

# Proceedings of the 8th Annual Federal Depository Library Conference

April 12 - 15, 1999

---

## How to Manipulate Federal Bulletin Board Files

James Mauldin, U.S. Government Printing Office  
Washington, DC

---

### Topics

About the System  
Features  
Statistics  
Examples  
Background & History  
Users of the FBB  
Helpful Hints & Plans  
FBBS User Support

### About the FBBS

- Accessible via: Telnet, FTP, WWW, or Modem
- Provides immediate, self-service access to Federal electronic information. Participating Federal agencies add files remotely ensuring that their latest official information is available.
- Offers single files in a variety of formats
- A component of *GPO Access*, it existed prior to the 1993 law (P.L. 103-40). Senate report 103-27 incorporated it into *GPO Access*.

### Background & History

- 1989 - Started under Project HERMES: Supreme Court opinions placed online
- 1992 - Reworked to deliver files for fee via the Federal Bulletin Board. Files were priced based on file size. All users needed a password and account approval.
- December 1995 - All *GPO Access* products were made free to the public. November 1995, Internet access offered.
- May 1996 - FBBS made available via the Web

### Features

- Some agencies use it to meet Americans with Disability Act (ADA) requirements.

(Example, MSPB Summaries)

- Provides modem access to all levels - supports speeds of 300 - 33,600 BPS
- Internet - FTP, Telnet, WWW
- Supports GPO Access with source files, sample questions and helpful hints
- Quick way to make information available via the Web; can also be a secure way

Alternative way to meet employee needs, e.g., forwarding e-mail; file sharing

### **Who uses the FBBS?**

Organizations and/or individuals who:

- Do not need (or do not have) real-time connectivity to the Internet (or a modem).
- Need a quick, inexpensive way to deliver (or retrieve) a single, downloadable file
- Want e-mail capability
- Download files and exchange/or post messages.

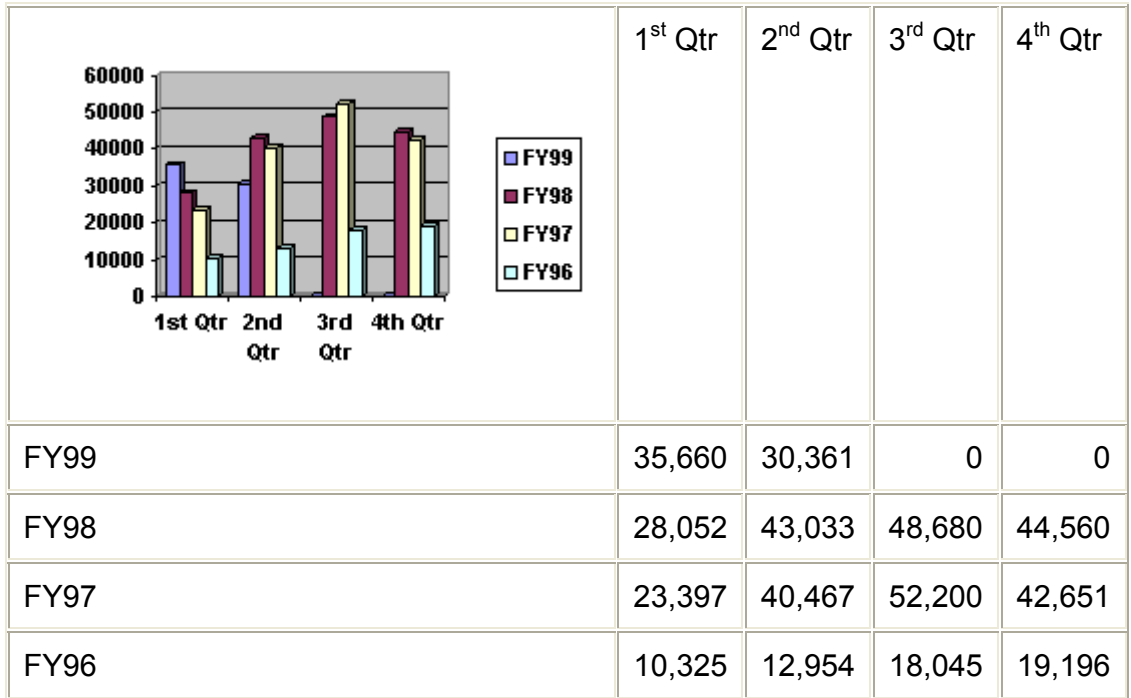
### **FBBS Customers**

- General Public
- Federal Depository Libraries
- Shipping Lists, List of Classes, Profiles Database
- GPO Internal Customers
- Library Program Service (LPS)
- Client Agencies:
  - Merit Systems Protection Board (MSPB)
  - Office of Foreign Assets Control (OFAC)
  - Environmental Protection Agency (EPA)

### **Top 20 Libraries, FY 1999**

<u>Library</u>	<u>Total</u>
1. Shiplist98	7,318
2. Shipl99	5,411
5. Shipl97	3,834
6. Mfiche98	3,734
7. Class	2,634
10. Paper99	1,886
12. Mfiche99	1,157
18. Separate98	72

- 
- **FBBS Usage Statistics**  
**Downloads by Fiscal Year**



### Helpful Hints

- Contact the systems operator about problems with the system - connecting, downloading, etc.
- Contact the agency representative or library operator with problems or questions about file content
- Refer to available online guides about adding helpers, readers, etc. to Web browsers
- New software version offers an online keyword search capability

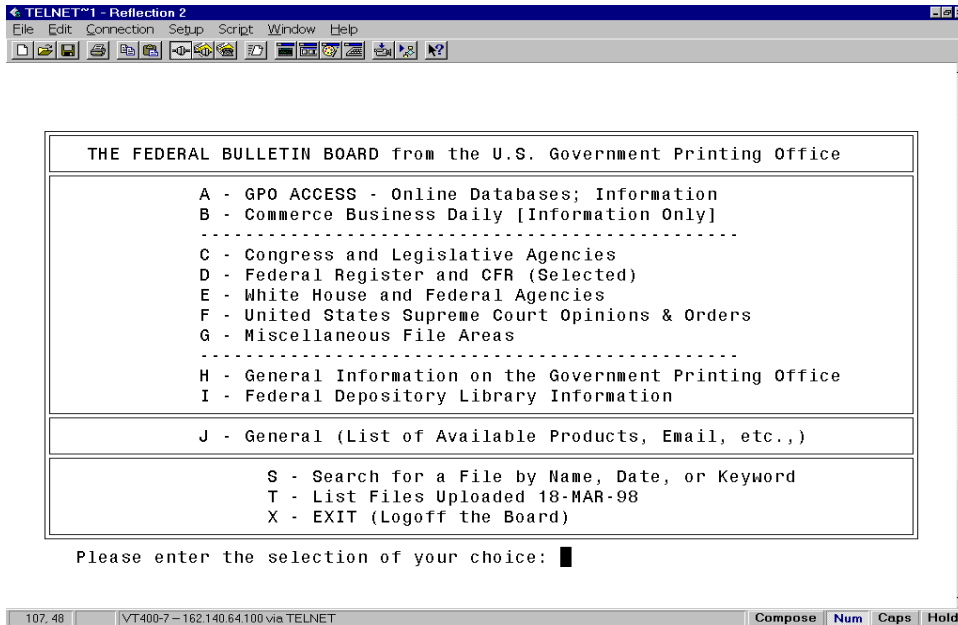
### Access to the FBBS

- Dial- (202) 512-1387 -- Settings: 8, N, up: 1
- Telnet: [fedbbs.access.gpo.gov](telnet://fedbbs.access.gpo.gov)
- FTP: [fedbbs.access.gpo.gov](ftp://fedbbs.access.gpo.gov)
- WWW: <http://fedbbs.access.gpo.gov>

### Main GPO Access Web Sites:

- GPO: <[www.access.gpo.gov](http://www.access.gpo.gov)>
  - <[www.access.gpo.gov/su\\_docs](http://www.access.gpo.gov/su_docs)>
- SuDocs: >

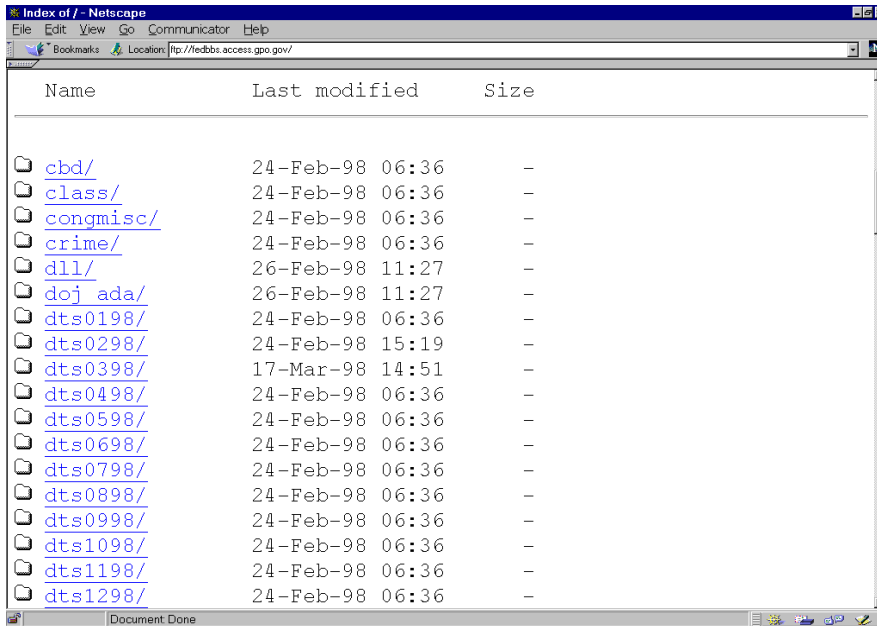
## Telnet or Dial-up Screen



Telnet Address: [fedbbs.access.gpo.gov](telnet://fedbbs.access.gpo.gov) Modem Number: (202) 512-1387

## FBBS: FTP Screen

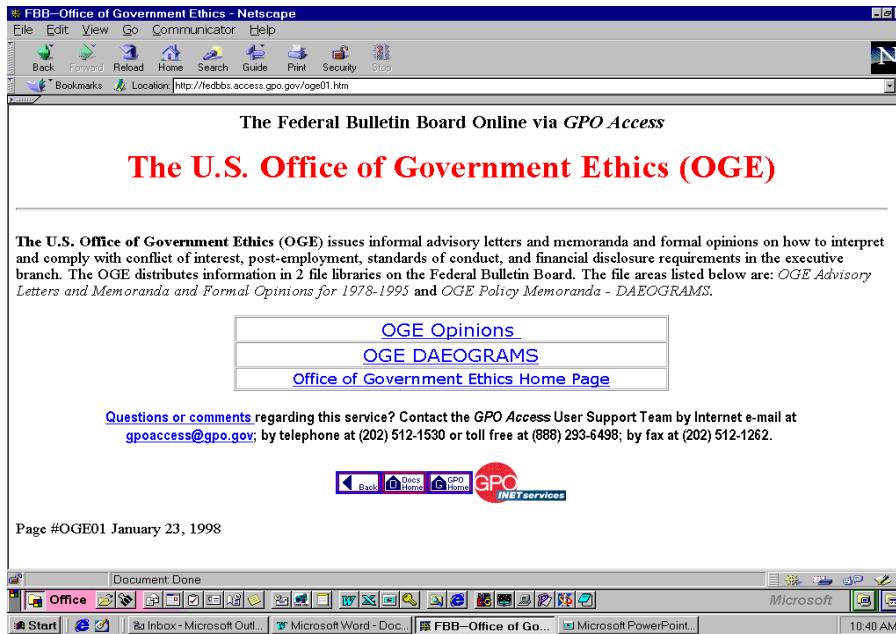
FTP Address - <ftp://fedbbs.access.gpo.gov>



## FBBS Home Page

URL -- <http://fedbbs.access.gpo.gov>





## User Support

### GPO Access User Support Team

Toll-free and local telephone:

- Local: (202) 512-1530
- Toll-free (888) 293-6498
- Fax: (202) 512-1262
- E-mail: [gpoaccess@gpo.gov](mailto:gpoaccess@gpo.gov)
- Hours: 7 a.m. – 5 p.m., Monday-Friday, excluding all Federal holidays

## Summary

- A component of *GPO Access* (Public Law 103-40)
- Existed since 1990 (prior to *GPO Access*)
- Systems Operator - Selene Dalecky,  
(202) 512-1608  
E-mail: [sdalecky@gpo.gov](mailto:sdalecky@gpo.gov)
- LPS Library Operator - James Mauldin, (202) 512-1698  
E-mail: [jmauldin@gpo.gov](mailto:jmauldin@gpo.gov)
- User Support - Provided by the *GPO Access* User Support Team via e-mail ([gpoaccess@gpo.gov](mailto:gpoaccess@gpo.gov)), phone toll-free at (888) 293-6498 or local at (202) 512-1530.

## Manipulating the Files

Examples

Hints

Exporting/Importing Data

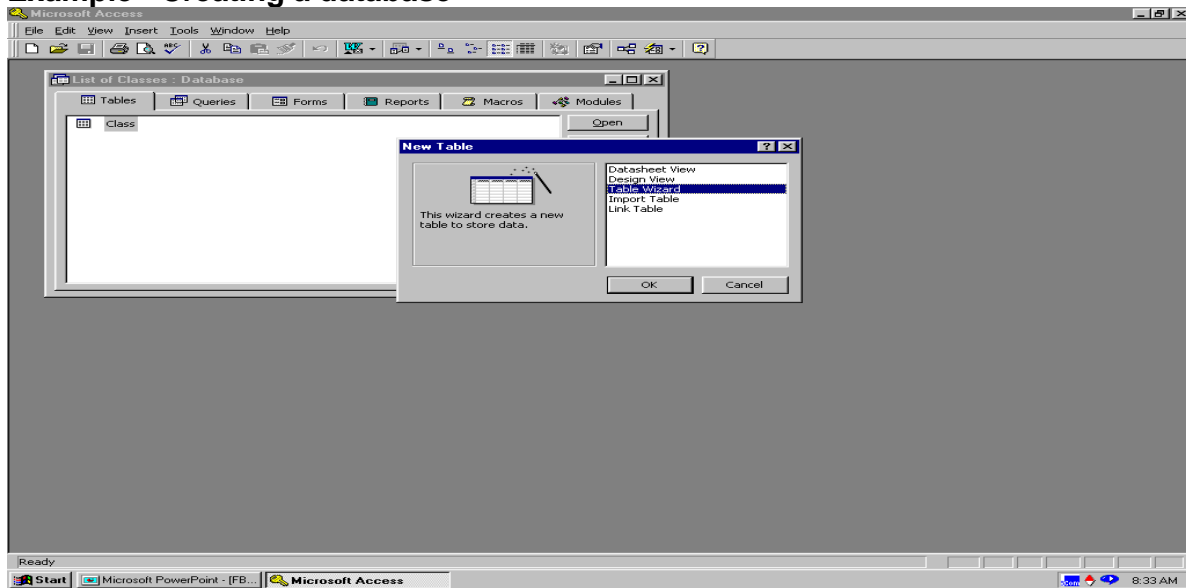
## Designing a database

- Before you use any software to actually build the tables, forms, and other objects that will make up your database, it is important to take time and design your database. A good database design is the keystone to creating a database that does what you want it to do effectively.

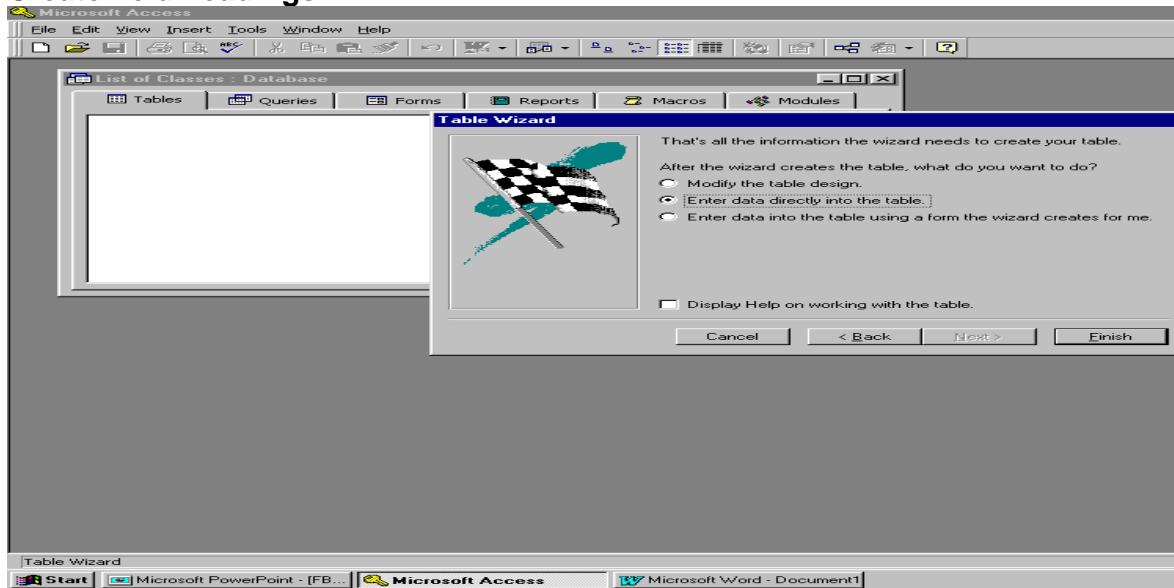
## Hints for Database

- Determine the purpose of your database
- Determine the tables you need in the database
- Determine the fields you need in the tables
- Identify fields with unique values
- Determine the relationship between tables
- Refine your design
- Add data and create other database objects

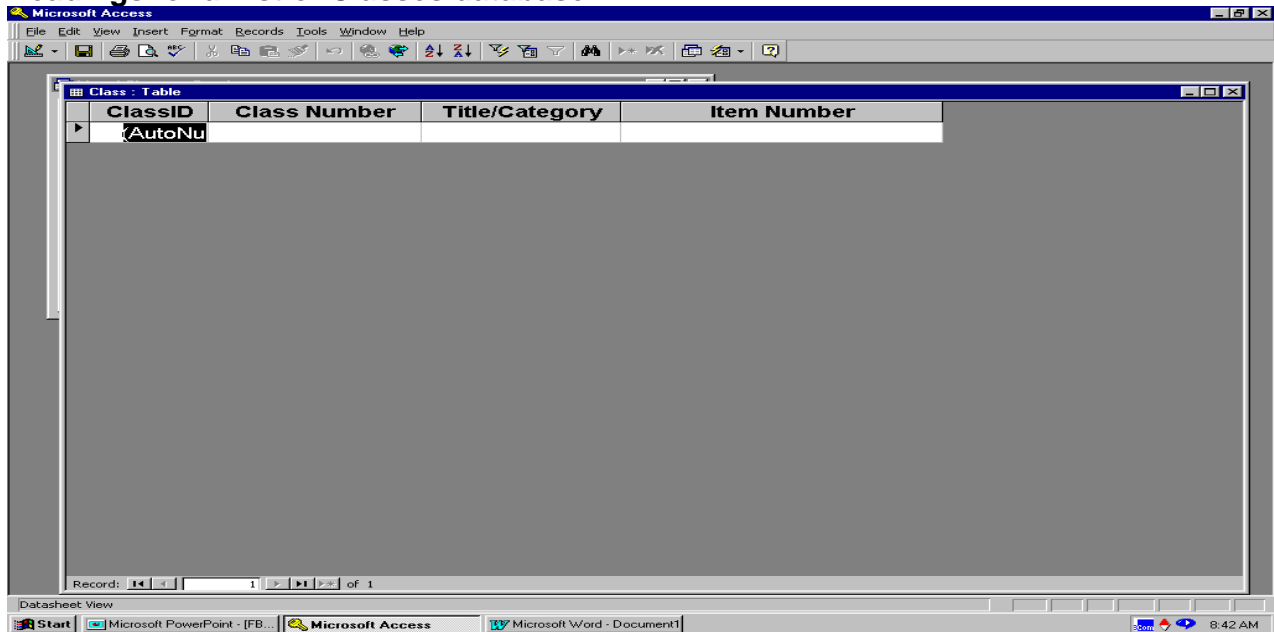
## Example - Creating a database



## Create field headings




## Headings for a List of Classes database

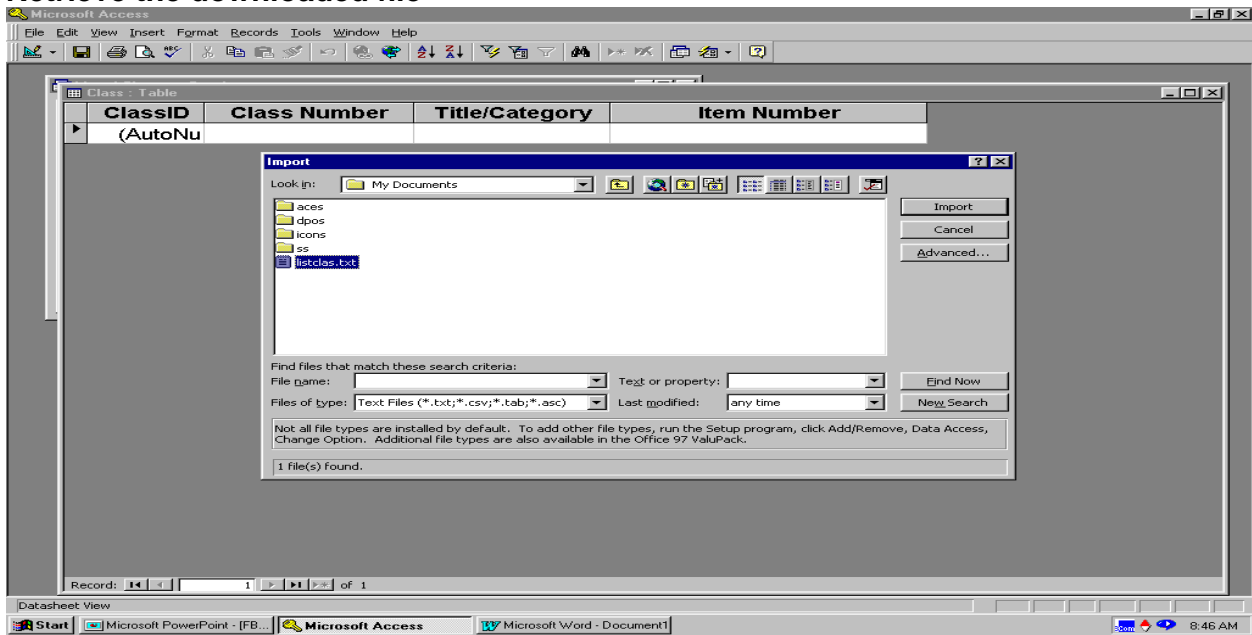




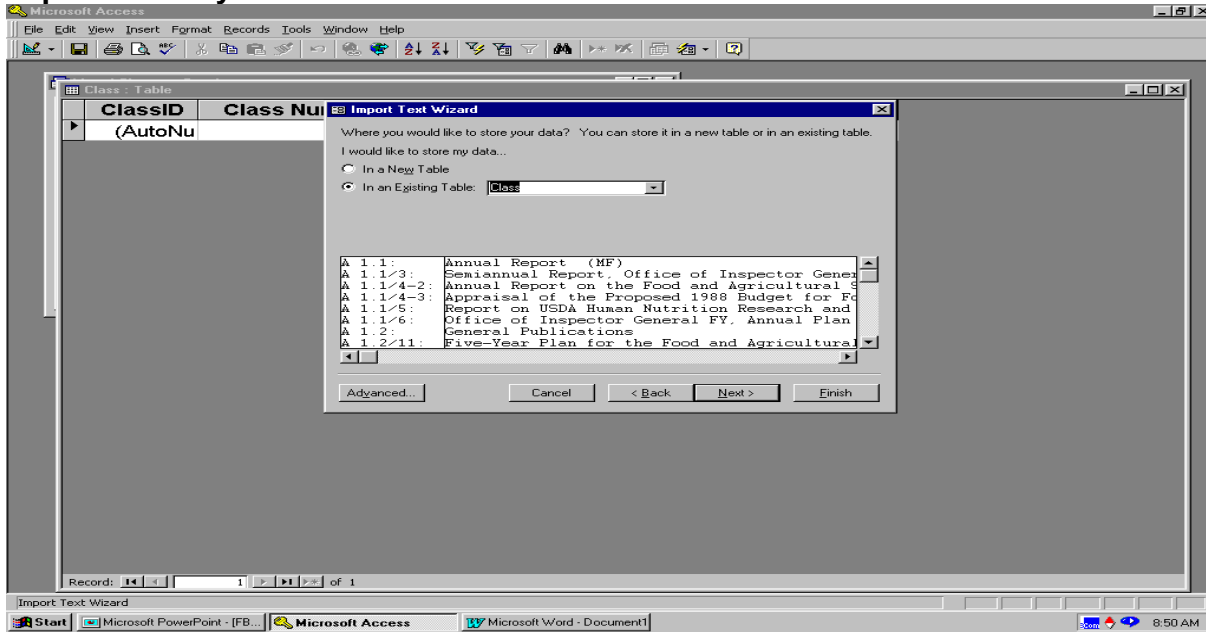
## Importing the List of Classes into your database



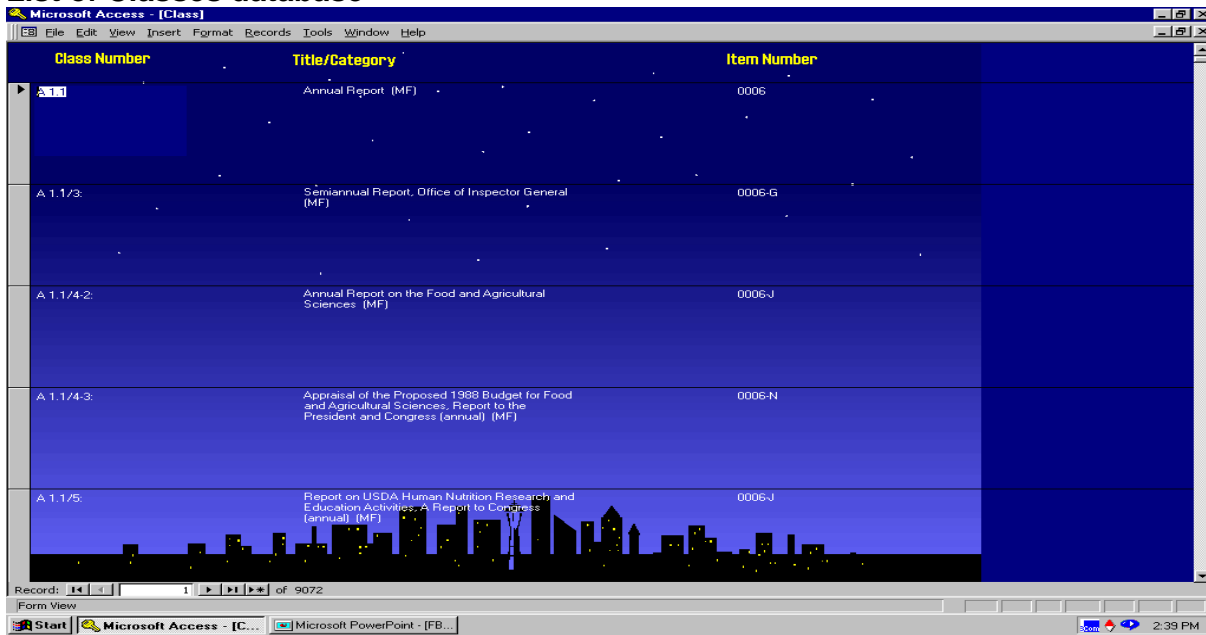
## Retrieve the downloaded file



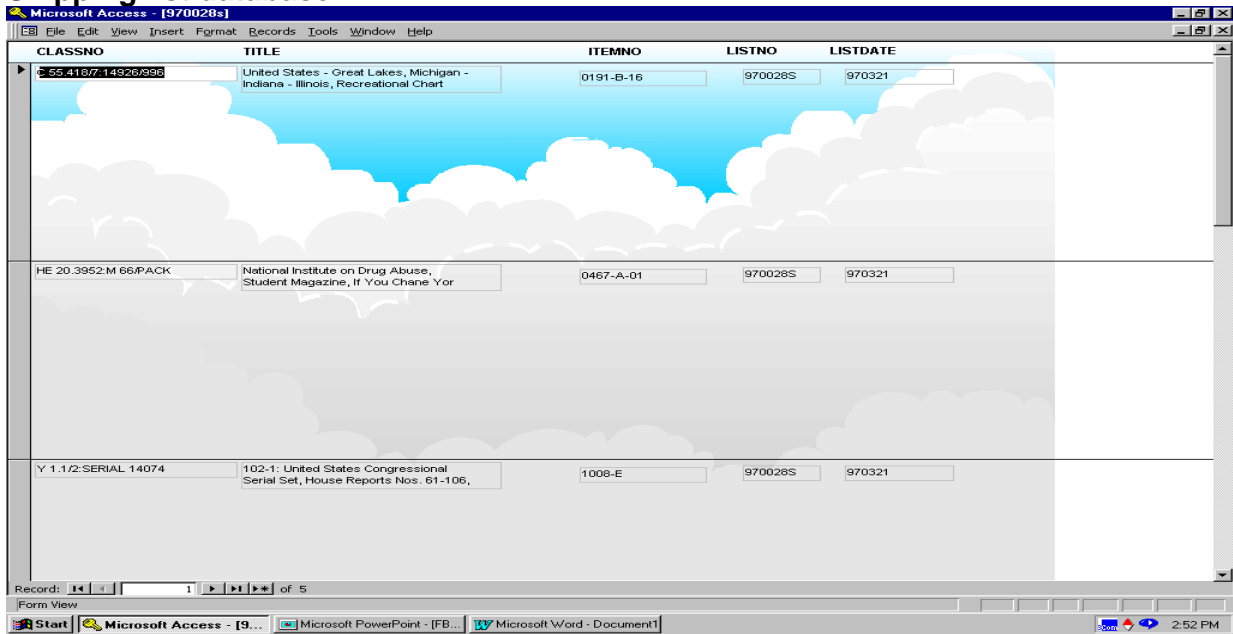
## Import to newly created database



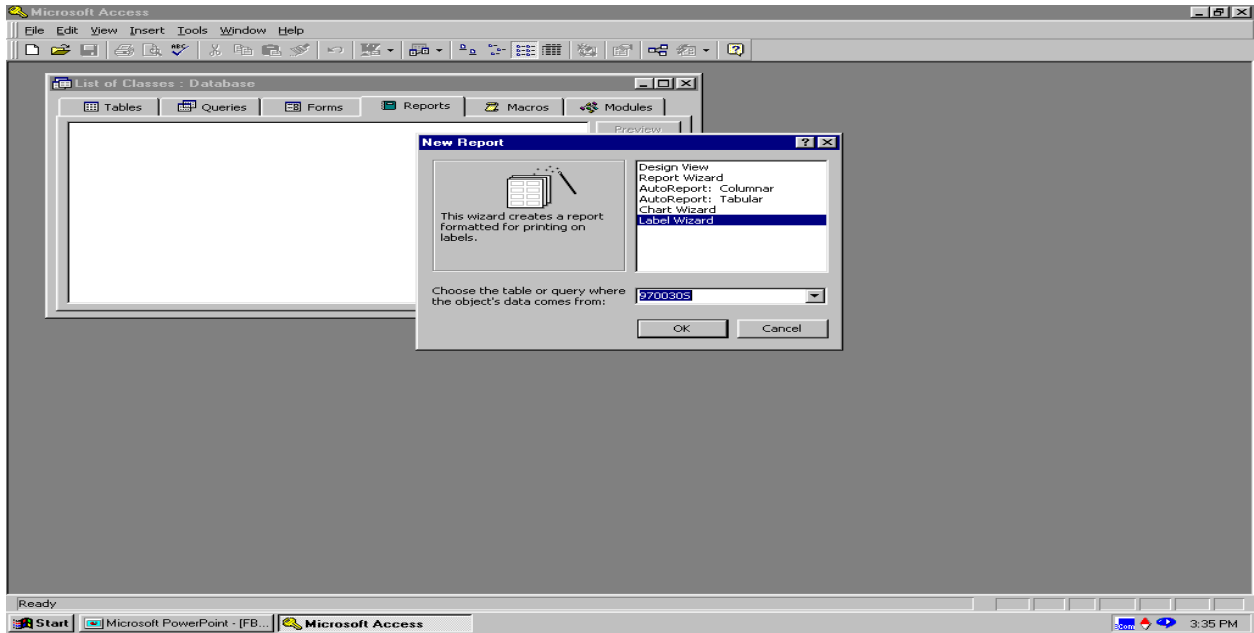
## List of Classes database



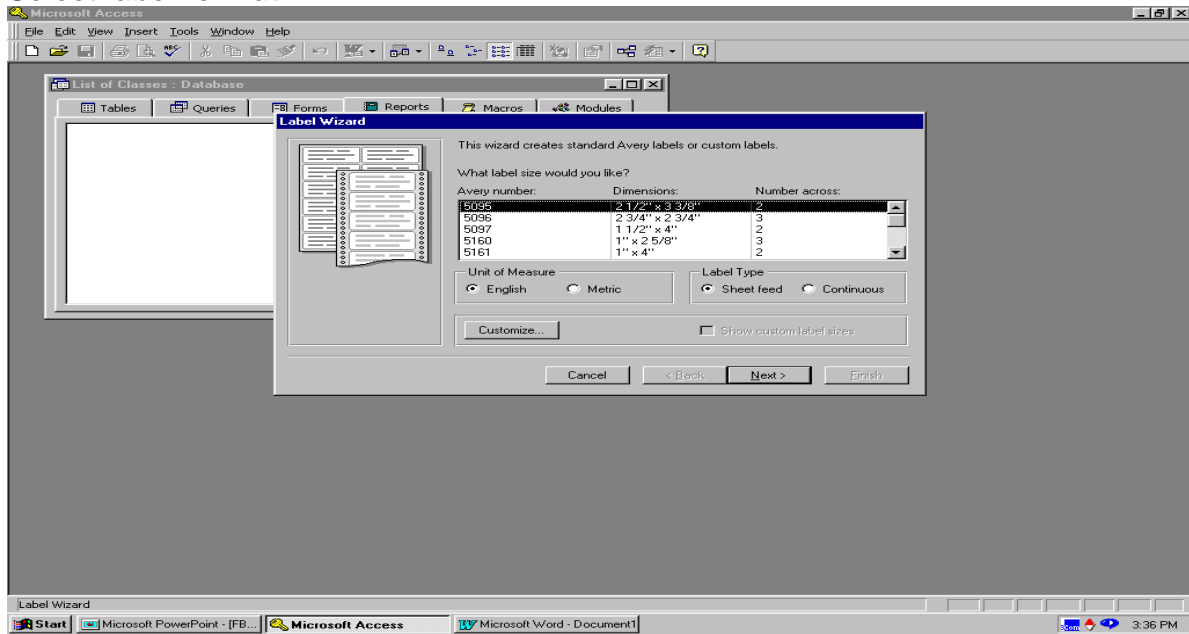
# Shipping list database



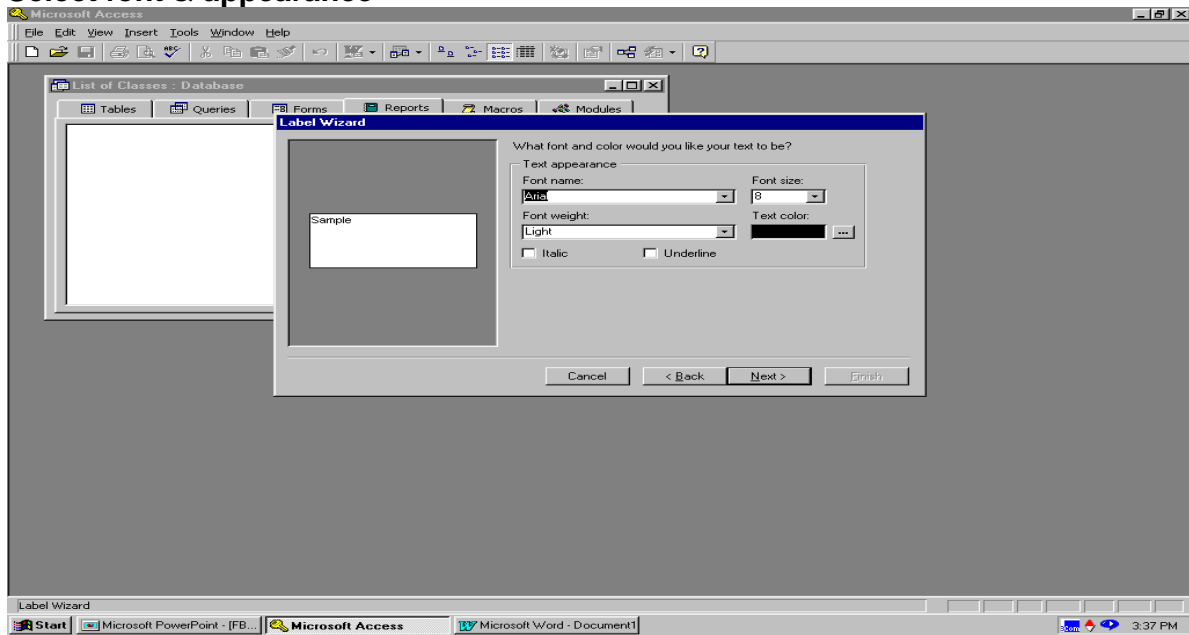
# Labels



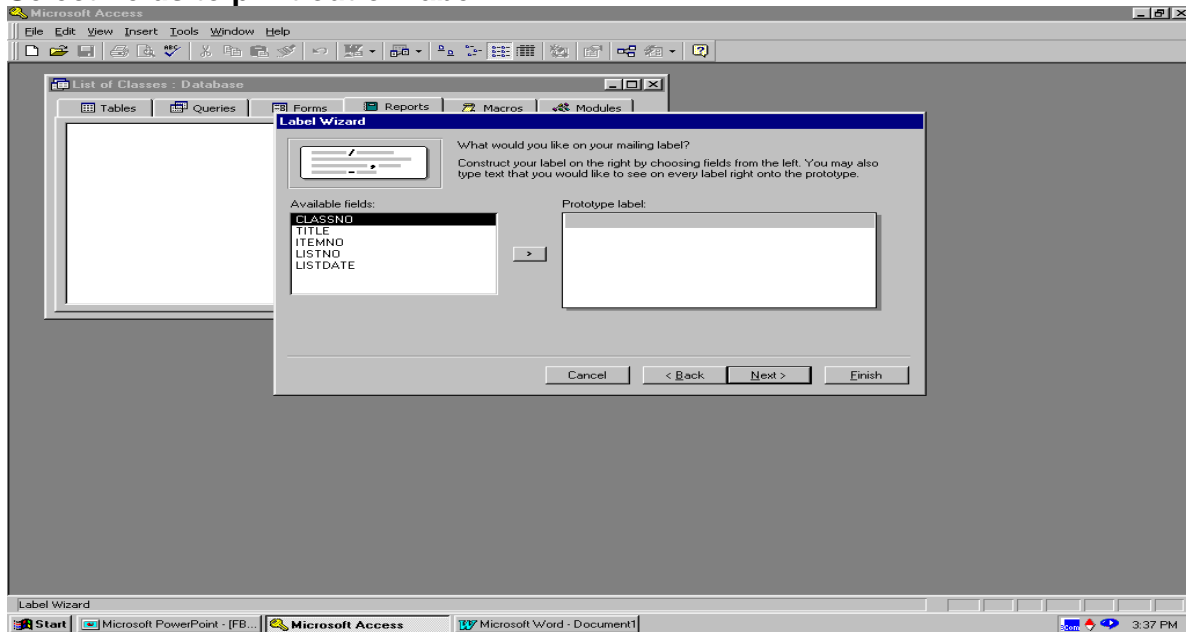
## Select label format



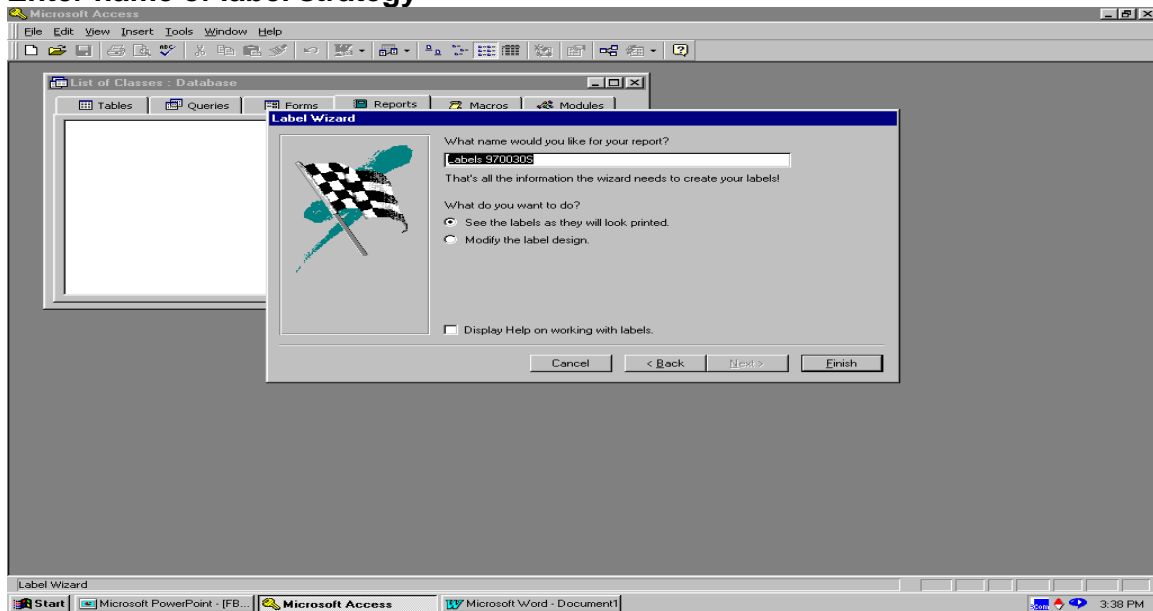
## Select font & appearance



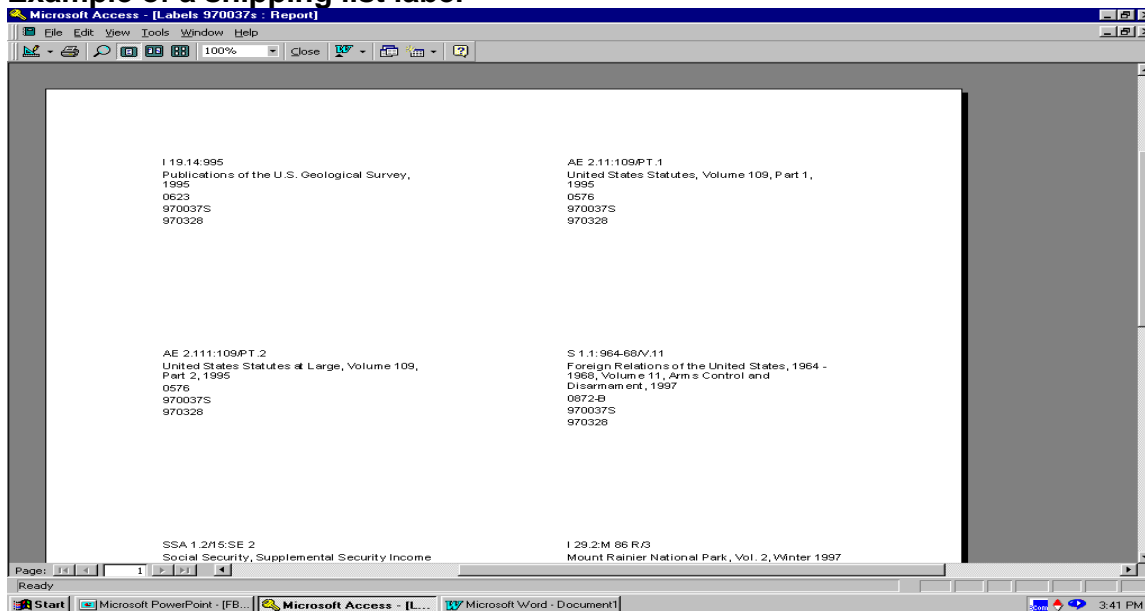
## Select fields to print out on label



## Enter name of label strategy



## Example of a shipping list label



## Summary

- The files contained on the FBBS can be manipulated to provide local value added services to each library or individual who chooses to download these files.

## Questions/Contacts

- James Mauldin (Publications Management Specialist)