

Now What?!

We have an estimate of the size of our uncataloged collection but what's our plan for cataloging it?


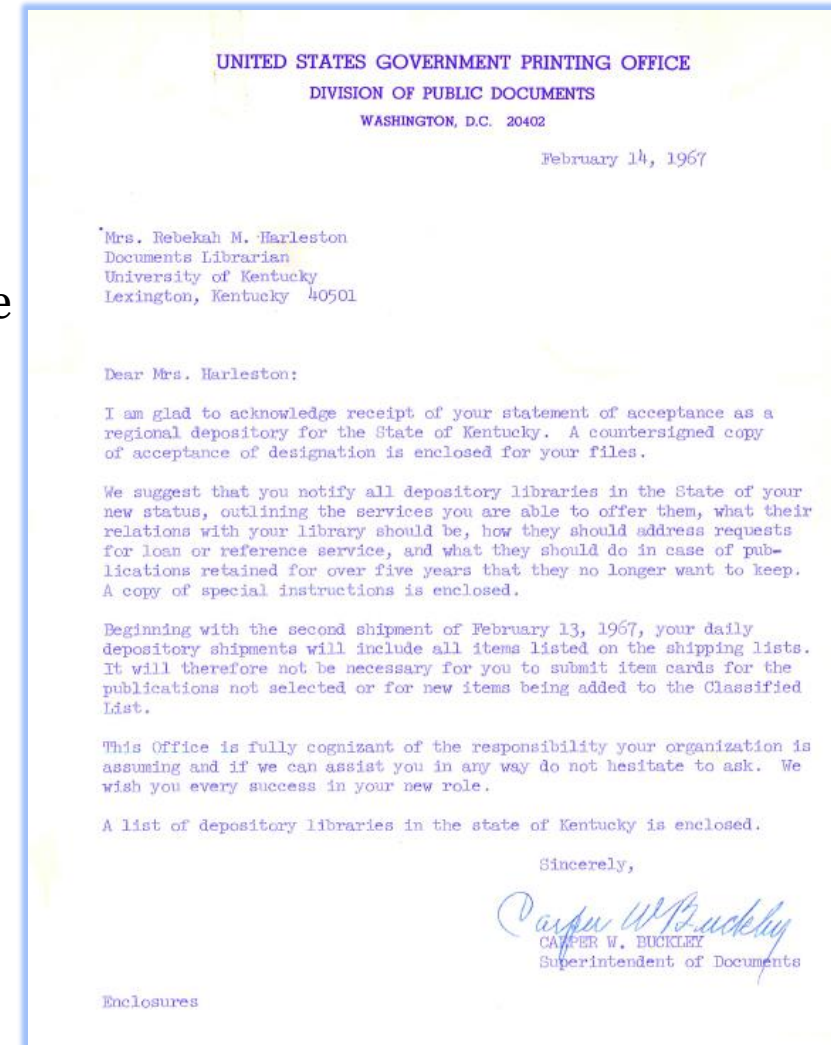
Fall 2021 Federal Depository Library
Conference

Amy Laub-Carroll
Federal Regional Depository Librarian
University of Kentucky Libraries



Background



- Depository since 1907
- Regional since 1967
- W.T. Young Library completed in 1998
 - Depository collection was split between the new building and the basement of the old building



The Problem:

One third of our federal depository collection resides in closed stacks in the basement of our Science and Engineering Library and only an unknown percentage of it is represented in our online catalog. Although the materials that are not cataloged in this portion of our collection are listed in our shelflist, we wanted to make them more accessible so we needed to determine how much needed to be cataloged.


In 2019 our Associate Dean for Collections and Technical Services asked us to estimate the size of the uncataloged portion of the depository materials housed in these closed stacks.



The Procedure:

In order to determine the size of the uncataloged portion of this collection, we created a procedure to compare the cataloged portion to the total linear measurements of the physical collection. This involved creating a spreadsheet of materials in our catalog at this location, measuring the linear feet of material on the shelves, and multiplying the number of linear feet by 52 to come up the estimated number of items, per GPO's instructions for estimating the size of a depository collection. We then divided the number of cataloged items by the estimated number of measured items to find the percentage of items cataloged.

Once we measured the collection, we decided we wanted to know the percentage of serials in this collection so we went back and walked the ranges, putting pink slips of paper at the beginning of each serial run and purple slips of paper at the end of each serial run. We then had our graduate assistant measure these serials.



Results:

- Approximately 61.59% of the collection is cataloged, which is a higher percentage than we originally thought
- 61% are monographs
- 39% are serials, comprising 234 separate serial titles
- There are a total of 7,035 linear feet in this collection, which translates to approximately 365,820 individual items
- Approximately 140,511 of these items are not cataloged

Challenges going forward:


- **Many** duplicates and triplicates in this collection
- Because so many items in this collection are in “dead” SuDoc stems we may run into issues with verifying call numbers
- Preservation issues (brittle paper)
- Finding records for pre-1970 materials for copy cataloging
- Superseded materials that have not been removed
- Rampant mis-shelving

Now what?!



It's slow going but we'll get there!

- As we come across items that are not cataloged or barcoded we've been copy cataloging or matching the items to records in our catalog
- We are identifying specific areas to focus on, for example, Bureau of Indian Affairs materials (I 20s)
 - More organized approach
 - Gives us the opportunity to create a procedure for identifying what to catalog next
 - We get a sense of how long it takes to catalog these materials
 - We learn what types of issues might arise
 - Will help us make an informed decision
 - Graduate Assistants?
 - Temporary employees?
 - Contract cataloging?
 - A combination of all of the above?
- Applying to be part of the LSCM Pilot Project to catalog a portion of our War Department materials



Questions?

amy.laub-carroll@uky.edu

