



FEDERAL
DEPOSITORY LIBRARY

CONFERENCE

#FDLConference

2019

OCTOBER 21-23
ARLINGTON, VA



Depositories in the Digital Era

Laurie Hall, Superintendent of Documents/LSCM Managing Director, GPO

Ashley Dahlen, Outreach Librarian, GPO



FEDERAL
DEPOSITORY LIBRARY

CONFERENCE

#FDLConference

2019

OCTOBER 21-23
ARLINGTON, VA



Why be a digital depository?

Libraries are branding themselves as a place where people can get help finding and using Federal Government information.



Means help is available



“My patrons don’t ask for Government info”

Fact: Your patrons are saturated with Government information.

- Healthcare problems, access to affordable medicine, insurance issues
- Dietary guidance
- Welfare assistance programs (ex. SNAP)
- Environment and climate change
- What is happening on the Hill
- Extreme weather events
- Trade/tariffs
- Food safety and recalls
- Consumer safety and recalls
- Crime and safety statistics
- Education statistics and programs (ex. Tuition reimbursement)
- Fact checking



“It’s all online anyway” *

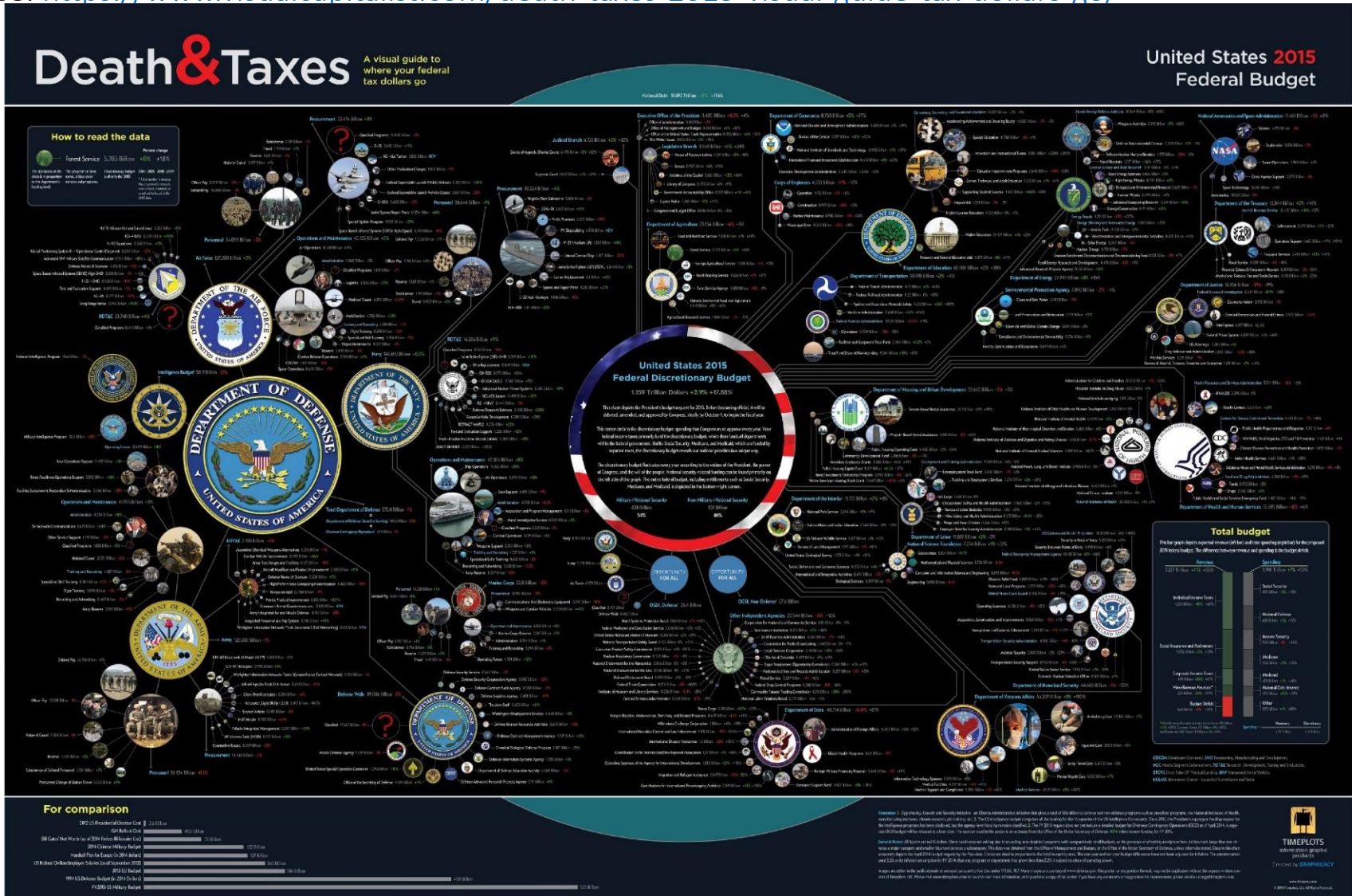
- Technically, “no” it isn’t all online. (But let’s be honest, a good chunk of it is.)
- The problem is that SO MUCH IS ONLINE.
- It takes an expert to be able to zero in on the correct source, containing reliable information, of relevance for the user.

* GPO is a bit sensitive about this one BTW 😊



Death & Taxes – 2015 Federal Budget

Source: <https://www.visualcapitalist.com/death-taxes-2015-visual-guide-tax-dollars-go/>





“It’s all online anyway”

- It is advantageous if the library staff can help the user with the online tools and portals.
 - Barrier one: find the correct information*
 - Barrier two: make sense of Federal Government information*
 - Barrier three: using the online interface
- The value of the library staff in a FDL has not diminished with the advent of digital access. It has increased.
 - Thought process in the old days:
 - “What report, factsheet, map, or series do I look for? Who is likely to have it if I don’t? Thank goodness I can always ILL from my regional.”
 - Thought process nowadays:
 - “Where would the official version of this information be found? How do I find it among the millions of search results? Where can I find it if has been removed? Has this digital content been archived anywhere from a reliable source?”
 - Neither are innate!

* Denotes a barrier in the tangible realm too



FEDERAL
DEPOSITORY LIBRARY

CONFERENCE

#FDLConference

2019

OCTOBER 21-23
ARLINGTON, VA



Having made a (hopefully) strong case for the continued need for FDLs, libraries report struggling to make “the transition.”

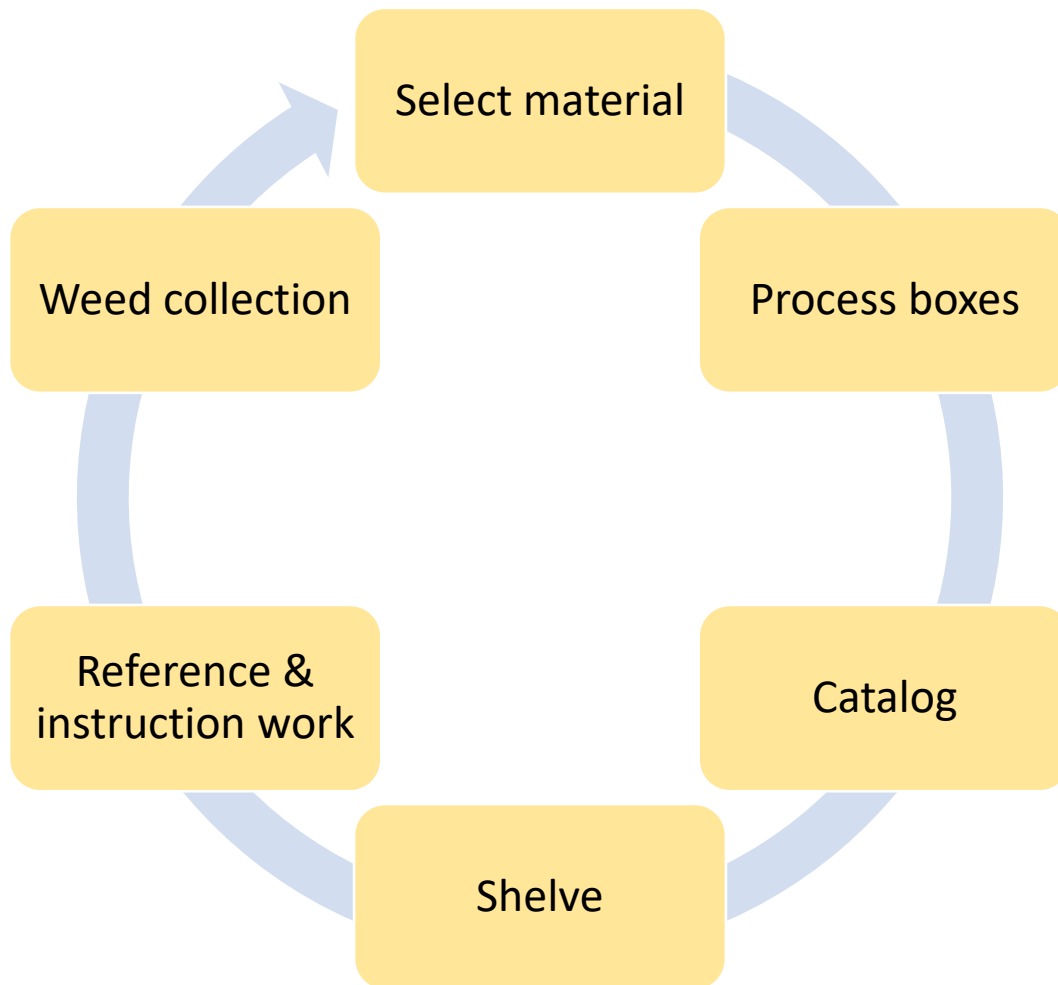


Contrary to popular belief:

- There is no definition of a digital depository.
- There are no required item numbers you must select in your item selection profile. You select what you want and the format you want it in.
- There is no “percentage” a library must select in their item selection profile.
- You may opt to weed all, part, or none of your legacy tangible collection – but you should work with your regional and nearby FDLs to ensure coverage.
- Most “digital depositories” end up retaining some tangible resources.
- There is no form to fill out to alert GPO that your library has become a digital depository – but you should work with your regional and GPO.
- You can make changes to your selection profile at any time.

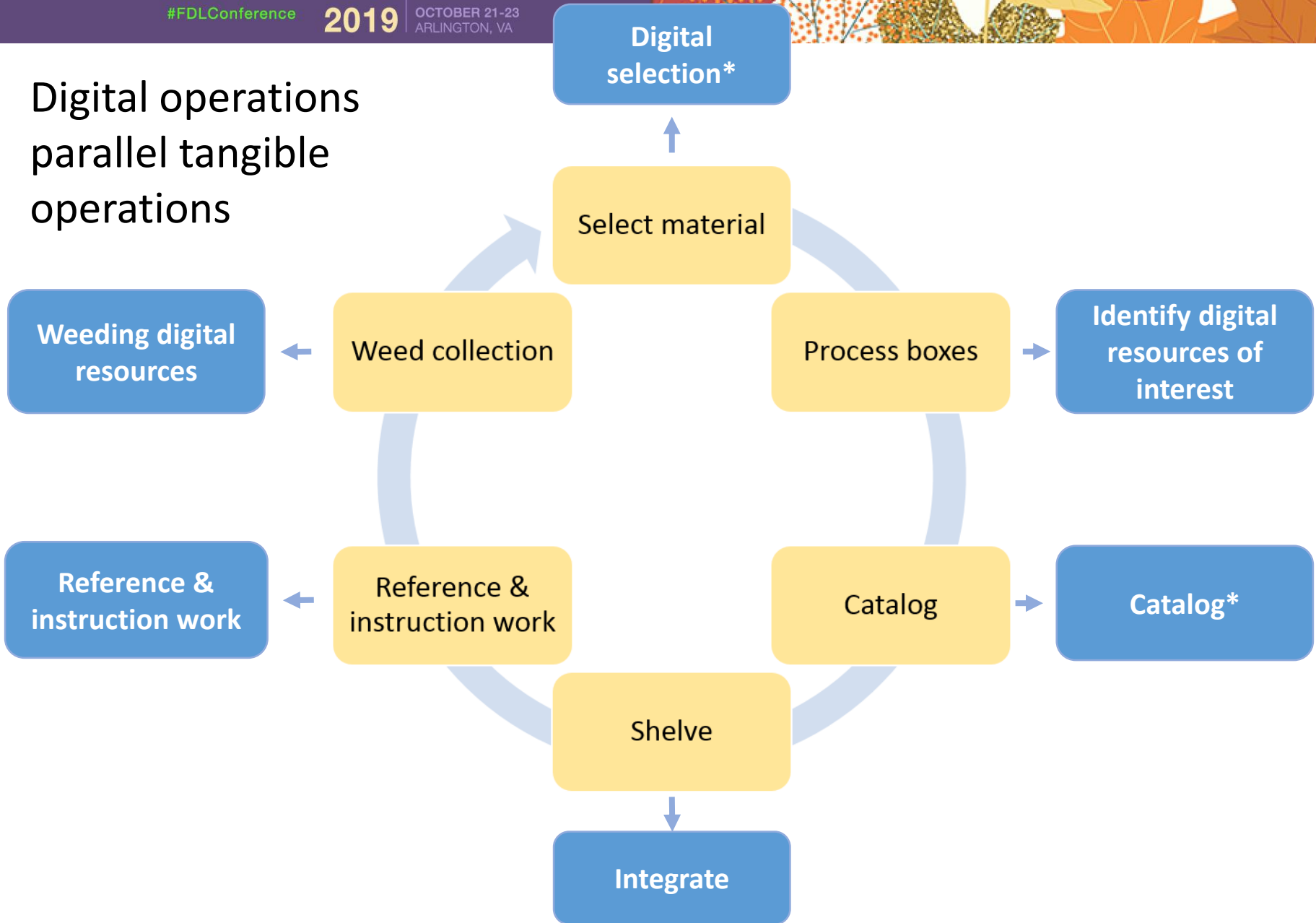


A traditional tangible depository operation





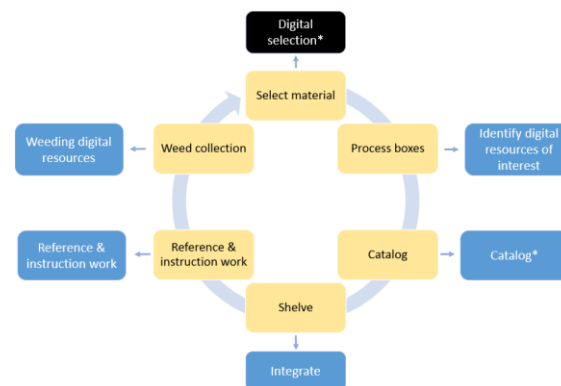
Digital operations
parallel tangible
operations





Digital selection*

*Not required to have an item selection profile, but helpful



Many “EL” selections are likely holdovers from when the material was in P or MF format

Use your digital selections to:

- Configure your record profile with a vendor
- Cataloging Record Distribution Program (CRDP) set up
- Filter NET list with some know-how

If you let GPO know that you are 100% digital, we will stop your shipping lists.

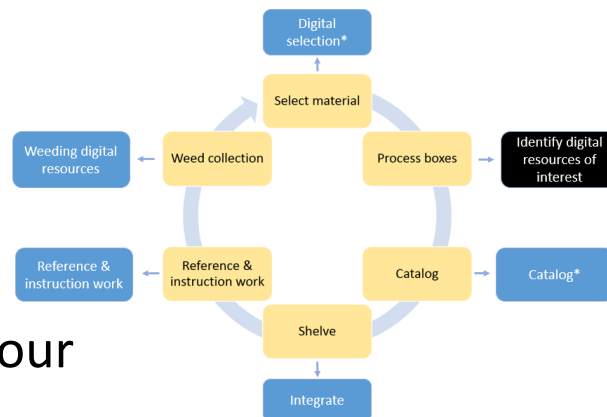
*Don't forget that you can add tangible content back to your selection profile.



~~Process boxes~~ Identify digital resources of interest

How do you identify resources of interest for your catalog or online finding aids?

- Review New Electronic Titles list
- Search the CGP
- Profile for digital resources (beyond GPO item selection profile) and get records from a vendor
- Make use of the FDLP Basic Collection (created by the FDLP Community)
- Other



*Some of these are more labor intense than in the tangible realm



Catalog*

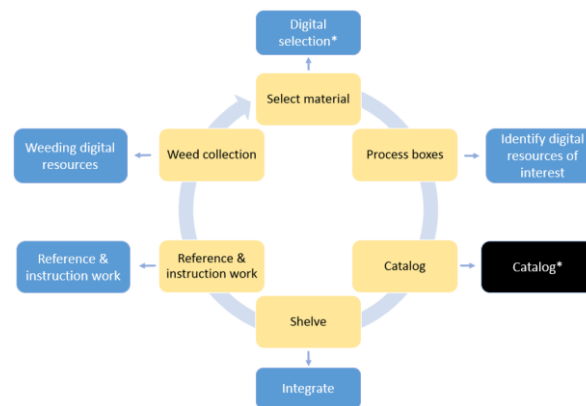
*Not required, but strongly recommended

How do you catalog digital resources?

- Vendor \$
- CGP on GitHub *free*
- CRDP *free*
- CGP via Z39.50 *free*
- Copy catalog \$

Special considerations:

- Special collection or location code
- Use a call number
- Add special notes to note field

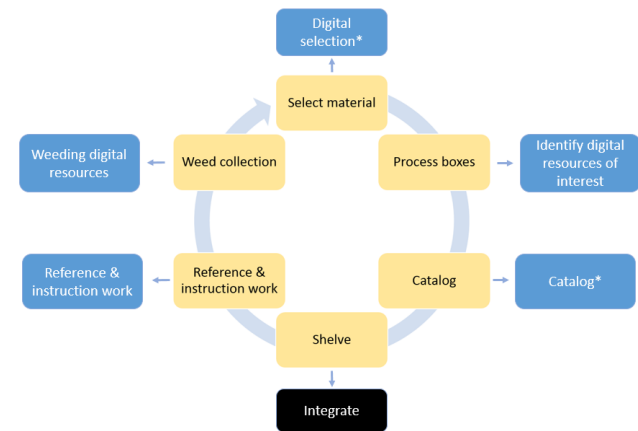




~~Shelve~~ Integrate

Integrate into:

- ILS
- Online finding aids
- Course guides
- Bibliographic Instruction classes
- Library programs (ex. Genealogy Research classes)
- Library events (ex. Health Fair)
- Social media



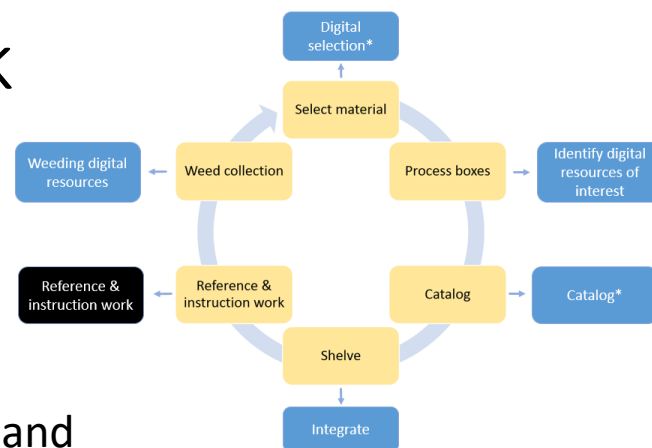
Bonus: Digital resources benefit patrons onsite and offsite

* You have new ways to engage with your users in the digital environment using digital resources – integrating resources where your users are likely to look for them is a new form of outreach.



Reference & instruction work

- Same as for tangible
 - Each library varies according to present skill sets
 - Goal is for reference skill set to match collection and user needs
- Until Federal Government information is “easy” to understand and locate, library staff should continue to acquire training on appropriate Federal Government information resources.



“Death and Taxes.” Need we say more?



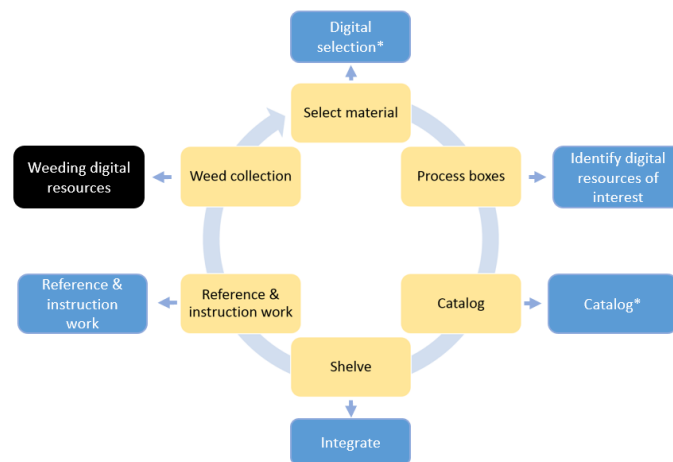
Weeding digital resources

Two strategies at present:

- 1) Upon cataloging, insert a note field or a code with a date that will prompt a review of the record when an ILS report is run later on.
- 2) Run an ILS report and review it. Clues include:
 - MARC 074 item number
 - MARC 086 SuDoc call number
 - MARC 856 PURL

Ideas for weeding:

- Looking for superseded material is not as productive as many hope for.
- Finding digital equivalents for print material on your shelves is probably best done via SuDoc number comparison (note 2008 cataloging change from multiple format records to multiple records for each format).





Digital depositories and collections

GPO staff are being asked for information about digital depositories.

But there is nothing new to managing a digital collection – just new opportunities to engage with your users and variations on the tools used. It may be more hands on than in the print realm.

FDLs continue to *Keep America Informed*





FEDERAL
DEPOSITORY LIBRARY

CONFERENCE

#FDLConference

2019

OCTOBER 21-23
ARLINGTON, VA



Questions?

FDLPoutreach@gpo.gov

202-512-1119