

# WHO ARE WE THE PEOPLE: PRELIMINARY RESULTS



DOMINIQUE HALLETT, STEM AND GOVERNMENT INFORMATION LIBRARIAN, ARKANSAS STATE  
KENYA FLASH, GOVERNMENT INFORMATION LIBRARIAN, YALE UNIVERSITY

# AGENDA

- PROJECT TIMELINE
- RESEARCH PROJECT
  - RESPONSE
  - DISCUSSION



# TIMELINE OF A RESEARCH PROJECT

- PIs meet at FDL
- Discussed idea for project

2017

- Refined project idea
- IRB approval across institutions
- Developed and tested survey with various government documents personnel
- Announced survey at FDL conference; deployed after

2018

- January 16 close date for survey
- 417 surveys started; 284 completed
- So much analysis...

2019

# RESEARCH PROJECT

This research project will explore who facilitates government information collections and perceptions of their future roles

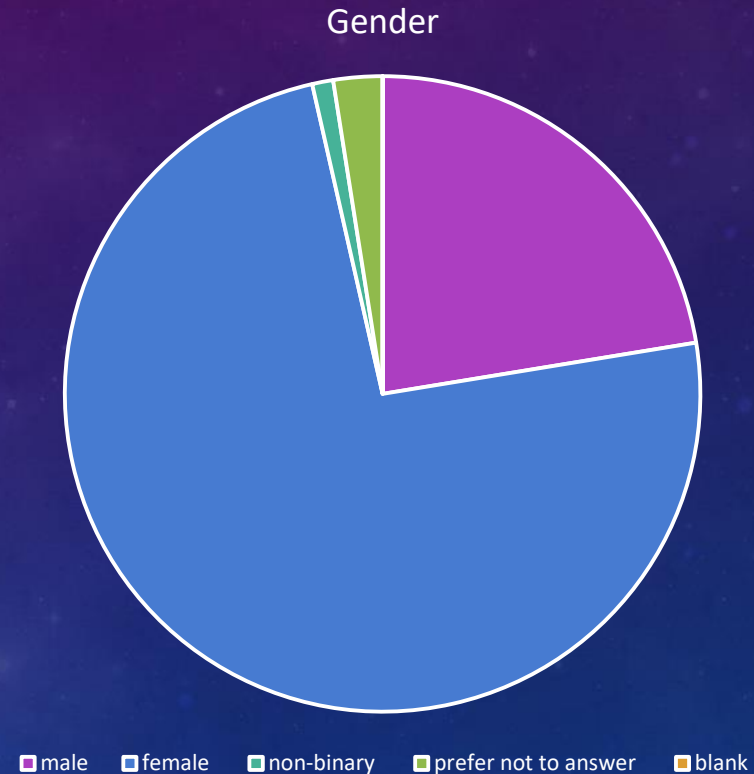




Once a disabled veteran had contacted our depository. He was looking for information from the Federal Register- once I identified what he needed, I discovered we no longer had that information in print. I called a colleague from another nearby depository, and she was able to help him complete his task. Depositories working together to help patrons-it's one of the things I love about my job!

# WHO FACILITATES- GENDER

- 63 males
- 208 female
- 3 non-binary
- 7 prefer not to answer
- 3 blank



# WHO FACILITATES- RACE AND ETHNICITY

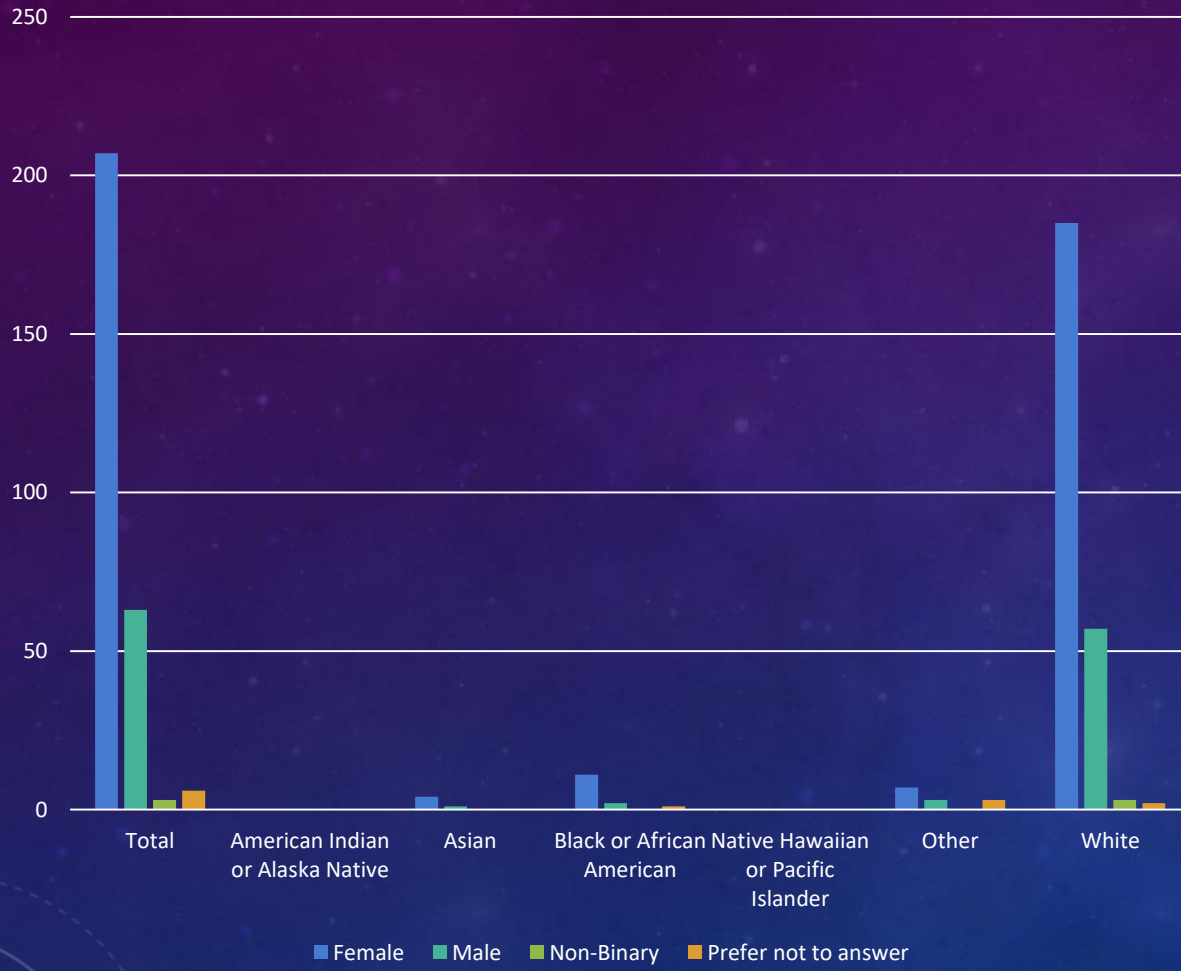
## RACE

- 247 White
- 13 Black or African American
- American Indian or Alaska Native
- 5 Asian
- 0 Native Hawaiian or Pacific Islander
- 13 Other
- 5 blank

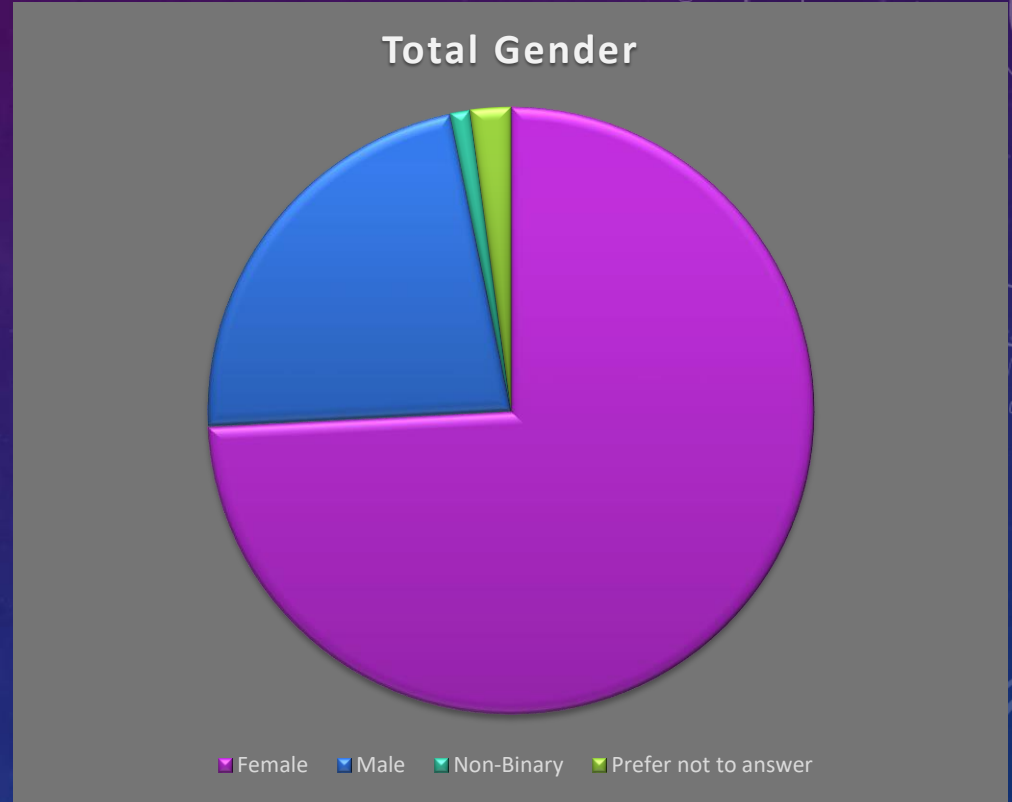
## ETHNICITY

9 Hispanic or Latino  
265 Non-Hispanic or Latino

### Race by Gender




### Total Gender





My favorite story is the time when someone was looking at vital statistics going back to the first annual report done by our state in the 1850's. Both the researcher and I spent hours reading the report which gave an incredible snapshot of the time. What people were dying from gave a big insight into the times and what conditions were like. Also, the style of writing, the text wasn't written in governmentese. Someone wrote with passion and involvement. Something that government information reports are lacking today. Reports are written by humans for consumption by humans. The lack of that contact makes for dull reading and an attitude by the public that the 'government' doesn't care. As Abraham Lincoln said "that government of the people, by the people, for the people, shall not perish from the earth." we need to keep that fact that government information is communication between people. Not faceless bureaucrats talking to the great unwashed masses.



THE FOLLOWING NUMBERS ARE RELATED TO  
THOSE SELECTING THAT THEY ARE  
GOVERNMENT EMPLOYEES/VENDORS

# Q7 – DO YOU HAVE YOUR MLS/MLIS 18 ANSWERED

	Q2: Gender?				
	Total	Female	Male	Non-Binary	Prefer not to answer
MLIS - No	11	9	2	0	0
MLIS - Yes	7	5	2	0	0

Q8: DID YOU PROGRAM OFFER ANY COURSEWORK SPECIALLY FOCUSED ON GOV DOCS/GOV INFO? AND Q9 – DID YOU TAKE ANY COURSEWORK IN GOV DOCS/GOV INFO?

	Q2: Gender?				
	Total	Female	Male	Non-Binary	Prefer not to answer
No	6	4	2	0	0
Unsure	3	3	0	0	0
Yes	9	7	2	0	0

	Q2: Gender?				
	Total	Female	Male	Non-Binary	Prefer not to answer
No	9	7	2	0	0
Yes	9	7	2	0	0

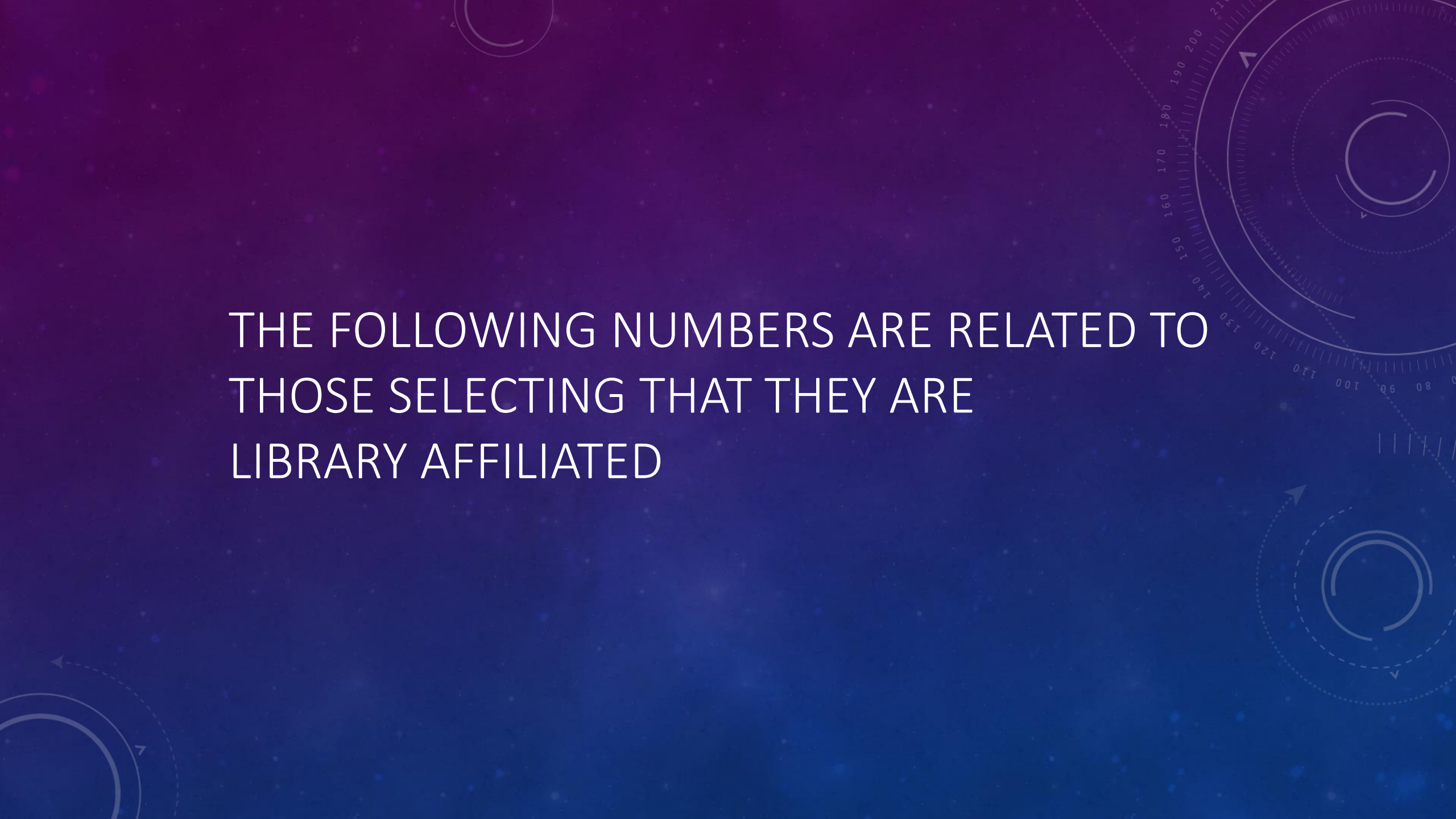
# Q11 HAVE TRAINING OPPORTUNITIES INCREASED/DECREASES?

	Total
Decreased	2
Increased	5
Stayed the same	11
Decreased (percentage)	0.7%
Increased (percentage)	1.8%
Stayed the same (percentage)	3.9%





My first semester in iSchool I was required to take Government Information (or something like that) with Cass Hartnett at UWash as part of my MLIS program. That first day of class she told a story about one of her previous students who had gotten the FDLP logo tattooed on him. No stranger to tattoos, I thought it a bit weird, but to each their own. I ended up falling in love with Government Documents thanks to that class, and the mentorship of Cass Hartnett and Peggy Jarrett (UW's law school's govdocs librarian). My love grew deeper during my time in school, and as a graduation gift to myself, I too got the FDLP logo tattooed on me. Funny how some things can come full circle.

The background is a dark blue gradient with faint technical graphics. On the right side, there are several circular gauges or dials with numerical scales (e.g., 100, 110, 120, 130, 140, 150, 160, 170, 180, 190, 200, 210) and arrows. There are also dashed lines and other circular patterns scattered across the background.

THE FOLLOWING NUMBERS ARE RELATED TO  
THOSE SELECTING THAT THEY ARE  
LIBRARY AFFILIATED

# Q7 DO YOU HAVE YOUR MLS/MLIS?

Q2: Gender?					
	Total	Female	Male	Non-Binary	Prefer not to answer
No	49	37	11	0	1
Yes	219	162	48	3	6





Q26: DID YOU PROGRAM OFFER ANY COURSEWORK FOCUSED ON GOV DOCS/GOV INFO? AND  
 Q27 – DID YOU TAKE ANY COURSEWORK IN GOV DOCS/GOV INFO?

	Q26: DID YOU PROGRAM OFFER ANY COURSEWORK SPECIALLY FOCUSED ON GOV DOCS/GOV INFO?				
	Total	Female	Male	Non-Binary	Prefer not to answer
No	65	50	13	0	2
Unsure	30	24	4	2	0
Yes	169	122	41	1	5

	Q27 – DID YOU TAKE ANY COURSEWORK IN GOV DOCS/GOV INFO?				
	Total	Female	Male	Non-Binary	Prefer not to answer
No	138	105	29	2	2
Yes	129	93	30	1	5

# Q11 HAVE TRAINING OPPORTUNITIES INCREASED/DECREASES?

	Total
Decreased	36
Increased	134
Stayed the same	95
Decreased (percentage)	12.7%
Increased (percentage)	47.2%
Stayed the same (percentage)	33.5%



# COMPARISON ON QUESTION ABOUT "HAVE TRAINING OPPORTUNITIES INCREASED/DECREASES?"

18 respondents	Gov Employees/ Vendors
Decreased (percentage)	0.7%
Increased (percentage)	1.8%
Stayed the same (percentage)	3.9%

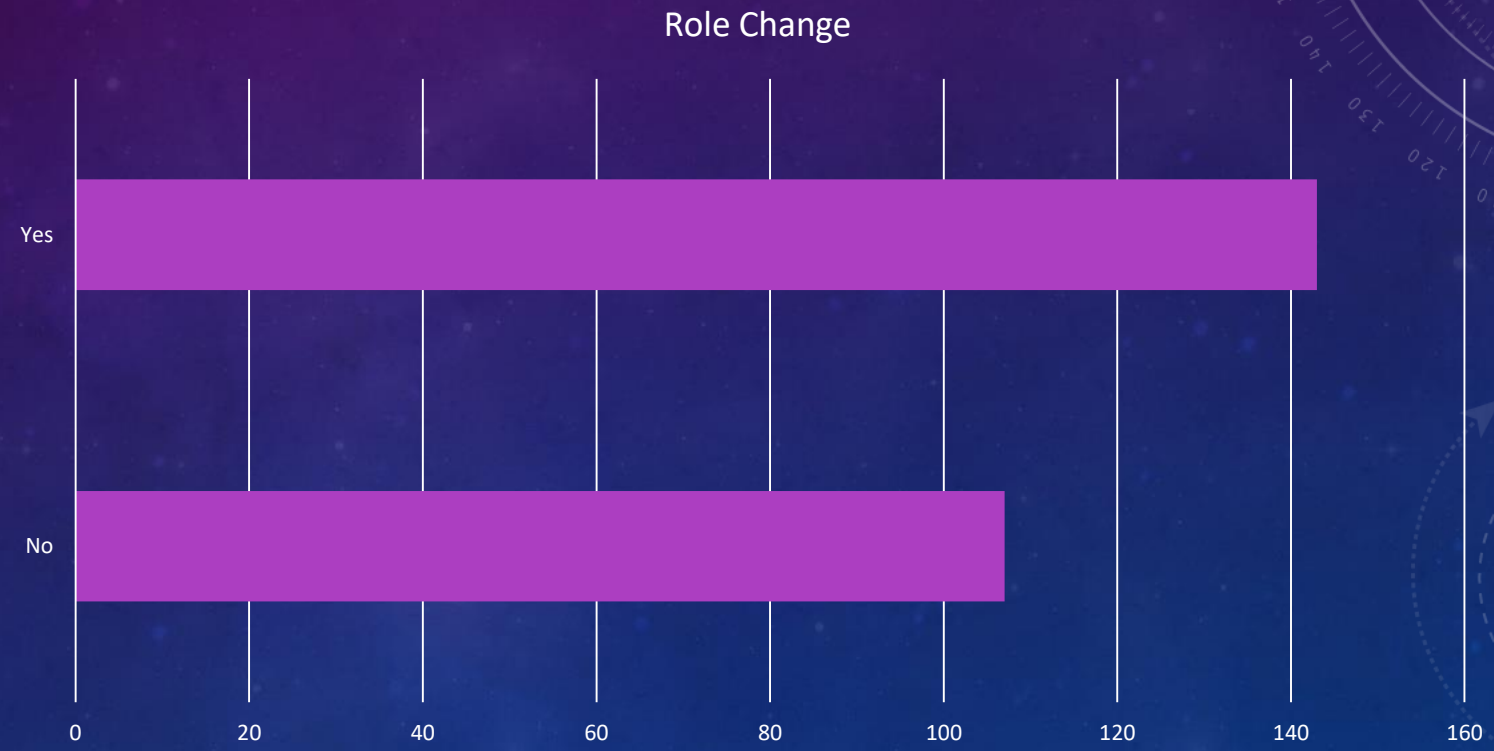
265 respondents	Library Affiliated
Decreased (percentage)	12.7%
Increased (percentage)	47.2%
Stayed the same (percentage)	33.5%

We once had a visit from someone who wanted to check out "everything you have on NASA", oh, and hurry, I have a taxi waiting. Since we had about three 5-section ranges of NASA stuff at the time, plus drawers of microfiche, he left fairly disappointed.



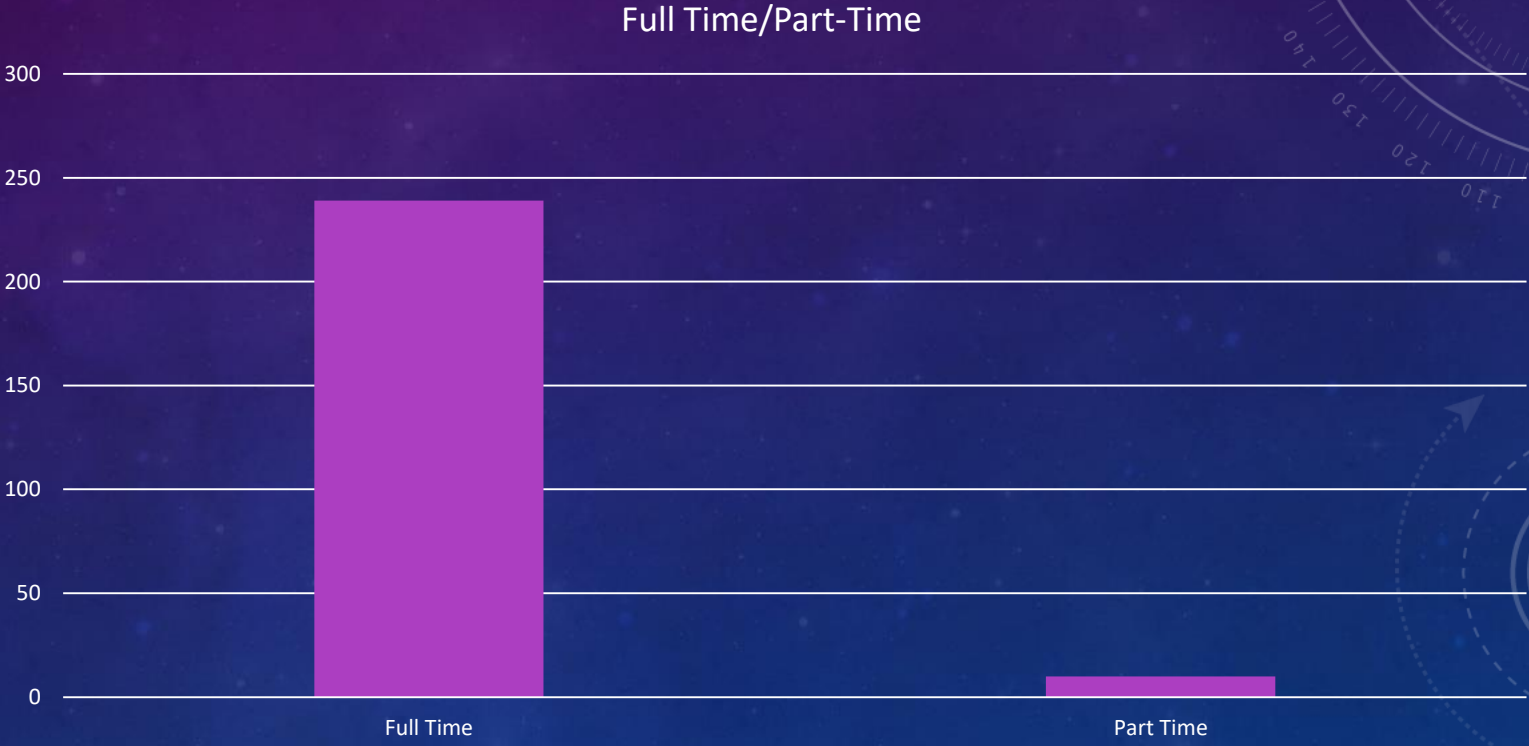
# Q32 – HAS YOUR TITLE OR ROLE CHANGED IN THE LAST 5 YEARS?

- 107 said no (42.8%)
- 143 said yes (57.2%)



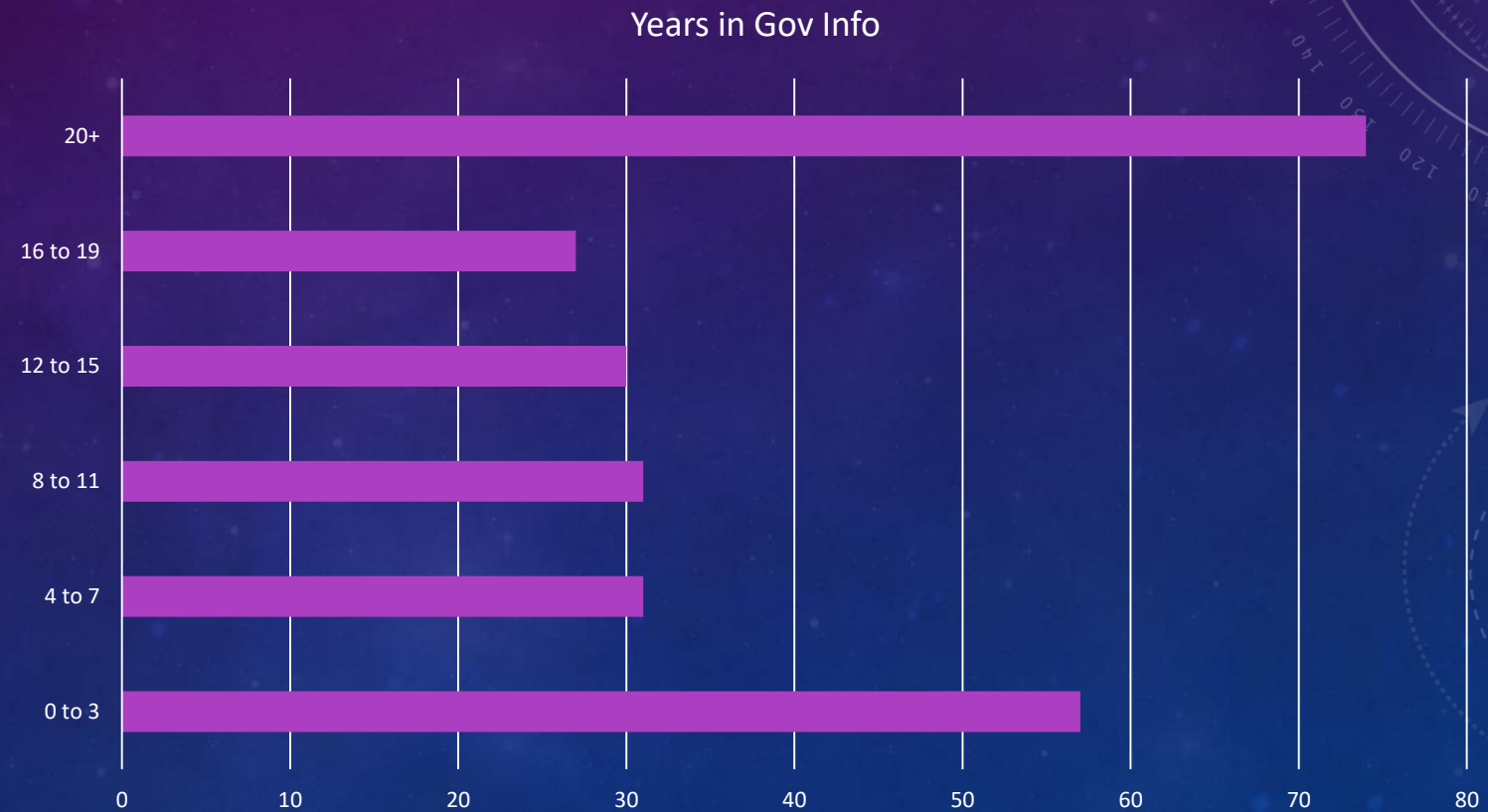
# Q 33 – ARE YOU FULL OR PART TIME?

- 239 full time (96.0%)
- 10 part time (4.0%)



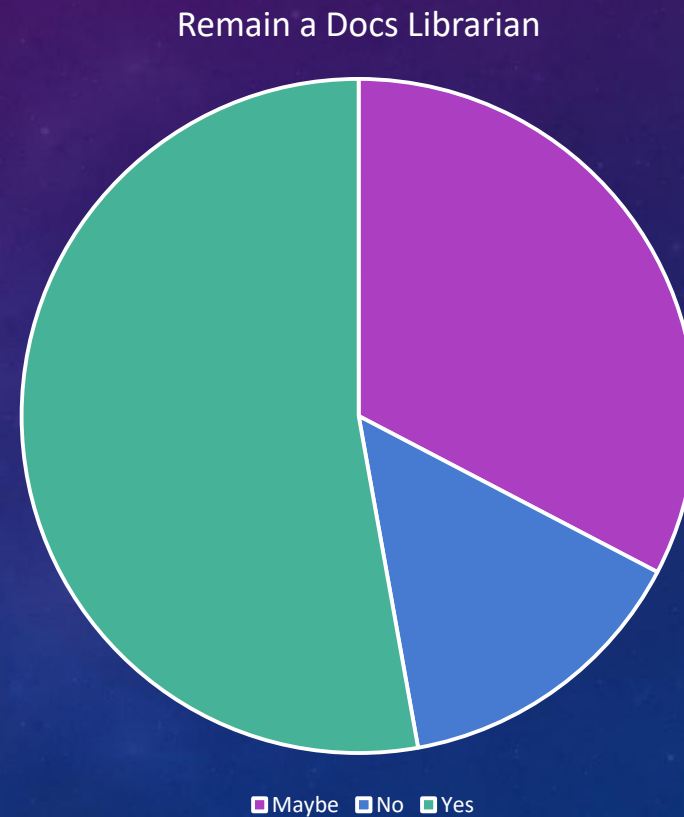
# Q36 – HOW MANY YEARS HAVE YOU BEEN WORKING WITH GOVERNMENT INFORMATION?

- 0-3: 57 (22.8%)
- 4-7: 31 (12.4%)
- 8-11: 31 (12.4%)
- 12-15: 30 (12.0%)
- 16-19: 27 (10.8%)
- 20+: 74 (29.6%)



# Q37: DO YOU FORESEE YOURSELF REMAINING A DOCUMENTS LIBRARIAN FOR THE NEXT 5 YEARS?

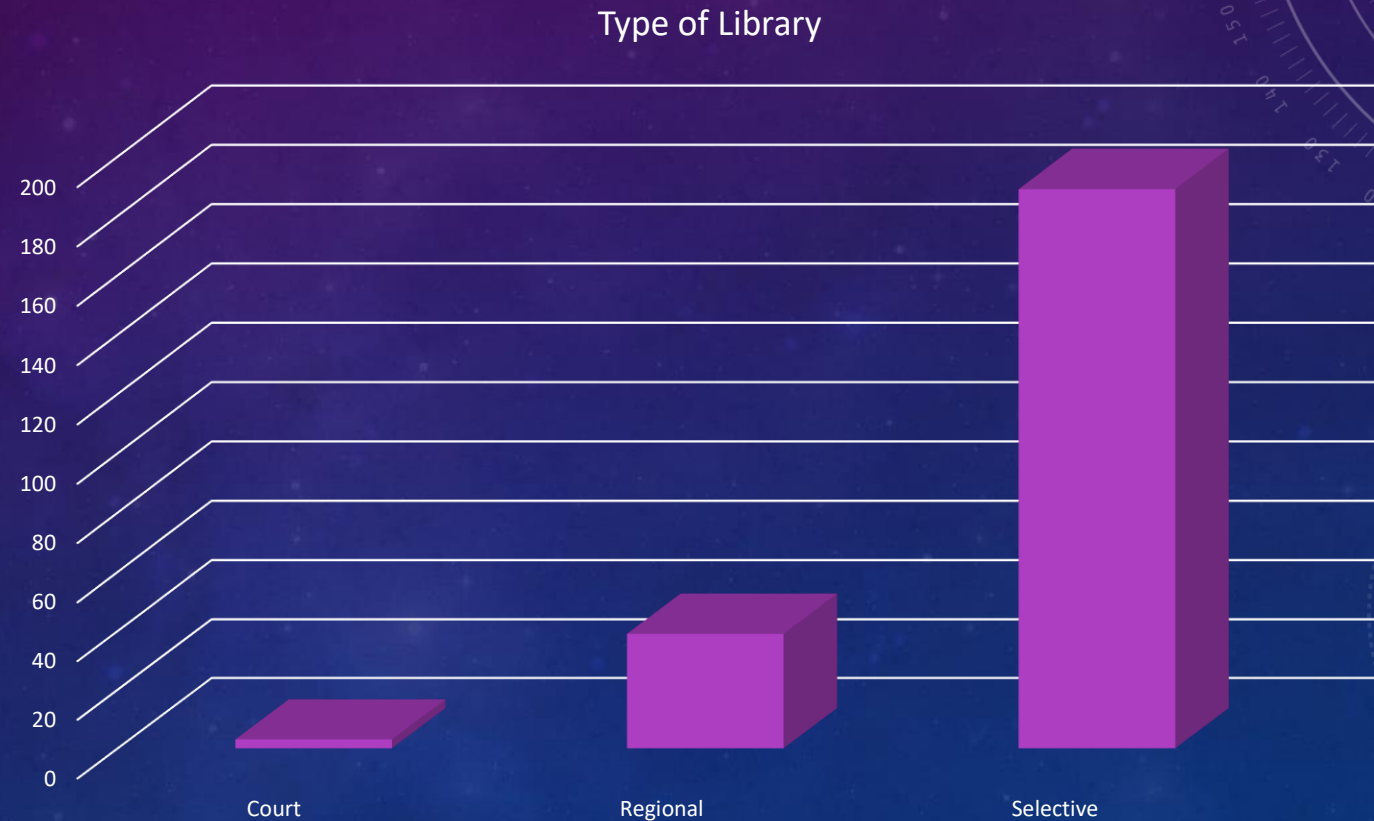
- 81 maybe/unsure (32.7%)
- 36 no (14.5%)
- 131 yes (52.8%)





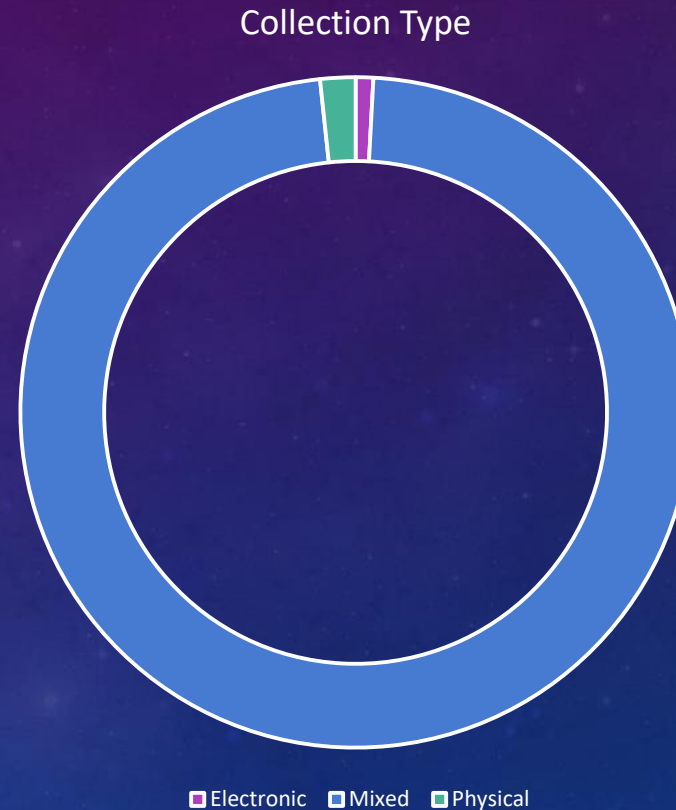
# Q43: IS YOUR LIBRARY A REGIONAL, COURT, OR SELECTIVE DEPOSITORY?

- 3 court (1.3%)
- 39 regional (16.9%)
- 189 selective (81.8%)



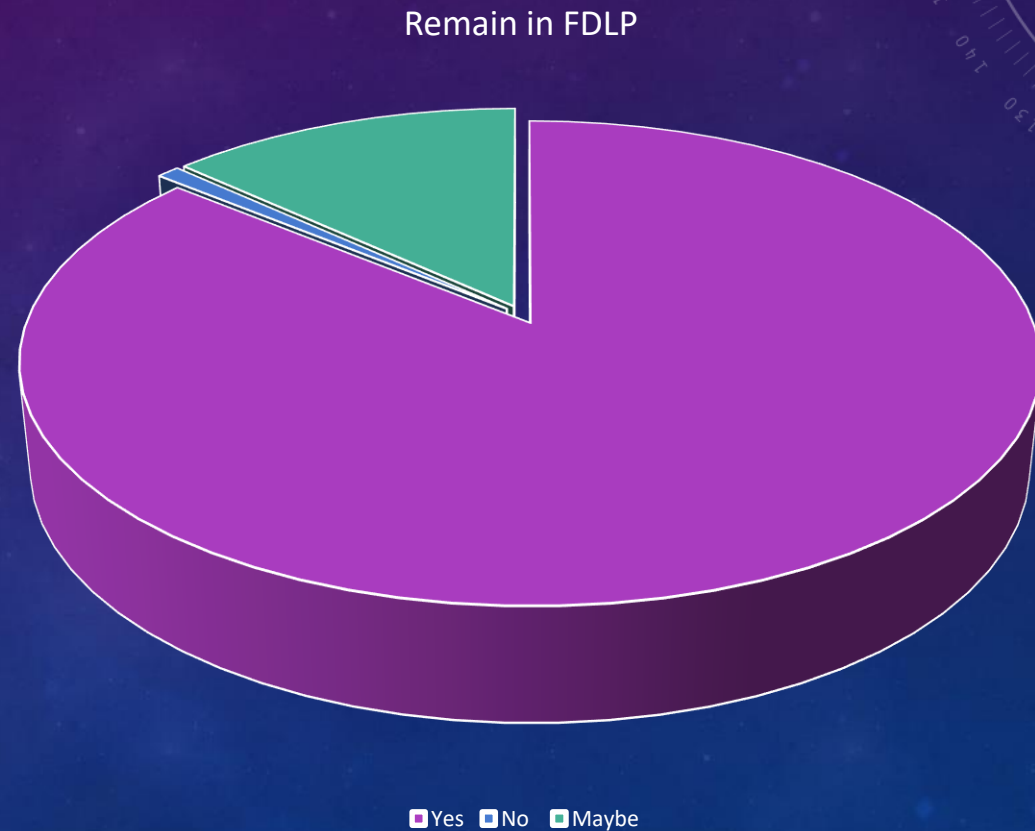
# Q 48 – DO YOU HAVE PHYSICAL, ELECTRONIC, OR MIXED COLLECTION?

- Electronic – 2 (0.8%)
- Mixed – 230 (97.5%)
- Physical – 4 (1.7%)



# Q50: DO YOU FORESEE YOUR LIBRARY REMAINING IN THE FDLP FOR THE NEXT 5 YEARS?

- 31 maybe/don't know (13.2%)
- 2 no – (0.9%)
- 202 yes (86.0%)



One of my favorites...a patron asked for the religious make-up of Ethiopia and Eritrea. Eritrea was a relatively new country at that time. I checked several commercial reference books, but the one that had the answer was the CIA World Factbook. Another one: Back in 2011, a masters student in Sweden contacted our library (because of a US government series we had digitized) to ask "for data on US crude oil imports Iran for the period 1965-1974." This person said they had contacted several different U.S. federal agencies, including the Census Bureau and the Energy Information Administration. I managed to find the information in volumes of the Statistical Abstract. Back then, the only free electronic resource for Stat Ab was PDF volumes from the Census Bureau. Via email, I walked the patron through how to get the tables they were interested in. The Swedish patron sent a very nice thank-you email. But the topper was that they sent me a bouquet of flowers a couple of weeks later as a thank-you!



# DISCUSSION

- SURVEY DIFFICULTIES [Either Qualtrics or PI errors]
  - Question 6 should have been mandatory; this skewed results, specifically in:
    - Questions 12 and 30
  - Question 34 should have been yes/no, but somehow we managed to do it as a scale of 5 choices from “probably yes to definitely not” therefore the data does not tell us much. While 34.9% said definitely not and 36.9% said definitely yes, 11.2% said “might or might not”, 8% probably not, and 8.8% probably yes.
  - Question 44 asked what type of library, left out Public (unintentionally), and used Other. We are guessing that the 59 "other" are likely public libraries, but we do not know for sure

# Q34 – ARE YOU A SUPERVISOR WITH REGARD TO GOVERNMENT INFORMATION PERSONNEL?

- We botched this question. It should have been yes/no, but somehow we managed to do it as a scale of 5 choices from “probably yes to definitely not” therefore the data does not tell us much. While 34.9% said definitely not and 36.9% said definitely yes, 11.2% said “might or might not”, 8% probably not, and 8.8% probably yes.

<b>Definitely not</b>	<b>99</b>
Definitely yes	97
Might or might not	29
Probably not	21
Probably yes	23

# Q44: TYPE OF LIBRARY

- Academic – 157 (67.1%)
- Court – 4 (1.7%)
- Law – 14 (6.0%)
- Other – 59 (25.2%)
- This is another question we discovered an error with too late. Public should have been an option, and we are guessing most if not all of the 59 “other” are public, but sadly, we do not know for sure.

	Total
Academic	168
Court	4
Law	16
Other	63

# QUESTIONS





# CONTACT US

Dominique Hallett  
STEM and Government Documents  
Librarian  
Dean B. Ellis Library  
PO Box 2040 | St University, AR 72467  
870-972-2962  
[dhallett@astate.edu](mailto:dhallett@astate.edu)

Kenya Flash  
Librarian for Political Science, Global Affairs and  
Government Information  
Center for Science and Social Science Information  
219 Prospect Street | New Haven, CT 06511  
203-432-3309  
[kenya.flash@yale.edu](mailto:kenya.flash@yale.edu)