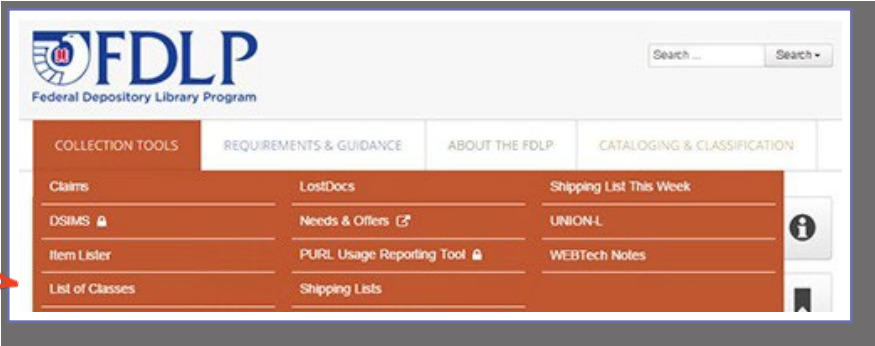



# List of Classes

Find it here on FDLP.gov



The **List of Classes** lists everything depository libraries can select. The list is in SuDoc classification order and contains the SuDoc stem, title, format(s) when known, and the item number needed to select the content.



AGRICULTURE DEPARTMENT	
A 1.1:	Performance and Accountability Report (Annual) (EL) (0006)
A 1.1/3:	Semiannual Report, Office of Inspector General (Semiannual) (EL) (0006-G)
A 1.1/6:	USDA Office of Inspector General Annual Business Plan (EL) (0006-J)
A 1.1/8-2:	Budget Summary and Annual Performance Plan (Annual) (EL) (0006-J-04)

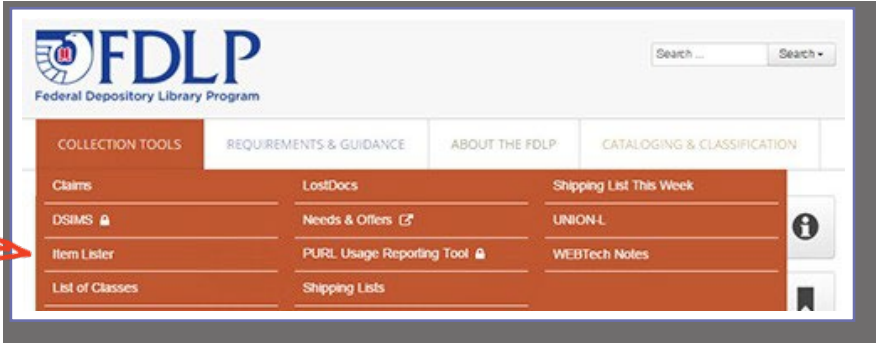
This publication is now only available [online](#). The Modified List of Classes may be [downloaded](#) and viewed as a XLSX file. There are additional columns available, including: Sort by SuDoc, Agency, and Sub-Agency. The file is updated twice a month.

	A	B	C	D	E	F	G	H	I
1	SuDoc	Sort by SuDoc	Agency	Sub-Agency	Title	Geog?	Freq?	Format(s)	Item Number
2	A 1.1:	A00010001	AGRICULTURE DEPARTMENT		Performance and Accountability Report		Annual	EL	0006
3	A 1.1/3:	A000100010003	AGRICULTURE DEPARTMENT		Semiannual Report, Office of Inspector General		Semiannual	EL	0006-G
4	A 1.1/6:	A000100010006	AGRICULTURE DEPARTMENT		USDA Office of Inspector General Annual Business Plan		Annual	EL	0006-J
5	A 1.1/8-2:	A0001000100080	AGRICULTURE DEPARTMENT		Budget Summary and Annual Performance Plan		Annual	EL	0006-J-04
6	A 1.1/9:	A000100010009	AGRICULTURE DEPARTMENT		Annual Report of the Judicial Officer		Annual	EL	0006-J-03
7	A 1.1/10:	A000100010010	AGRICULTURE DEPARTMENT		Office of Inspector General Strategic Plan		Triennial	EL	0006-J-05
8	A 1.1/11:	A000100010011	AGRICULTURE DEPARTMENT		Summary of Performance and Financial Information		Annual	EL	0006-J-06

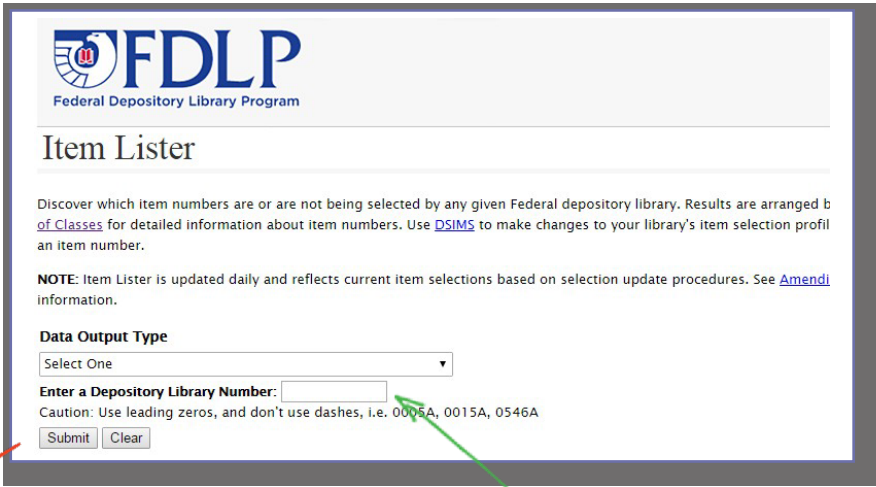
Read more about the [List of Classes](#) in the FDLP.gov Instruction article.

# Item Lister

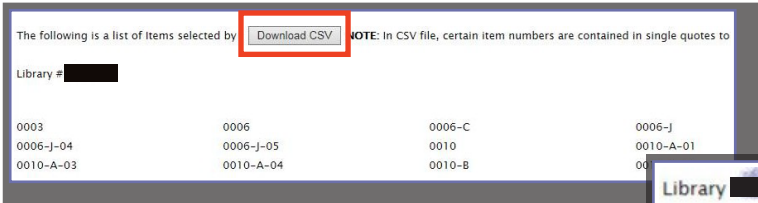
Find it here on FDLP.gov



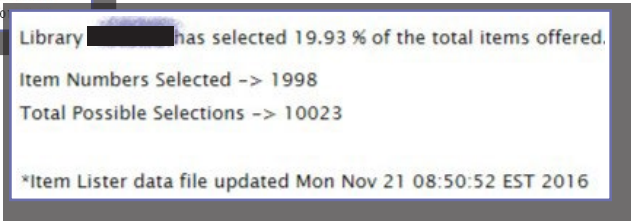
Use **Item Lister** to view the list of item numbers a depository library currently selects, doesn't select, or both. The list can be exported into a **CSV file**.



Enter the depository library number.



Towards the bottom of the list, see selection profile statistics for the library.

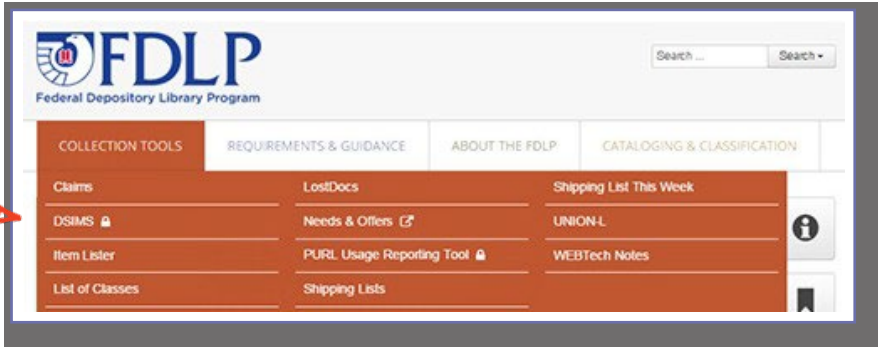


Read more about [Item Lister](#) in the FDLP.gov Instruction article.

More information about managing your item selection profile can be found at [Amending Your Library's Selection Profile](#).

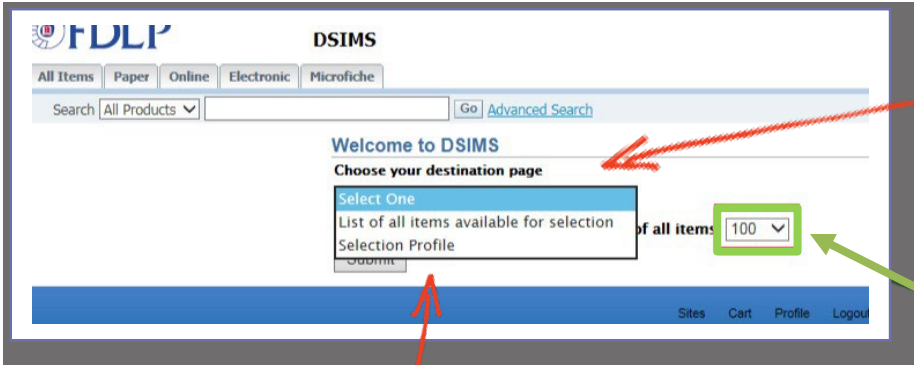
# Depository Selection Information Management System (DSIMS)

Find it here on FDLP.gov



Use **DSIMS** to make changes to your selection profile.

Log into the (DSIMS) using your FDL number and [password](#).



To add item numbers to your selection profile, select “List of all items available for selection.”

Note—you can change the quantity of item numbers that displays by changing the number in the drop down box.

To view your item selection profile and to remove item numbers from your selection profile, select, “Selection Profile.”

More information about managing your item selection profile can be found at [Amending Your Library’s Selection Profile](#).

## List of All Items Available for Selection

- Add Item Number

Tabs at the top left of the screen break out item numbers available for selection by format. You can also search for item numbers in the search box.

To see what tangible format item numbers will become effective on October 1, click on “**Cart**” in the upper right side.

FDLP DSIMS

Search [All Products] [ ] Go Advanced Search

Quick Links  
Selection Profile  
List of Classes (PDF)  
List of Classes Data Files  
DSIMS Tutorial

Items available for selection in all formats

Select	Item Number	SuDoc Stem	Stem Title	Geography	Format
<input checked="" type="checkbox"/>	0001	A 1.47:	Agricultural Statistics		P
<input type="checkbox"/>	0001-A	A 1.47/2:	Agricultural Statistics		CD
<input type="checkbox"/>	0001-A-01	A 1.47:	Agricultural Statistics		EL
<input type="checkbox"/>	0002	A 1.58/A:	Agriculture Decisions		EL
<input type="checkbox"/>	0002-A	A 1.58/3:	Summary of Decisions		EL
<input type="checkbox"/>	0003	A 1.76:	Agriculture Handbooks (series)		P/EL
<input type="checkbox"/>	0004-A	A 1.75/4:	Index to USDA Agriculture Information Bulletins		EL

Previous 1 - 100 Next 100

Add to Profile

Sites **Cart** Profile Logo

To view your current selection profile, click on “**Selection Profile.**”

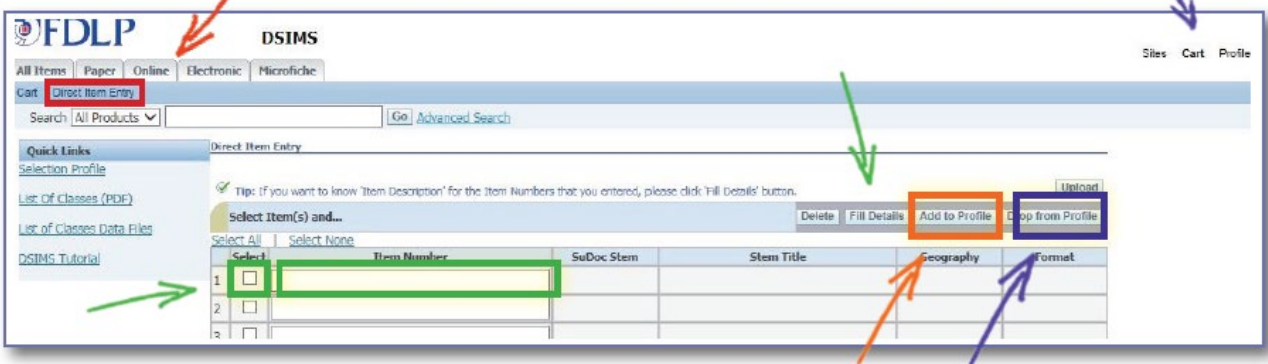
To **add item numbers** to your selection profile, check the **box** next to it and click “**Add to Profile.**” EL item numbers (digital or online content) become effective in your selection profile immediately.

More information about managing your item selection profile can be found at [Amending Your Library’s Selection Profile.](#)

## List of All Items Available for Selection

- Direct Item Entry (Add or Drop)

To add or drop item numbers to your selection profile quickly, click **Cart** at the top of the page and then **Direct Item Entry**.



Type in the **Item Number** and check the **box** next to it. Click “**Fill Details**” if you want to confirm the details of the item number(s). When done, click “**Add to Profile**” or “**Drop from Profile**.”

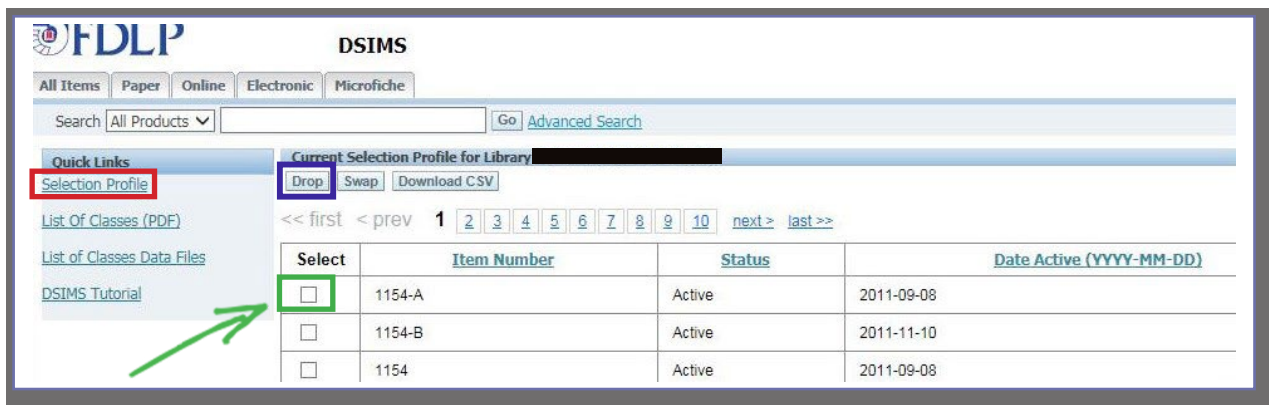
If you want to use a spreadsheet to upload up to 100 item numbers at a time, click **Upload**. The item numbers must have leading zeros and a period at the end. The column header should read **INV\_NUM**. A template is available.

	A	B
1	INV_NUM	
2	0002-A.	
3	0011-B.	
4	0013-A.	
5	0021-T-02.	

More information about managing your item selection profile can be found at [Amending Your Library's Selection Profile](#).

## List of All Items Available for Selection

- Drop Item Number



The screenshot shows the FDLP DSIMS interface. At the top, there are tabs for 'All Items', 'Paper', 'Online', 'Electronic', and 'Microfiche'. Below these is a search bar with 'All Products' selected and a 'Go' button. A 'Quick Links' sidebar on the left contains 'Selection Profile' (highlighted in red), 'List Of Classes (PDF)', 'List of Classes Data Files', and 'DSIMS Tutorial'. The main content area shows the 'Current Selection Profile for Library' with buttons for 'Drop', 'Swap', and 'Download CSV'. Below this is a table of items with columns for 'Select', 'Item Number', 'Status', and 'Date Active (YYYY-MM-DD)'. The first row is highlighted with a green box around the 'Select' checkbox, and a green arrow points to it. The table contains three rows of data.

Select	Item Number	Status	Date Active (YYYY-MM-DD)
<input type="checkbox"/>	1154-A	Active	2011-09-08
<input type="checkbox"/>	1154-B	Active	2011-11-10
<input type="checkbox"/>	1154	Active	2011-09-08

To **drop item numbers** from your **Selection Profile**, when viewing your selection profile, check the **box** next to the item number and click “**Drop**.”

The list of item numbers can be sorted by Item Number.

Read more about [DSIMS](#) in the FDLP.gov Instruction article.

More information about managing your item selection profile can be found at [Amending Your Library’s Selection Profile](#).