

# FDLP Forecast Study Data Report

## Library Forecast Question 19

---



REVISED MAY 30, 2013

Question 19 of the Library Forecast Questionnaire asked depository libraries: “Would you participate in GPO-facilitated virtual meetings or seminars on topics of interest to the FDLP community?” This report documents the data gathered from this question. Please note: totals may not always equal 100% due to rounding.

The data report, [Overall High-Level Quantitative Data for Library Forecast Questionnaires](#), is available for viewing.

The results are presented by:

- Library Type
  - Academic General
  - Academic, Community College
  - Academic, Law Library
  - Federal Agency Library
  - Federal Court Library
  - Highest State Court Library
  - Public Library
  - Service Academy
  - Special Library
  - State Library
- Library Size
  - Large = > 1,000,000 volumes
  - Medium = 250,000 – 1,000,000 volumes
  - Small = < 250,000 volumes
- Depository Type
  - Regional
  - Selective
- Cross-tabulated by Library Size and Depository Type
- Cross-tabulated by Library Type and Depository Type

### PRESENTATION OF QUANTITATIVE RESULTS

Question 19 asked, “Would you participate in GPO-facilitated virtual meetings or seminars on topics of interest to the FDLP community?” The response options were:

- 1) no
- 2) yes (Please tell us what topics would be most helpful to you.)

Of the 802 respondents to Library Forecast Question 19, 691 (86%) responded “yes,” while 111 (14%) responded “no.”

**Figure 1: Overall Yes/No Response Rate**

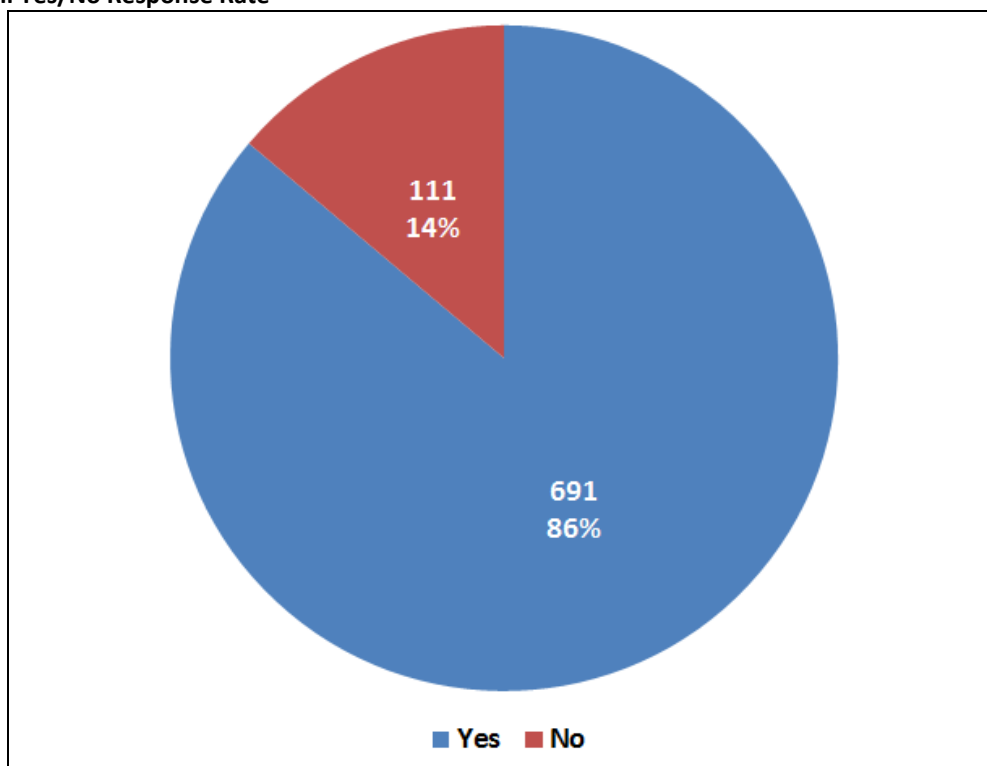


Figure 2 illustrates response rates by library type for all 802 respondents.

Service Academies had the highest “yes” response rate (100%), followed by Academic General Libraries (90%).

Figure 2: Yes/No Response Rate by Library Type

Library Type	Yes		No		Total Freq	Total %
	Freq	%	Freq	%		
Academic General	399	90%	46	10%	445	100%
Academic, Community College	25	74%	9	26%	34	100%
Academic, Law Library	95	87%	14	13%	109	100%
Federal Agency Library	13	72%	5	28%	18	100%
Federal Court Library	4	67%	2	33%	6	100%
Highest State Court Library	21	81%	5	19%	26	100%
Public Library	93	80%	23	20%	116	100%
Service Academy	2	100%	0	0%	2	100%
Special Library	5	63%	3	38%	8	100%
State Library	34	89%	4	11%	38	100%
<b>Grand Total</b>	<b>691</b>	<b>86%</b>	<b>111</b>	<b>14%</b>	<b>802</b>	<b>100%</b>

Figure 3 illustrates “yes” responses by library type for all 802 respondents.

Academic General Libraries had the highest number of “yes” responses, with 399, followed by Academic, Law Libraries with 95 and Public Libraries with 93.

Figure 3: Yes Responses by Library Type

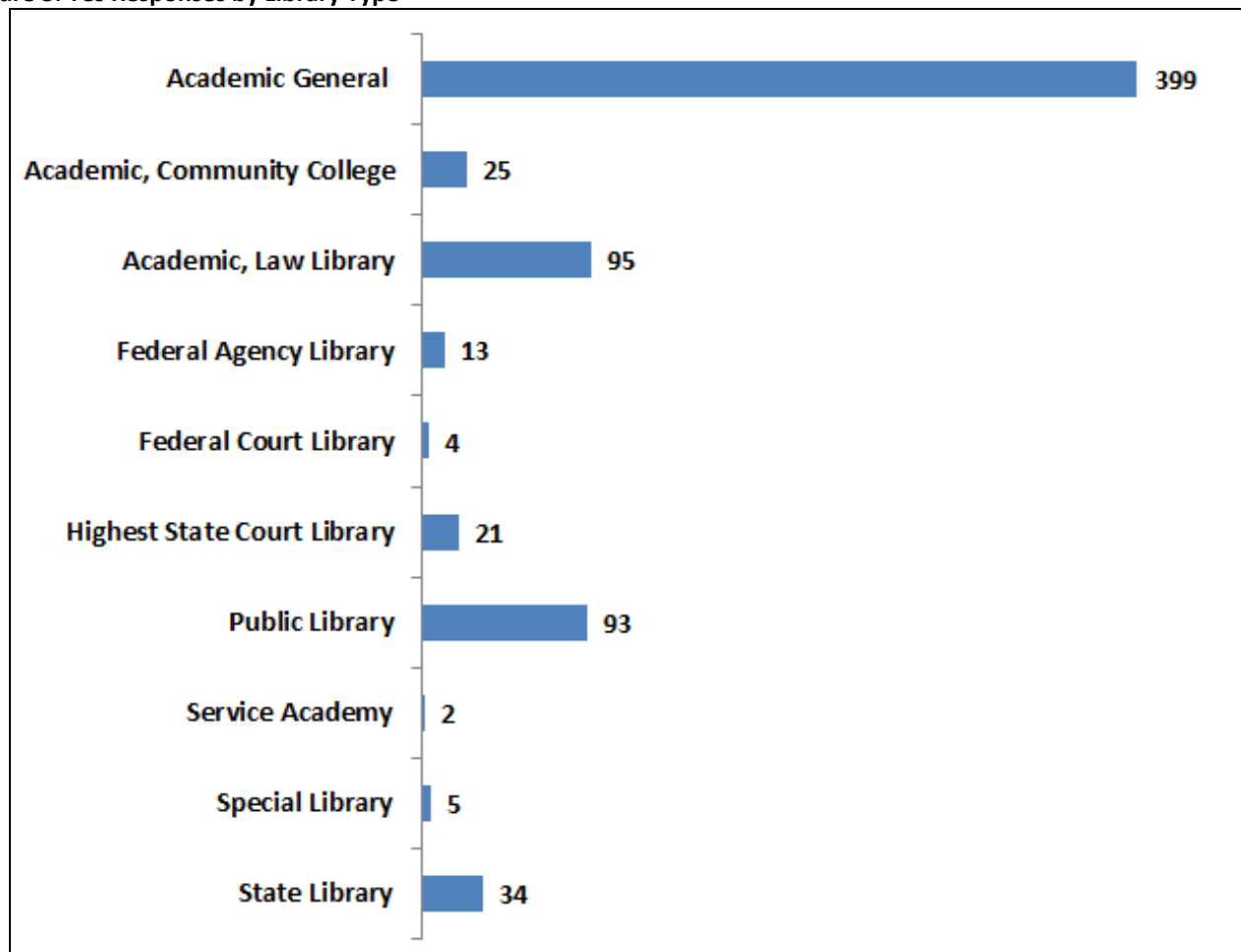


Figure 4 illustrates response rates by library size for all 802 respondents.

Large Libraries had the highest “yes” response rate (91%), with 258 of the 283 total Large Libraries in the FDLP.

Figure 4: Yes/No Response Rate by Library Size

Library Size	Yes		No		Total Freq	Total %
	Freq	%	Freq	%		
Large	258	91%	25	9%	283	100%
Medium	288	86%	48	14%	336	100%
Small	145	79%	38	21%	183	100%
Grand Total	691	86%	111	14%	802	100%

Figure 5 illustrates “yes” responses by library size for all 802 respondents.

Medium Libraries had the highest number of total “yes” responses (288 out of 691 responses).

Figure 5: Yes Responses by Library Size

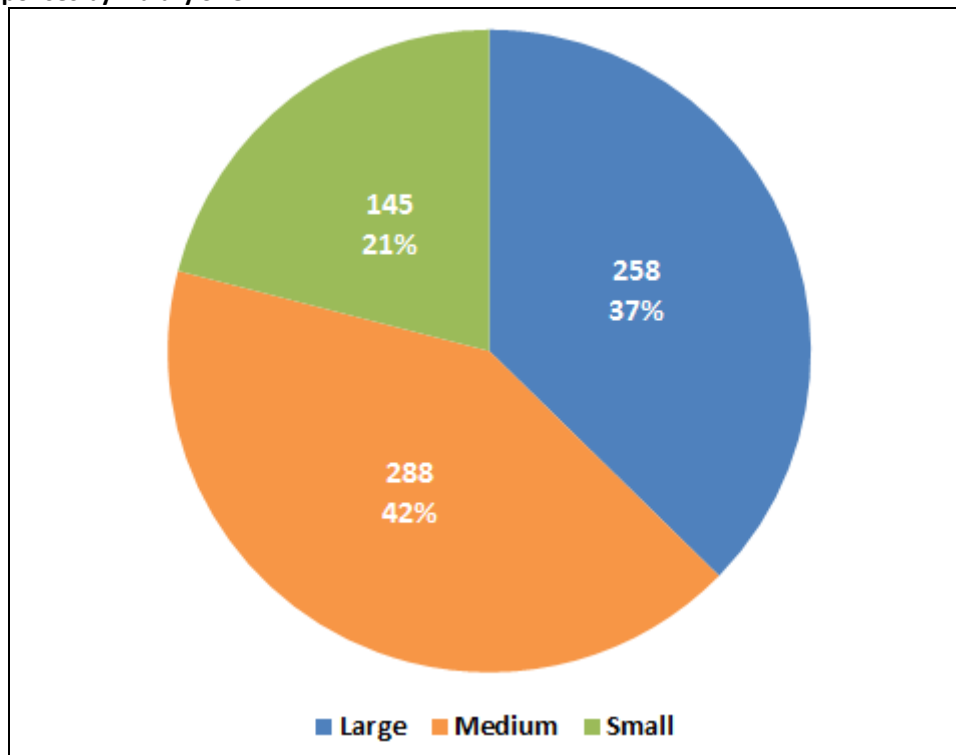


Figure 6 illustrates response rates by depository type for all 802 respondents.

Regional Libraries had a higher “yes” response rate (98%) than Selective Libraries (86%).

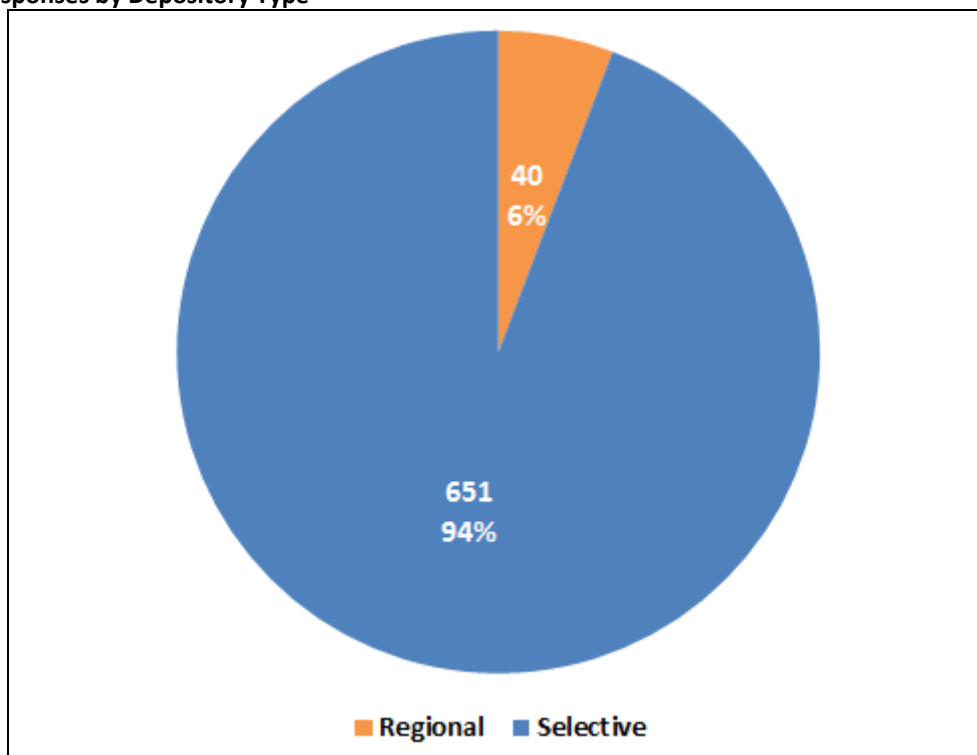
Figure 6: Yes/No Response Rate by Depository Type

Depository Type	Yes		No		Total Freq	Total %
	Freq	%	Freq	%		
Regional	40	98%	1	2%	41	100%
Selective	651	86%	110	14%	761	100%
Grand Total	691	86%	111	14%	802	100%

Figure 7 illustrates “yes” responses by depository type for all 802 respondents.

Selective Libraries had a higher number of total “yes” responses (651 of 691 responses).

Figure 7: Yes Responses by Depository Type



Figures 8, 9, and 10 illustrate response rates and “yes” responses cross-tabulated by depository type and library size for all 802 respondents.

39 of 40 Large Regional Libraries responded “yes” to Question 19. In addition, the one Medium Regional Library also responded “yes.”

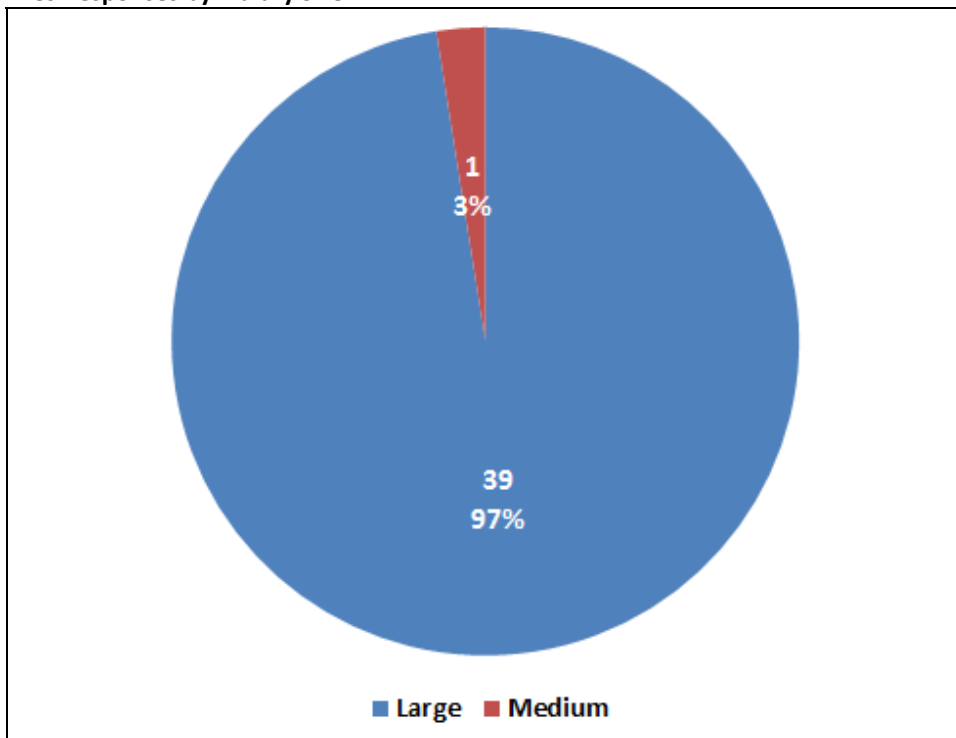
219 of 243 Large Selective Libraries responded “yes,” 287 of 335 Medium Selective Libraries responded “yes,” and 145 of 183 Small Selective Libraries responded “yes.”

**Figure 8: Yes/No Response Rate by Depository Type and Library Size**

Depository Type	Library Size	Yes		No		Total Freq	Total %
		Freq	%	Freq	%		
Regional	Large	39	98%	1	3%	40	100%
	Medium	1	100%	0	0%	1	100%
<b>Regional Total</b>		<b>40</b>	<b>98%</b>	<b>1</b>	<b>2%</b>	<b>41</b>	<b>100%</b>
Selective	Large	219	90%	24	10%	243	100%
	Medium	287	86%	48	14%	335	100%
	Small	145	79%	38	21%	183	100%
<b>Selective Total</b>		<b>651</b>	<b>86%</b>	<b>110</b>	<b>14%</b>	<b>761</b>	<b>100%</b>
<b>Grand Total</b>		<b>691</b>	<b>86%</b>	<b>111</b>	<b>14%</b>	<b>802</b>	<b>100%</b>

Large Libraries had a higher number of total “yes” responses (39 of 40 responses).

Figure 9: Regional Yes Responses by Library Size



Medium Libraries had the highest number of total “yes” responses (287 of 651 responses).

Figure 10: Selective Yes Responses by Library Size

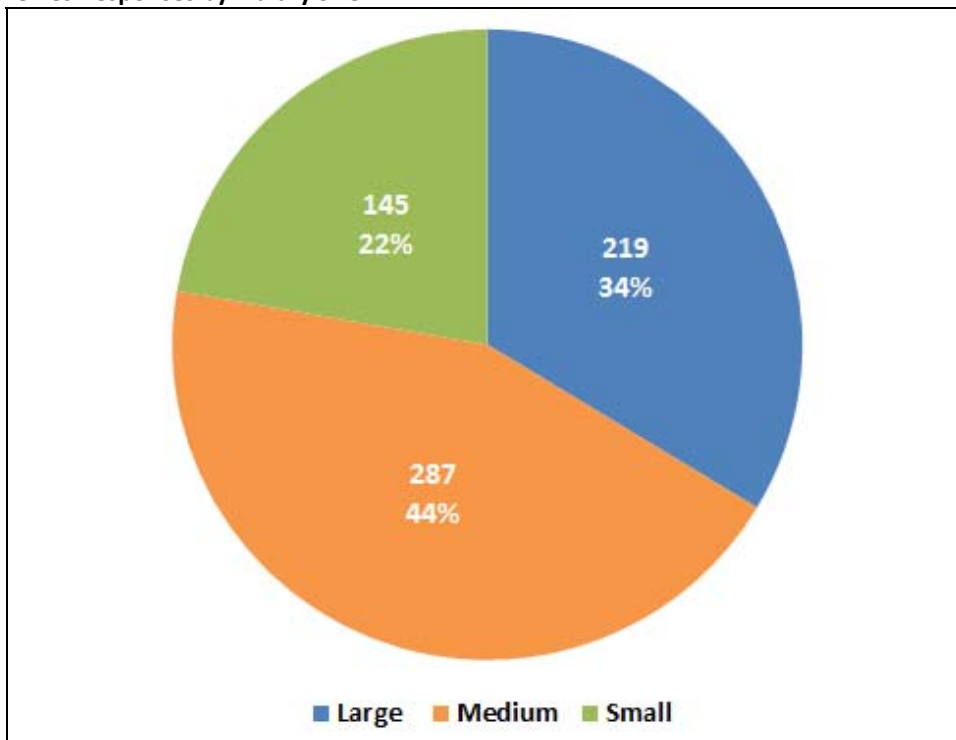




Figure 11 illustrates response rates cross-tabulated by depository type and library type for all 802 respondents.

Of Regional Libraries, both Public Libraries and State Libraries had a “yes” rate of 100%. Of Selective Libraries, Service Academies (100%) and Academic General Libraries (89%) had the highest rate of “yes” responses.

Figure 11: Yes/No Response Rate by Depository Type and Library Type

Depository Type	Library Type	Yes		No		Total Freq	Total %
		Freq	%	Freq	%		
Regional	Academic General	25	96%	1	4%	26	100%
	Public Library	2	100%	0	0%	2	100%
	State Library	13	100%	0	0%	13	100%
<b>Regional Total</b>		<b>40</b>	<b>98%</b>	<b>1</b>	<b>2%</b>	<b>41</b>	<b>100%</b>
Selective	Academic General	374	89%	45	11%	419	100%
	Academic, Community College	25	74%	9	26%	34	100%
	Academic, Law Library	95	87%	14	13%	109	100%
	Federal Agency Library	13	72%	5	28%	18	100%
	Federal Court Library	4	67%	2	33%	6	100%
	Highest State Court Library	21	81%	5	19%	26	100%
	Public Library	91	80%	23	20%	114	100%
	Service Academy	2	100%	0	0%	2	100%
	Special Library	5	63%	3	38%	8	100%
	State Library	21	84%	4	16%	25	100%
	<b>Selective Total</b>		<b>651</b>	<b>86%</b>	<b>110</b>	<b>14%</b>	<b>761</b>
<b>Grand Total</b>		<b>691</b>	<b>86%</b>	<b>111</b>	<b>14%</b>	<b>802</b>	<b>100%</b>

Figures 12 and 13 illustrate number of “yes” responses cross-tabulated by depository type and library type for all 802 respondents.

Among Regional libraries, Academic General Libraries had the highest number of “yes” responses with 25, followed by State Libraries with 13. Among Selective Libraries, Academic General Libraries had the highest number of “yes” responses with 374, followed by Academic, Law Libraries with 95 and Public Libraries with 91.

Figure 12: Regional Yes Responses by Library Type

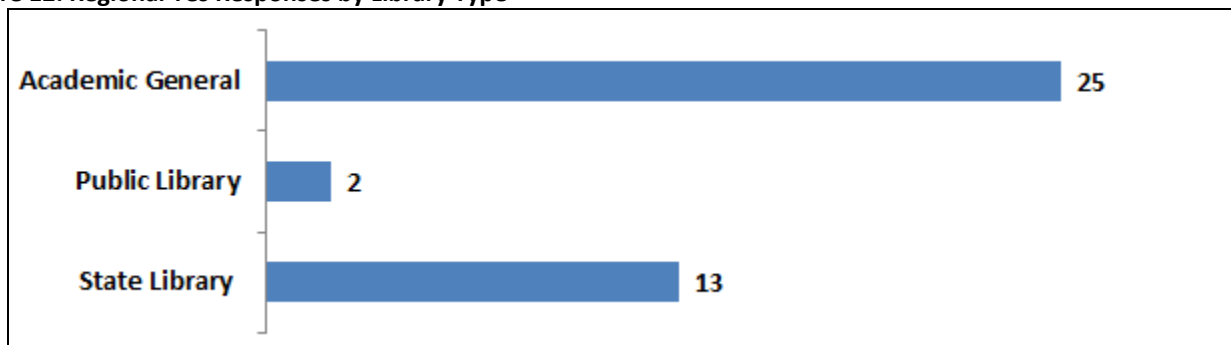
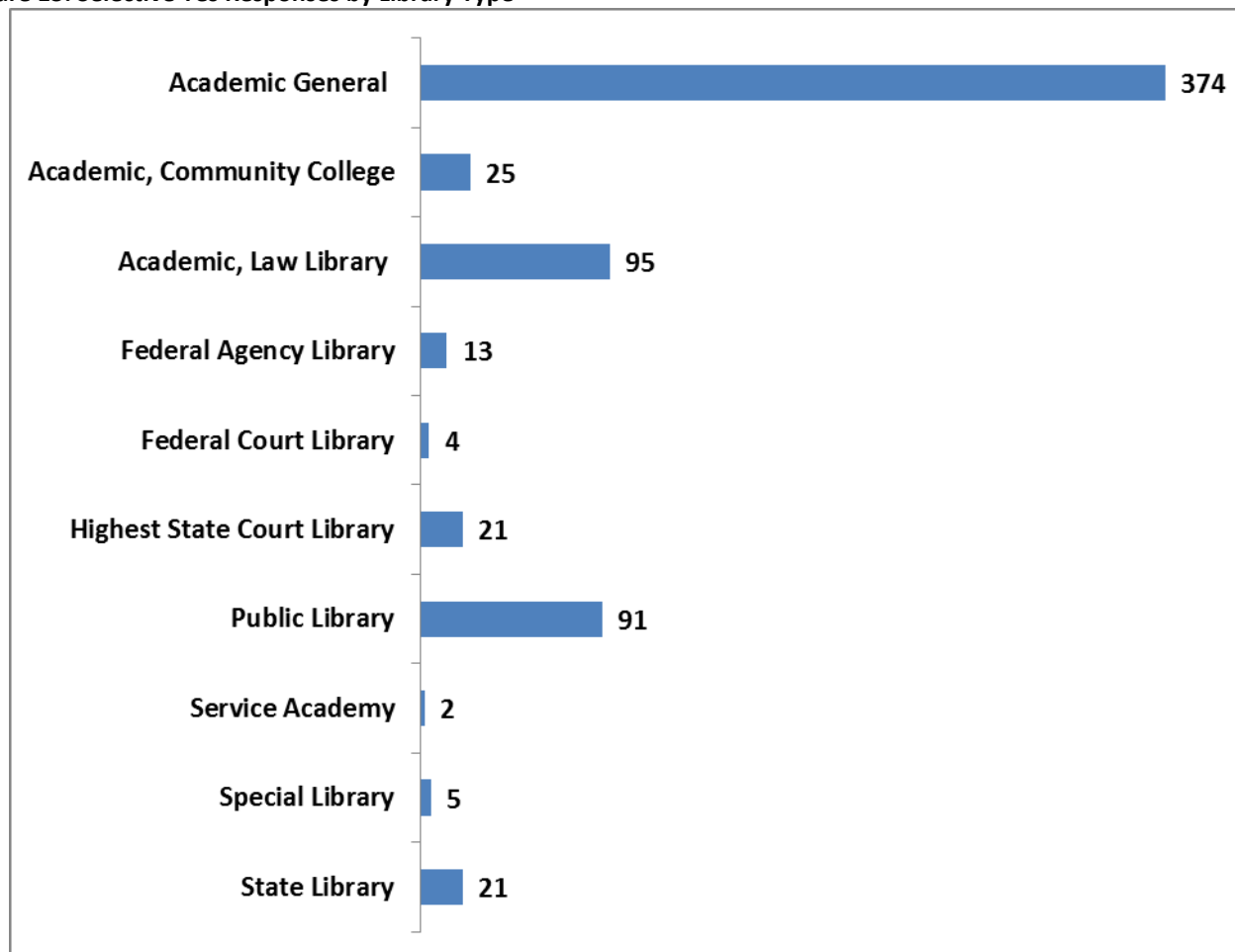


Figure 13: Selective Yes Responses by Library Type



## PRESENTATION OF QUALITATIVE RESULTS

691 libraries indicated that they would participate in GPO-facilitated virtual meetings or seminars on topics of interest to the FDLP community, and were also given the opportunity to elaborate which training topics would be most helpful to them. Respondents were not limited to the number of training topics they could indicate. The following figures depict the results of the qualitative analysis, and the findings of the individual open-ended responses.

Individual open-ended responses totaled 1,087 observations (individual training topics specified). Observations were grouped into five over-arching categories for reporting purposes:

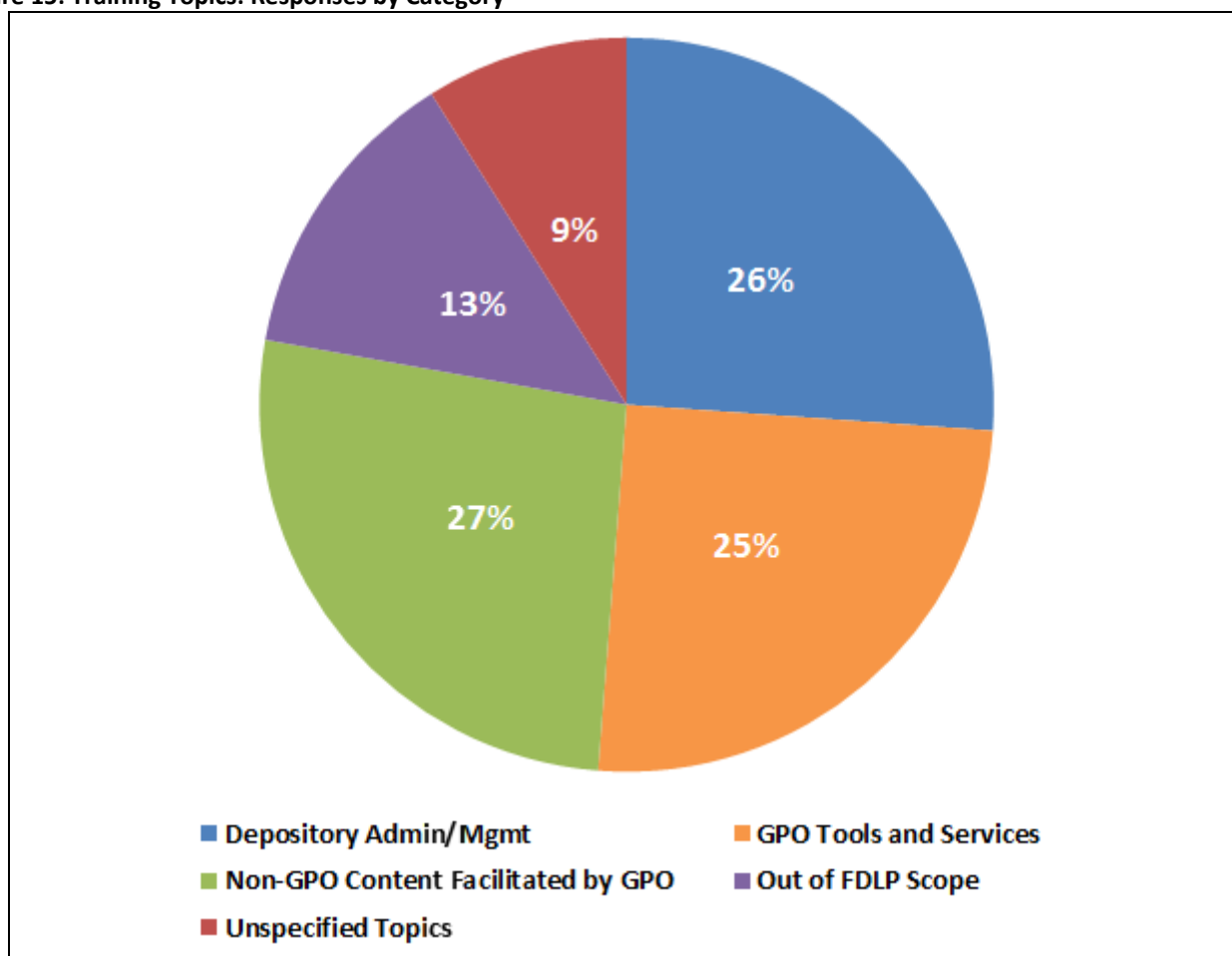
- 1. Depository Administration/Management** refers to training provided by GPO staff on issues that relate directly to administering or managing a depository library. Examples of responses include: depository coordinator training, FDLP policies, collection management and development, and the roles of Regional Libraries.
- 2. GPO Tools and Services** refers to training GPO could provide for tools or services created or maintained by the agency. Examples of responses include: FDsys, DSIMS, PURLs, and GPO's MetaLib.
- 3. Non-GPO Content Facilitated by GPO** is training that GPO staff lack expertise to provide because it is not based on GPO services; however, it could be facilitated and hosted by GPO. Examples of responses include: digital and online Government information products of other agencies, MARCIVE, PACER, and GIO.
- 4. Out of FDLP Scope** is training falling outside the scope of FDLP content, and therefore GPO is unable to provide training. Examples of responses include: general online research, preparing LibGuides, and information on localized community interest and history.
- 5. Unspecified Topics** refers to any response without specific suggested topics for training. Examples of responses include: "unsure," or responses indicating interest in training on "any topic."

Of the total number of observations reported by respondents, 27% reported interest in training on Non-GPO Content Facilitated by GPO, 26% reported interest in training on Depository Administration/Management, 25% reported interest in training on GPO Tools and Services, 13% reported interest in training on content that is Out of FDLP Scope, and 9% did not indicate specific training topics.

**Figure 14: Training Topics: Responses by Category**

	Depository Admin/Mgmt		GPO Tools and Services		Non-GPO Content Facilitated by GPO		Out of FDLP Scope		Unspecified Topics		Total Freq	Total %
	Freq	%	Freq	%	Freq	%	Freq	%	Freq	%		
<b>Total</b>	<b>284</b>	<b>26%</b>	<b>273</b>	<b>25%</b>	<b>289</b>	<b>27%</b>	<b>144</b>	<b>13%</b>	<b>97</b>	<b>9%</b>	<b>1,087</b>	<b>100%</b>

**Figure 15: Training Topics: Responses by Category**



For the purpose of focusing on actions GPO can take to provide and facilitate training, the “Out of FDLP Scope” and “Unspecified Topics” responses have been removed from the following data figures, which has reduced the number of observations to 846.

**Figures 16 and 17 illustrate training topics of interest by library type.**

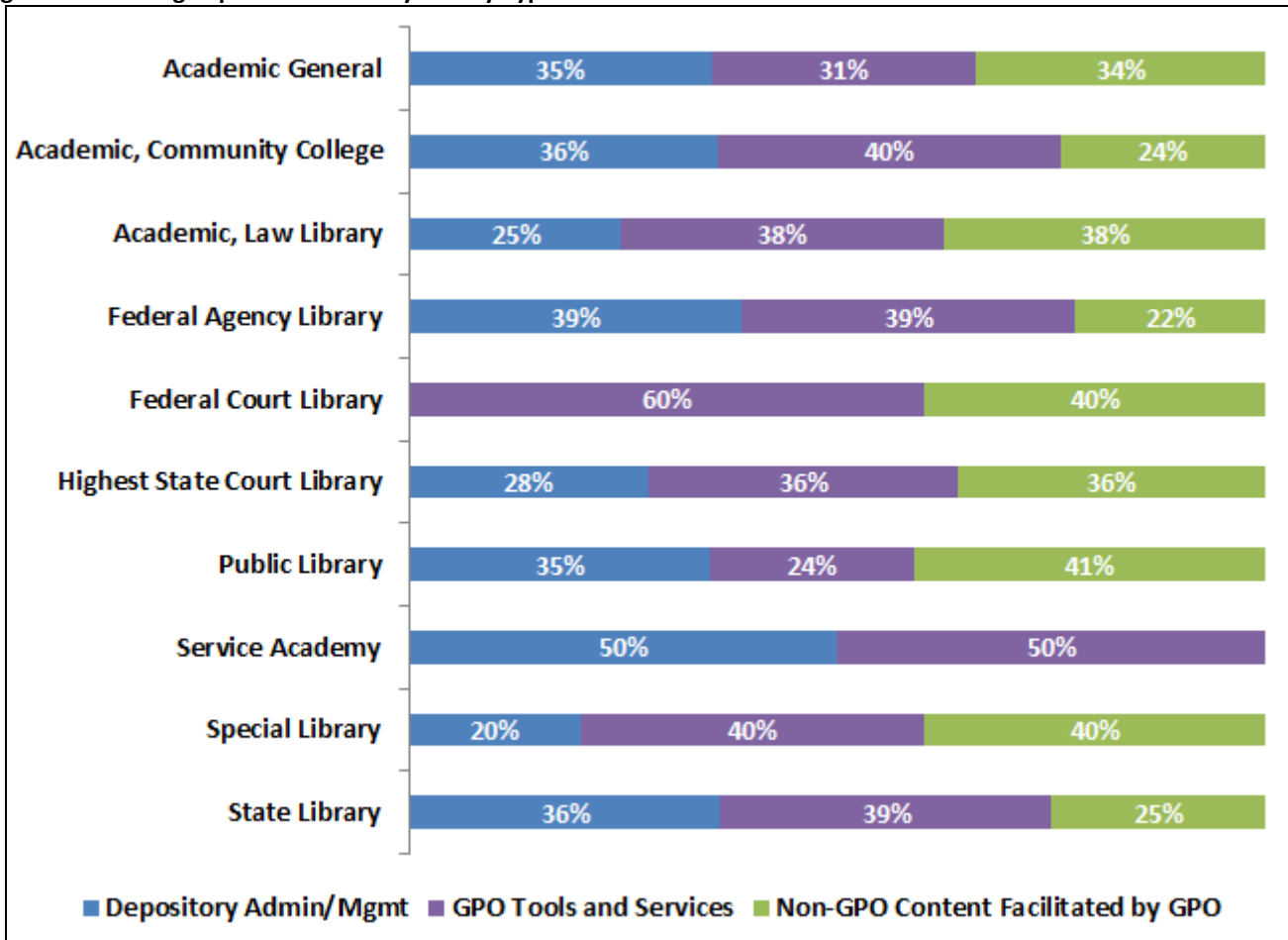
As reflected in the data, results are fairly evenly split across all library types, with no strong preference coming to the surface.

- Responses from Academic General Libraries showed a preference for training on Depository Administration and Management, by a small margin.
- Academic, Community College Libraries; Federal Court Libraries; and State Libraries reported a slight preference for training on GPO Tools and Services.
- The results from Academic, Law Libraries; Highest State Court Libraries; and Special Libraries showed an even split for training topics on GPO Tools and Services and Non-GPO Content Facilitated by GPO.
- Federal Agency Libraries and Service Academies showed an even split for training on Depository Administration and Management and GPO Tools and Services.
- The preference of Public Libraries leaned more strongly toward Non-GPO Content Facilitated by GPO.

**Figure 16: Training Topics of Interest by Library Type**

Library Type	Depository Admin/Mgmt		GPO Tools and Services		Non-GPO Content Facilitated by GPO		Total Freq	Total %
	Freq	%	Freq	%	Freq	%		
Academic General	178	35%	155	31%	170	34%	503	100%
Academic, Community College	9	36%	10	40%	6	24%	25	100%
Academic, Law Library	29	25%	44	38%	44	38%	117	100%
Federal Agency Library	7	39%	7	39%	4	22%	18	100%
Federal Court Library	0	0%	3	60%	2	40%	5	100%
Highest State Court Library	7	28%	9	36%	9	36%	25	100%
Public Library	35	35%	24	24%	41	41%	100	100%
Service Academy	2	50%	2	50%	0	0%	4	100%
Special Library	1	20%	2	40%	2	40%	5	100%
State Library	16	36%	17	39%	11	25%	44	100%
<b>Grand Total</b>	<b>284</b>	<b>34%</b>	<b>273</b>	<b>32%</b>	<b>289</b>	<b>34%</b>	<b>846</b>	<b>100%</b>

Figure 17: Training Topics of Interest by Library Type



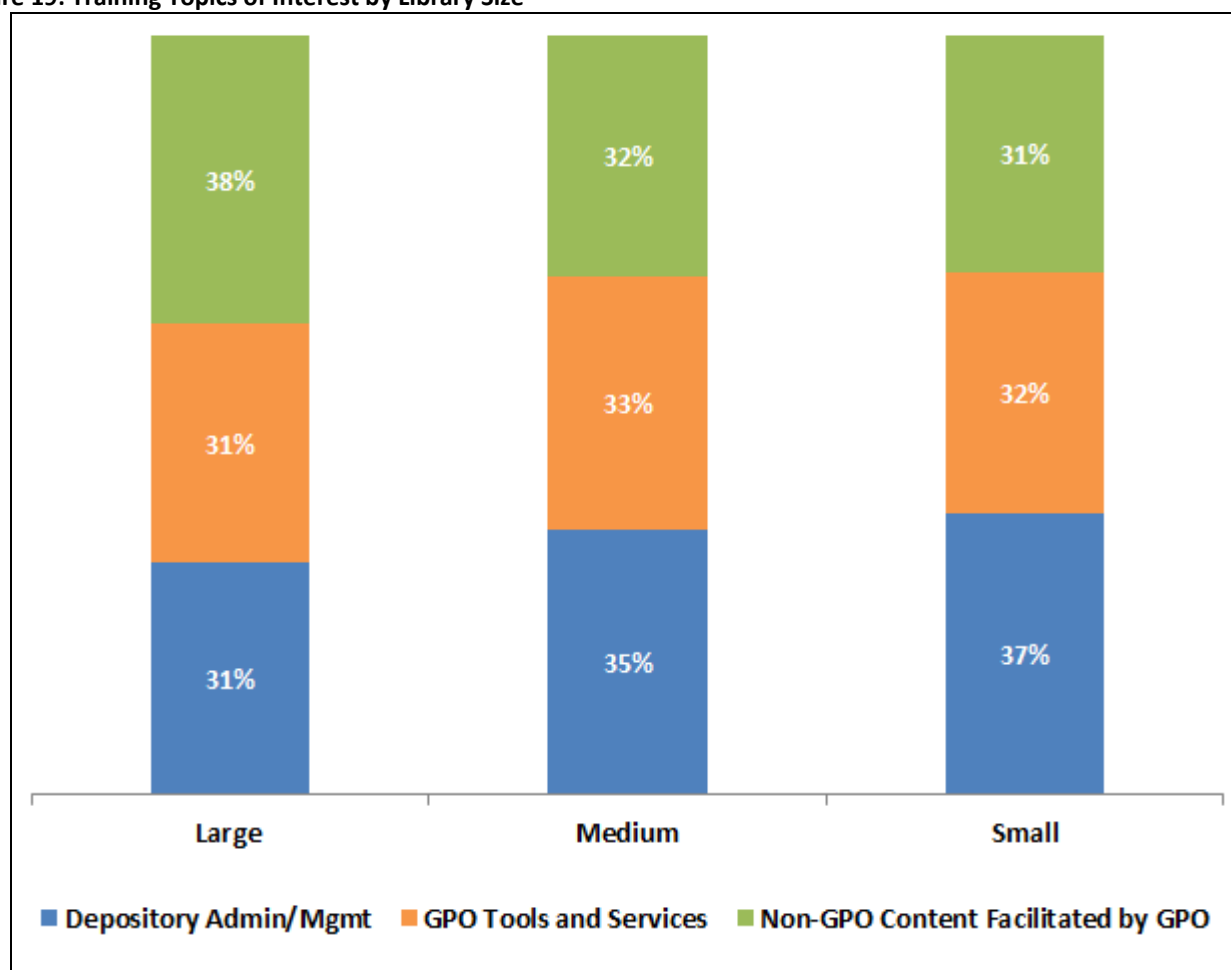
Figures 18 and 19 illustrate training topics of interest by library size.

In examining the results by library size, no strong preference surfaced. Large Libraries reported a slight preference for training on Non-GPO Content Facilitated by GPO, while Medium and Small Libraries reported a slight preference for training on Depository Administration and Management.

Figure 18: Training Topics of Interest by Library Size

Library Size	Depository Admin/Mgmt		GPO Tools and Services		Non-GPO Content Facilitated by GPO		Total Freq	Total %
	Freq	%	Freq	%	Freq	%		
Large	101	31%	104	31%	126	38%	331	100%
Medium	125	35%	119	33%	114	32%	358	100%
Small	58	37%	50	32%	49	31%	157	100%
Grand Total	284	34%	273	32%	289	34%	846	100%

Figure 19: Training Topics of Interest by Library Size



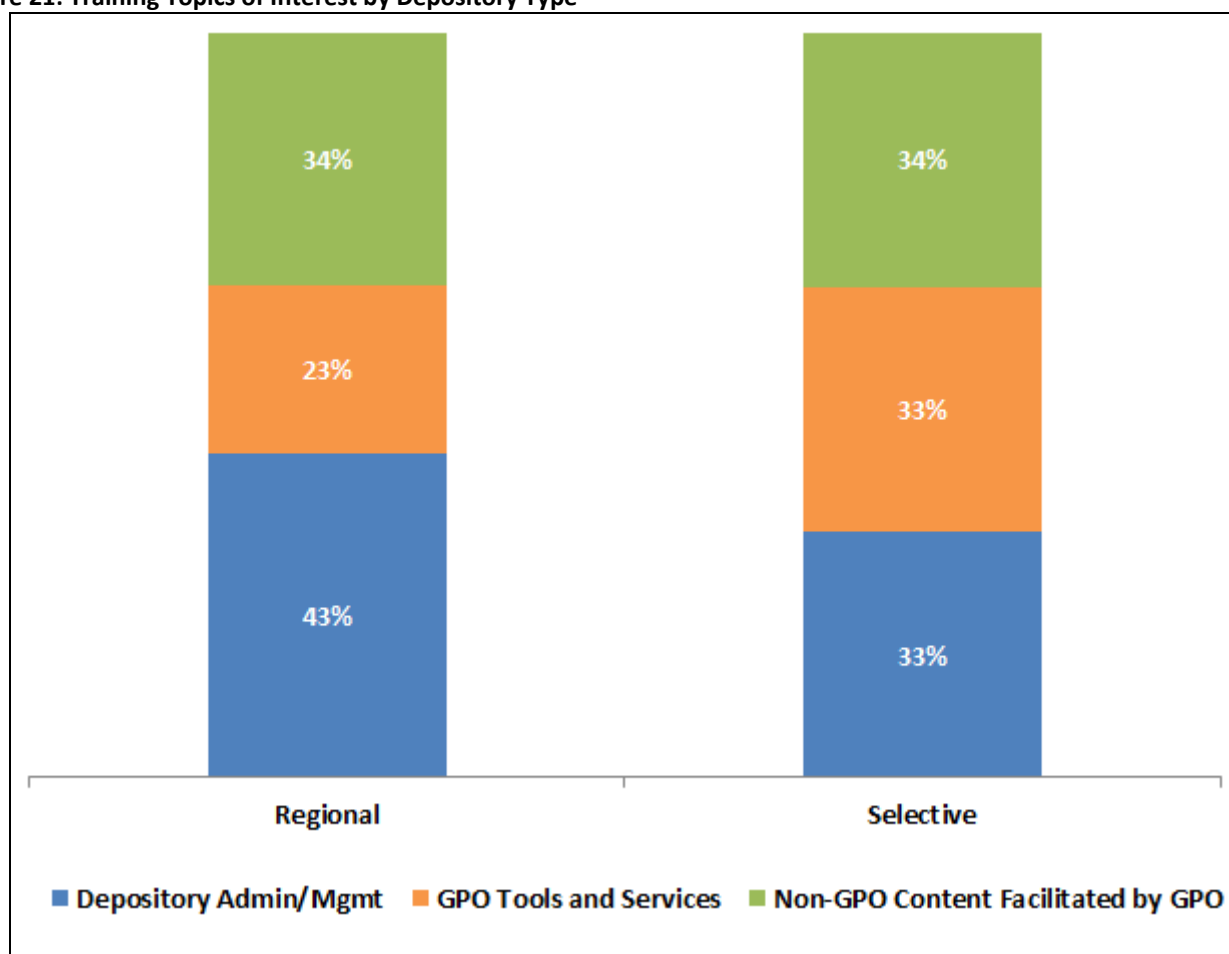
Figures 20 and 21 illustrate training topics of interest by depository type.

The results show that Regional Libraries reported a preference for training on Depository Administration and Management, while Selective Libraries reported a preference for training on Non-GPO Content Facilitated by GPO.

Figure 20: Training Topics of Interest by Depository Type

Depository Type	Depository Admin/Mgmt		GPO Tools and Services		Non-GPO Content Facilitated by GPO		Total Freq	Total %
	Freq	%	Freq	%	Freq	%		
Regional	23	43%	12	23%	18	34%	53	100%
Selective	261	33%	261	33%	271	34%	793	100%
Grand Total	284	34%	273	32%	289	34%	846	100%

Figure 21: Training Topics of Interest by Depository Type





Figures 22, 23, and 24 illustrate training topics of interest cross-tabulated by depository type and library size.

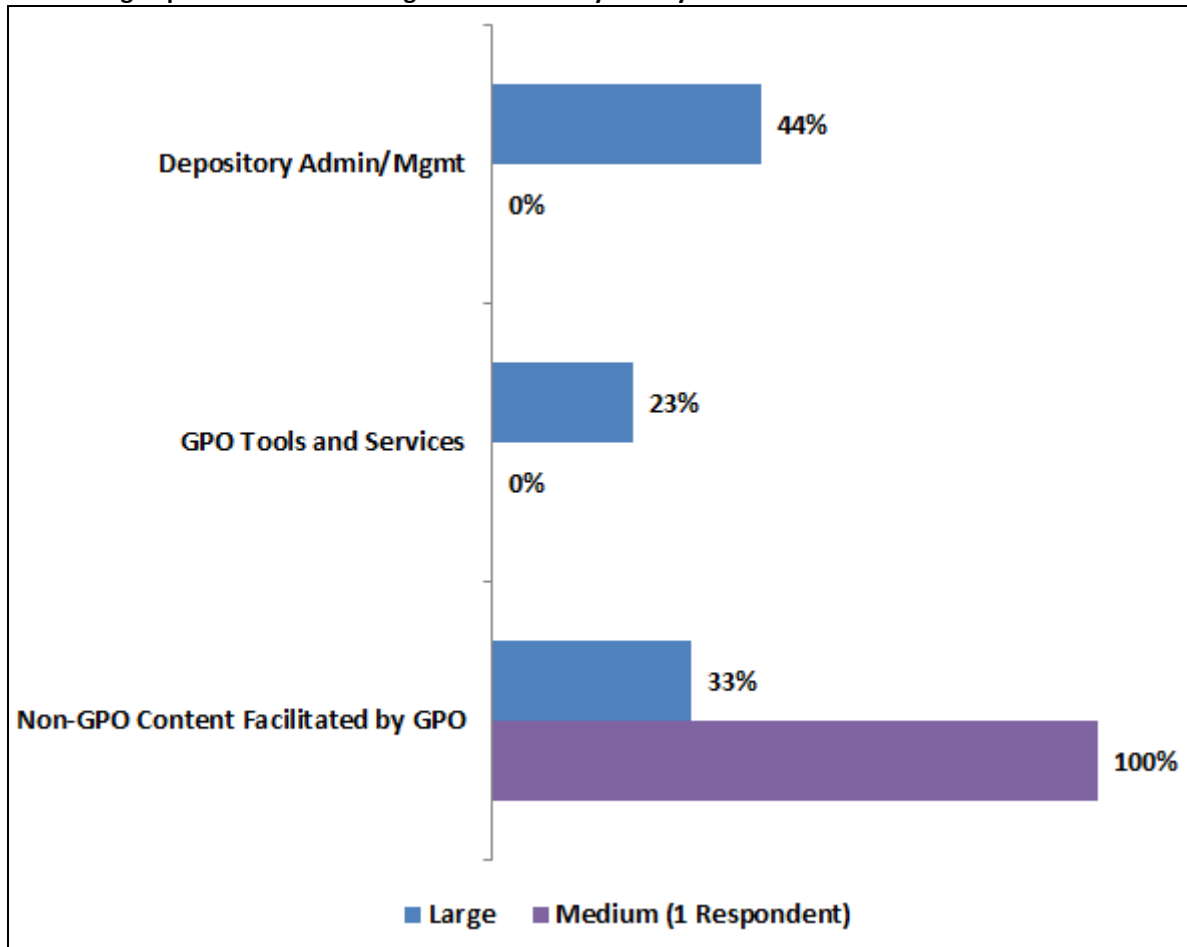
Large Regionals reported a preference for training on Depository Administration and Management, while the one Medium Regional reported a preference for training on Non-GPO Content Facilitated by GPO.

Large Selective Libraries reported a preference for training on Non-GPO Content Facilitated by GPO, while Medium and Small Selective Libraries reported a preference for training on Depository Administration and Management.

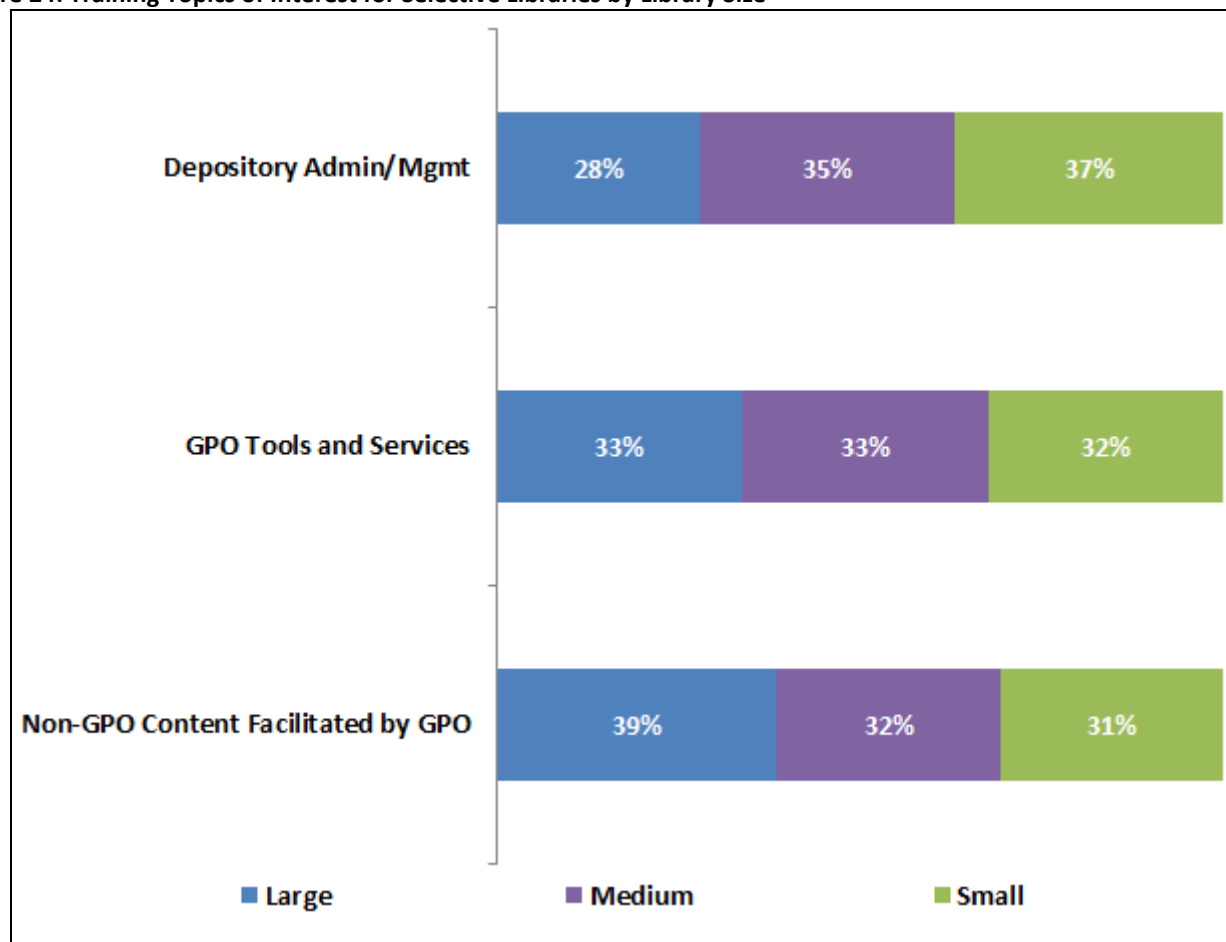
**Figure 22: Training Topics of Interest by Depository Type and Library Size**

Depository Type	Library Size	Depository Admin/Mgmt		GPO Tools and Services		Non-GPO Content Facilitated by GPO		Total Freq	Total %
		Freq	%	Freq	%	Freq	%		
Regional	Large	23	44%	12	23%	17	33%	52	100%
	Medium	0	0%	0	0%	1	100%	1	100%
<b>Regional Total</b>		<b>23</b>	<b>43%</b>	<b>12</b>	<b>23%</b>	<b>18</b>	<b>34%</b>	<b>53</b>	<b>100%</b>
Selective	Large	78	28%	92	33%	109	39%	279	100%
	Medium	125	35%	119	33%	113	32%	357	100%
	Small	58	37%	50	32%	49	31%	157	100%
<b>Selective Total</b>		<b>261</b>	<b>33%</b>	<b>261</b>	<b>33%</b>	<b>271</b>	<b>34%</b>	<b>793</b>	<b>100%</b>
<b>Grand Total</b>		<b>284</b>	<b>34%</b>	<b>273</b>	<b>32%</b>	<b>289</b>	<b>34%</b>	<b>846</b>	<b>100%</b>

Figure 23: Training Topics of Interest for Regional Libraries by Library Size



**Figure 24: Training Topics of Interest for Selective Libraries by Library Size**



Figures 25, 26, and 27 illustrate training topics of interest cross-tabulated by depository type and library type.

While Regional Academic General Libraries and Regional State Libraries reported a preference for training on Depository Administration and Management, Regional Public Libraries reported an even spread across all three categories.

For Selective Libraries:

- Academic General Libraries reported a preference for training on Depository Administration and Management.
- Academic, Community College Libraries; Federal Court Libraries; and State Libraries reported a preference for training on GPO Tools and Services.
- Academic, Law Libraries; Highest State Court Libraries; and Special Libraries reported an even split between GPO Tools and Services and Non-GPO Content Facilitated by GPO.
- Federal Agency Libraries and Service Academies reported an even split between Depository Administration and Management and GPO Tools and Services.
- Public Libraries reported a preference for training on Non-GPO Content Facilitated by GPO.

Figure 25: Training Topics of Interest by Depository Type and Library Type

Depository Type	Library Type	Depository Admin/Mgmt		GPO Tools and Services		Non-GPO Content Facilitated by GPO		Total Freq	Total %
		Freq	%	Freq	%	Freq	%		
Regional	Academic General	13	45%	5	17%	11	38%	29	100%
	Public Library	1	33%	1	33%	1	33%	3	100%
	State Library	9	43%	6	29%	6	29%	21	100%
<b>Regional Total</b>		<b>23</b>	<b>43%</b>	<b>12</b>	<b>23%</b>	<b>18</b>	<b>34%</b>	<b>53</b>	<b>100%</b>
Selective	Academic General	165	35%	150	32%	159	34%	474	100%
	Academic, Community College	9	36%	10	40%	6	24%	25	100%
	Academic, Law Library	29	25%	44	38%	44	38%	117	100%
	Federal Agency Library	7	39%	7	39%	4	22%	18	100%
	Federal Court Library	0	0%	3	60%	2	40%	5	100%
	Highest State Court Library	7	28%	9	36%	9	36%	25	100%
	Public Library	34	35%	23	24%	40	41%	97	100%
	Service Academy	2	50%	2	50%	0	0%	4	100%
	Special Library	1	20%	2	40%	2	40%	5	100%
	State Library	7	30%	11	48%	5	22%	23	100%
	<b>Selective Total</b>		<b>261</b>	<b>33%</b>	<b>261</b>	<b>33%</b>	<b>271</b>	<b>34%</b>	<b>793</b>
<b>Grand Total</b>		<b>284</b>	<b>34%</b>	<b>273</b>	<b>32%</b>	<b>289</b>	<b>34%</b>	<b>846</b>	<b>100%</b>

Figure 26: Training Topics of Interest for Regional Libraries by Library Type

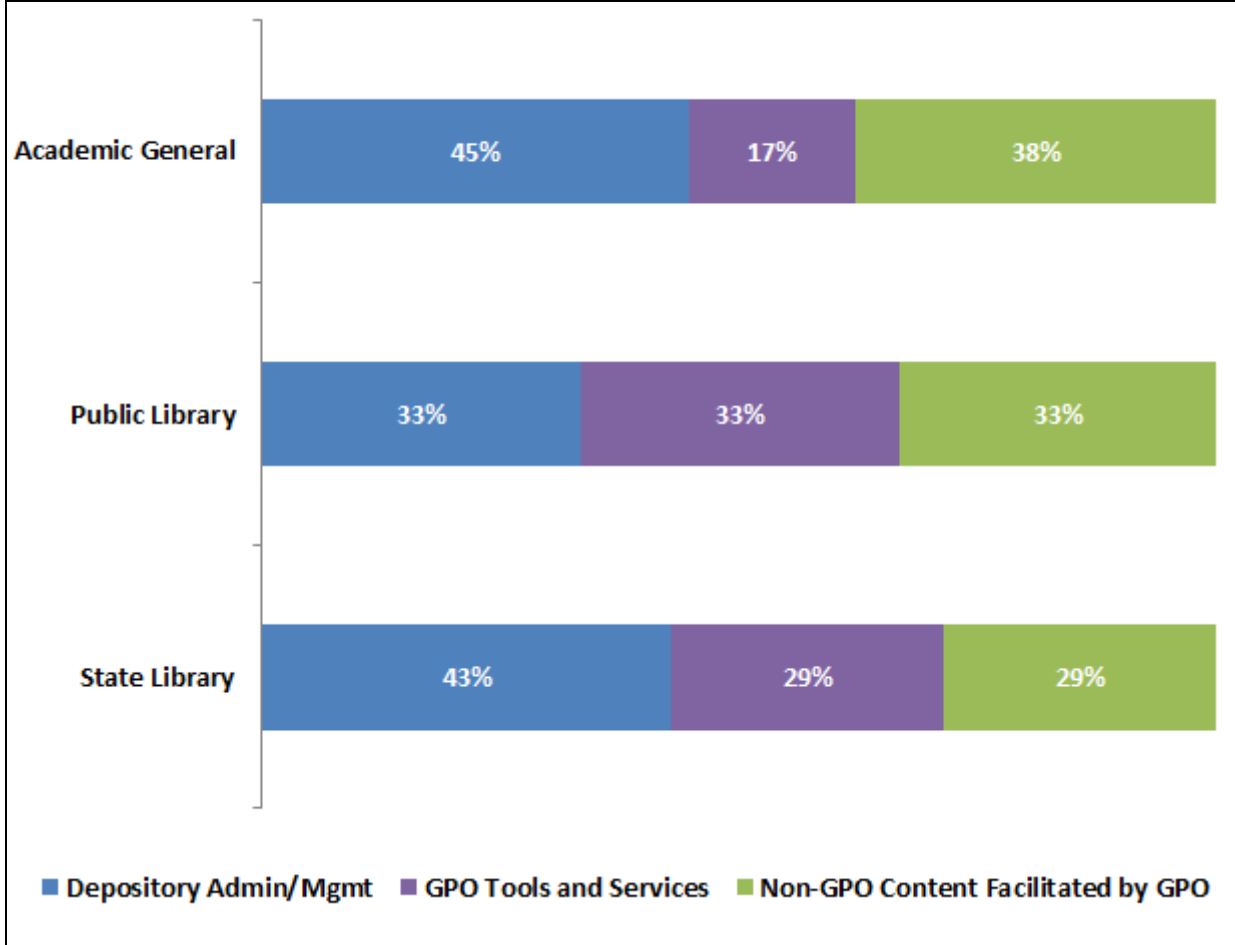


Figure 27: Training Topics of Interest for Selective Libraries by Library Type

