

FDLP Forecast Study Data Report

Library Forecast Question 20



MAY 15, 2013

Question 20 of the Library Forecast Questionnaire asked depository libraries: “Would you participate in a mentoring forum hosted by GPO for new or existing coordinators?” This report documents the data gathered from this question. Please note: totals may not always equal 100% due to rounding.

The data report, [Overall High-Level Quantitative Data for Library Forecast Questionnaires](#), is available for viewing.

The results are presented by:

- Library Type
 - Academic General
 - Academic, Community College
 - Academic, Law Library
 - Federal Agency Library
 - Federal Court Library
 - Highest State Court Library
 - Public Library
 - Service Academy
 - Special Library
 - State Library
- Library Size
 - Large = > 1,000,000 volumes
 - Medium = 250,000 – 1,000,000 volumes
 - Small = < 250,000 volumes
- Depository Type
 - Regional
 - Selective
- Cross-tabulated by Library Size and Depository Type
- Cross-tabulated by Library Type and Depository Type

PRESENTATION OF QUANTITATIVE RESULTS

Question 20 asked, “Would you participate in a mentoring forum hosted by GPO for new or existing coordinators?” The response options were:

- 1) yes
- 2) no

***This question did not have an open-ended qualitative component.

Of the 802 respondents to Library Forecast Question 20, 440 (55%) responded “yes,” while 362 (45%) responded “no.”

Figure 1: Overall Yes/No Response Rate

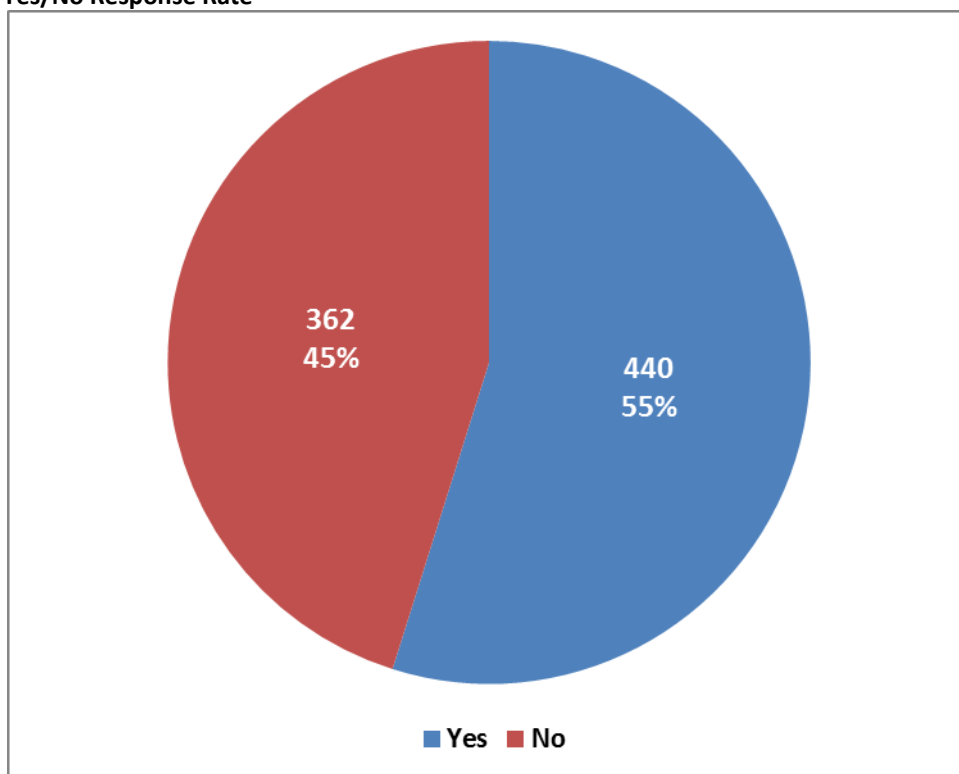


Figure 2 illustrates response rates by library type for all 802 respondents.

Academic General Libraries had the highest “yes” response rate (62%), followed by State Libraries (61%).

Figure 2: Yes/No Response Rate by Library Type

Library Type	Yes		No		Total Freq	Total %
	Freq	%	Freq	%		
Academic General	277	62%	168	38%	445	100%
Academic, Community College	16	47%	18	53%	34	100%
Academic, Law Library	52	48%	57	52%	109	100%
Federal Agency Library	9	50%	9	50%	18	100%
Federal Court Library	0	0%	6	100%	6	100%
Highest State Court Library	9	35%	17	65%	26	100%
Public Library	50	43%	66	57%	116	100%
Service Academy	1	50%	1	50%	2	100%
Special Library	3	38%	5	63%	8	100%
State Library	23	61%	15	39%	38	100%
Grand Total	440	55%	362	45%	802	100%

Figure 3 illustrates “yes” responses by library type for all 802 respondents.

Academic General Libraries had the highest number of “yes” responses, with 277, followed by Academic, Law Libraries with 52 and Public Libraries with 50.

Figure 3: Yes Responses by Library Type

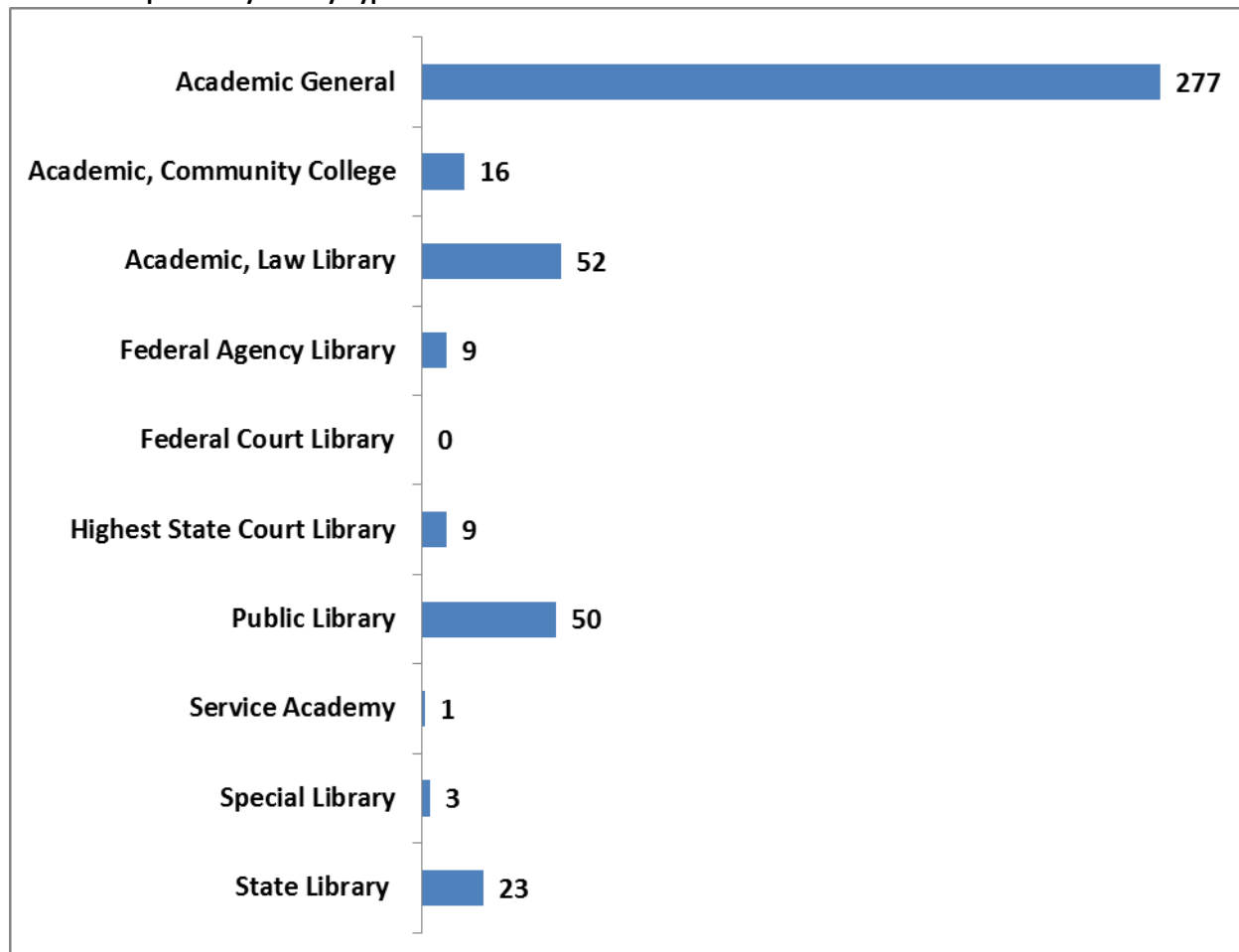


Figure 4 illustrates response rates by library size for all 802 respondents.

Large Libraries had the highest “yes” response rate (67%), with 191 of the 283 total Large Libraries in the FDLP.

Figure 4: Yes/No Response Rate by Library Size

Library Size	Yes		No		Total Freq	Total %
	Freq	%	Freq	%		
Large	191	67%	92	33%	283	100%
Medium	165	49%	171	51%	336	100%
Small	84	46%	99	54%	183	100%
Grand Total	440	55%	362	45%	802	100%

Figure 5 illustrates “yes” responses by library size for all 802 respondents.

Large Libraries had the highest number of total “yes” responses (191 out of 440 responses).

Figure 5: Yes Responses by Library Size

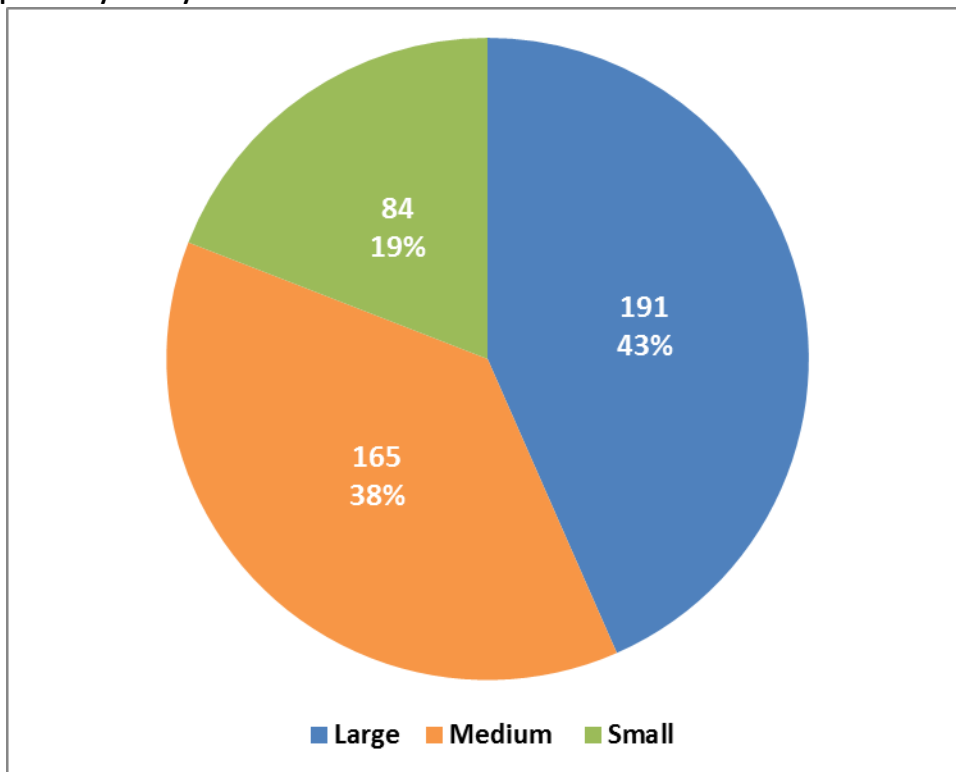


Figure 6 illustrates response rates by depository type for all 802 respondents.

Regional Libraries had a higher “yes” response rate (78%) than Selective Libraries (54%).

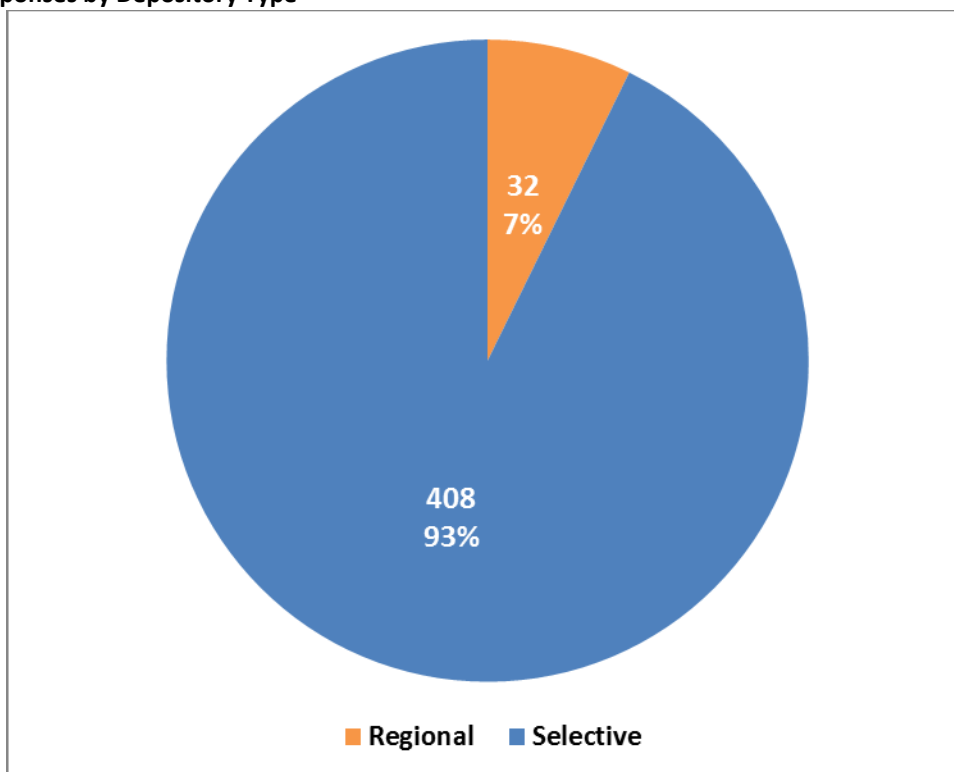
Figure 6: Yes/No Response Rate by Depository Type

Depository Type	Yes		No		Total Freq	Total %
	Freq	%	Freq	%		
Regional	32	78%	9	22%	41	100%
Selective	408	54%	353	46%	761	100%
Grand Total	440	55%	362	45%	802	100%

Figure 7 illustrates “yes” responses by depository type for all 802 respondents.

Selective Libraries had a higher number of total “yes” responses (408 of 440 responses).

Figure 7: Yes Responses by Depository Type



Figures 8, 9, and 10 illustrate response rates and “yes” responses cross-tabulated by depository type and library size for all 802 respondents.

31 of 40 Large Regional Libraries responded “yes” to Question 20. In addition, the one Medium Regional Library also responded “yes.”

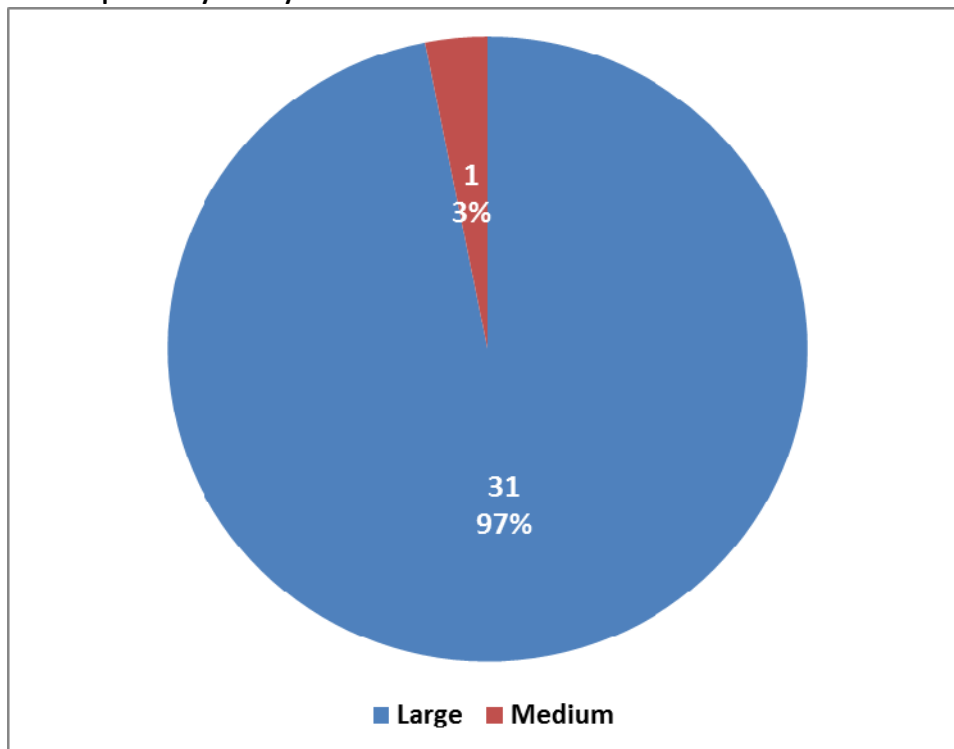
160 of 243 Large Selective Libraries responded “yes,” 164 of 335 Medium Selective Libraries responded “yes,” and 84 of 183 Small Selective Libraries responded “yes.”

Figure 8: Yes/No Response Rate by Depository Type and Library Size

Depository Type	Library Size	Yes		No		Total Freq	Total %
		Freq	%	Freq	%		
Regional	Large	31	78%	9	23%	40	100%
	Medium	1	100%	0	0%	1	100%
Regional Total		32	78%	9	22%	41	100%
Selective	Large	160	66%	83	34%	243	100%
	Medium	164	49%	171	51%	335	100%
	Small	84	46%	99	54%	183	100%
Selective Total		408	54%	353	46%	761	100%
Grand Total		440	55%	362	45%	802	100%

Large Libraries had a higher number of total “yes” responses (31 of 32 responses).

Figure 9: Regional Yes Responses by Library Size



Medium Libraries had the highest number of “yes” responses (164 of 408 responses).

Figure 10: Selective Yes Responses by Library Size

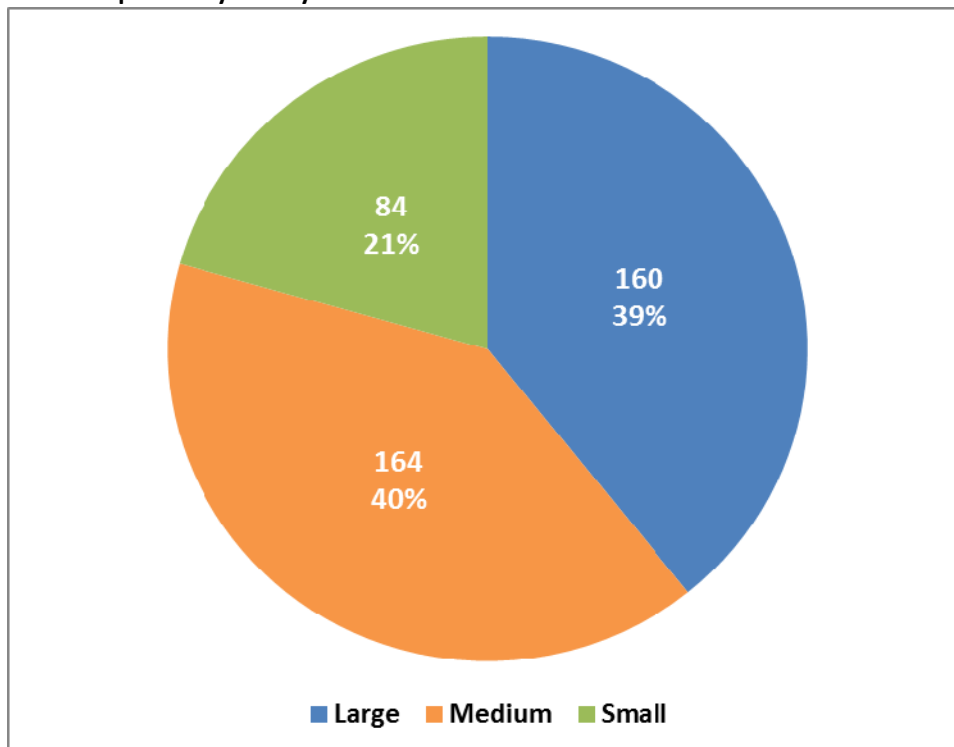


Figure 11 illustrates response rates cross-tabulated by depository type and library type for all 802 respondents.

Of Regional Libraries, Academic General Libraries had the highest “yes” rate (85%). Of Selective Libraries, Academic General Libraries (61%) and State Libraries (52%) had the highest rate of “yes” responses.

Figure 11: Yes/No Response Rate by Depository Type and Library Type

Depository Type	Library Type	Yes		No		Total Freq	Total %
		Freq	%	Freq	%		
Regional	Academic General	22	85%	4	15%	26	100%
	Public Library	0	0%	2	100%	2	100%
	State Library	10	77%	3	23%	13	100%
Regional Total		32	78%	9	22%	41	100%
Selective	Academic General	255	61%	164	39%	419	100%
	Academic, Community College	16	47%	18	53%	34	100%
	Academic, Law Library	52	48%	57	52%	109	100%
	Federal Agency Library	9	50%	9	50%	18	100%
	Federal Court Library	0	0%	6	100%	6	100%
	Highest State Court Library	9	35%	17	65%	26	100%
	Public Library	50	44%	64	56%	114	100%
	Service Academy	1	50%	1	50%	2	100%
	Special Library	3	38%	5	63%	8	100%
	State Library	13	52%	12	48%	25	100%
	Selective Total		408	54%	353	46%	761
Grand Total		440	55%	362	45%	802	100%

Figures 12 and 13 illustrate number of “yes” responses cross-tabulated by depository type and library type for all 802 respondents.

Among Regional libraries, Academic General Libraries had the highest number of “yes” responses with 22, followed by State Libraries with 10. Among Selective Libraries, Academic General Libraries had the highest number of “yes” responses with 255, followed by Academic, Law Libraries with 52 and Public Libraries with 50.

Figure 12: Regional Yes Responses by Library Type

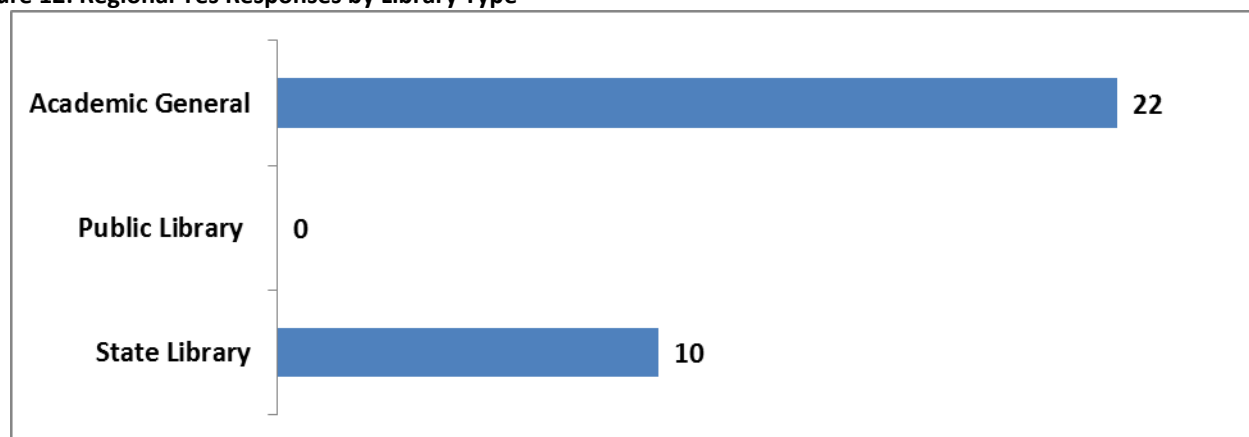


Figure 13: Selective Yes Responses by Library Type

