

FDLP Forecast Study Data Report

Library Forecast Question 7



JUNE 17, 2013

Question 7 of the Library Forecast Questionnaire asked depository libraries: “If your library stores FDLP materials remotely (in-house or offsite), does the time needed to retrieve the item negatively affect the demand for their use by the general public?” This report documents the data gathered from this question. Please note: totals may not always equal 100% due to rounding.

The data report, [Overall High-Level Quantitative Data for Library Forecast Questionnaires](#), is available for viewing.

The results are presented by:

- Library Type
 - Academic General
 - Academic, Community College
 - Academic, Law Library
 - Federal Agency Library
 - Federal Court Library
 - Highest State Court Library
 - Public Library
 - Service Academy
 - Special Library
 - State Library
- Library Size
 - Large = > 1,000,000 volumes
 - Medium = 250,000 – 1,000,000 volumes
 - Small = < 250,000 volumes
- Depository Type
 - Regional
 - Selective
- Cross-tabulated by Library Size and Depository Type
- Cross-tabulated by Library Type and Depository Type

PRESENTATION OF QUANTITATIVE RESULTS

Question 7 asked, “If your library stores FDLP materials remotely (in-house or offsite), does the time needed to retrieve the item negatively affect the demand for their use by the general public?” The response options were:

- 1) My library does not store materials remotely.
- 2) no
- 2) yes

Of the 802 respondents to Library Forecast Question 7, 551 (69%) responded “my library does not store materials remotely,” 218 (27%) responded “no” and 33 (4%) responded “yes.”

Figure 1: Overall Response Rate

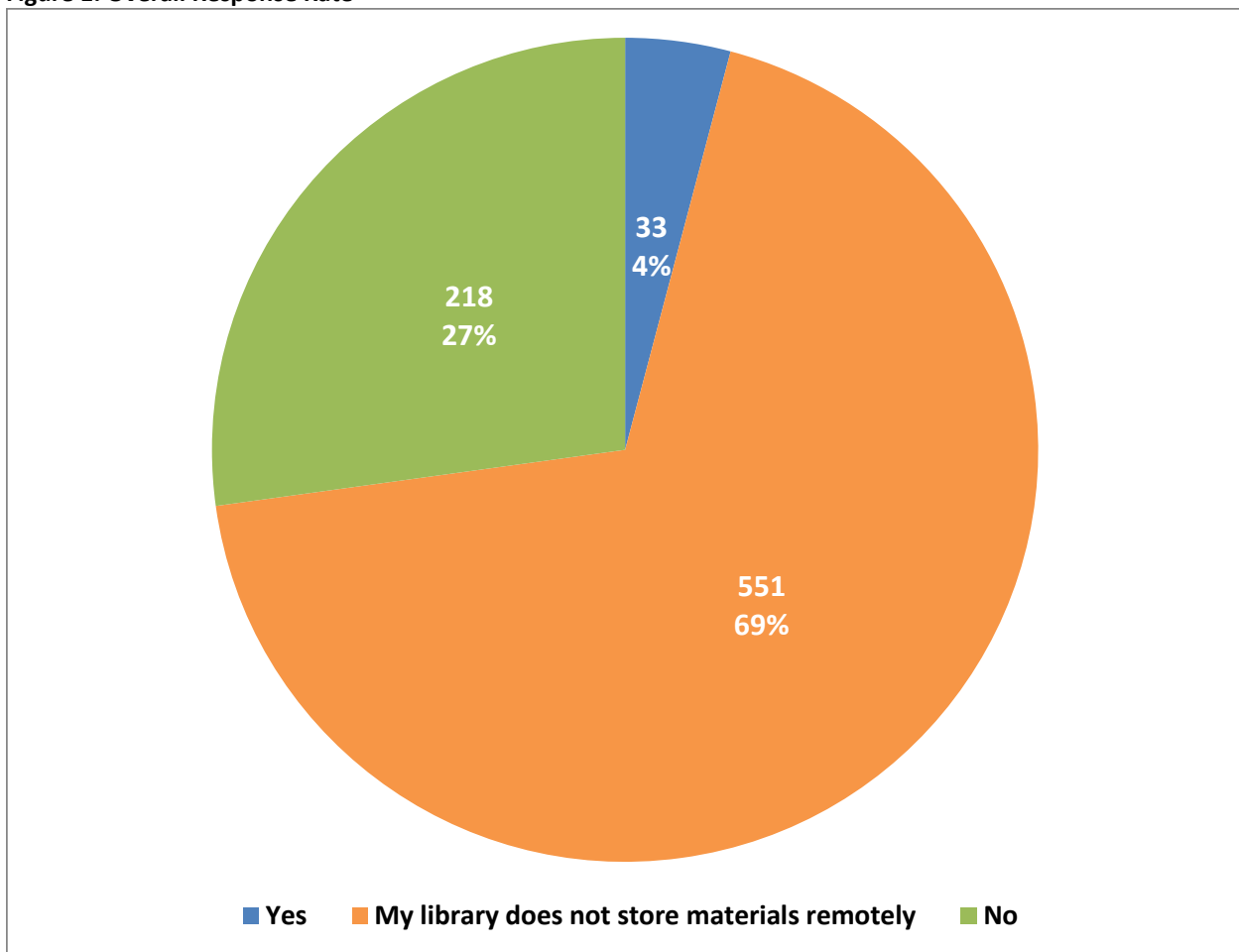


Figure 2 illustrates responses by library type for all 802 respondents.

The highest number of responses among all library types was, “my library does not store materials remotely.”

Figure 2: Responses by Library Type

Library Type	Yes		My library does not store materials remotely		No		Total Freq	Total %
	Freq	%	Freq	%	Freq	%		
Academic General	17	4%	291	65%	137	31%	445	100%
Academic, Community College	2	6%	25	74%	7	21%	34	100%
Academic, Law Library	2	2%	80	73%	27	25%	109	100%
Federal Agency Library	2	11%	14	78%	2	11%	18	100%
Federal Court Library	0	0%	5	83%	1	17%	6	100%
Highest State Court Library	1	4%	19	73%	6	23%	26	100%
Public Library	8	7%	81	70%	27	23%	116	100%
Service Academy	0	0%	2	100%	0	0%	2	100%
Special Library	0	0%	5	63%	3	38%	8	100%
State Library	1	3%	29	76%	8	21%	38	100%
Grand Total	33	4%	551	69%	218	27%	802	100%

Figure 3 illustrates response rates by library type for all 802 respondents.

The highest response rate among all library types was, “my library does not store materials remotely.” Special Libraries had the highest “no” response rate (38%), followed by Academic General Libraries (31%). Federal Agency Libraries had the highest “yes” response rate (11%), followed by Public Libraries (7%), and Academic Community Colleges (6%).

Figure 3: Response Rates by Library Type

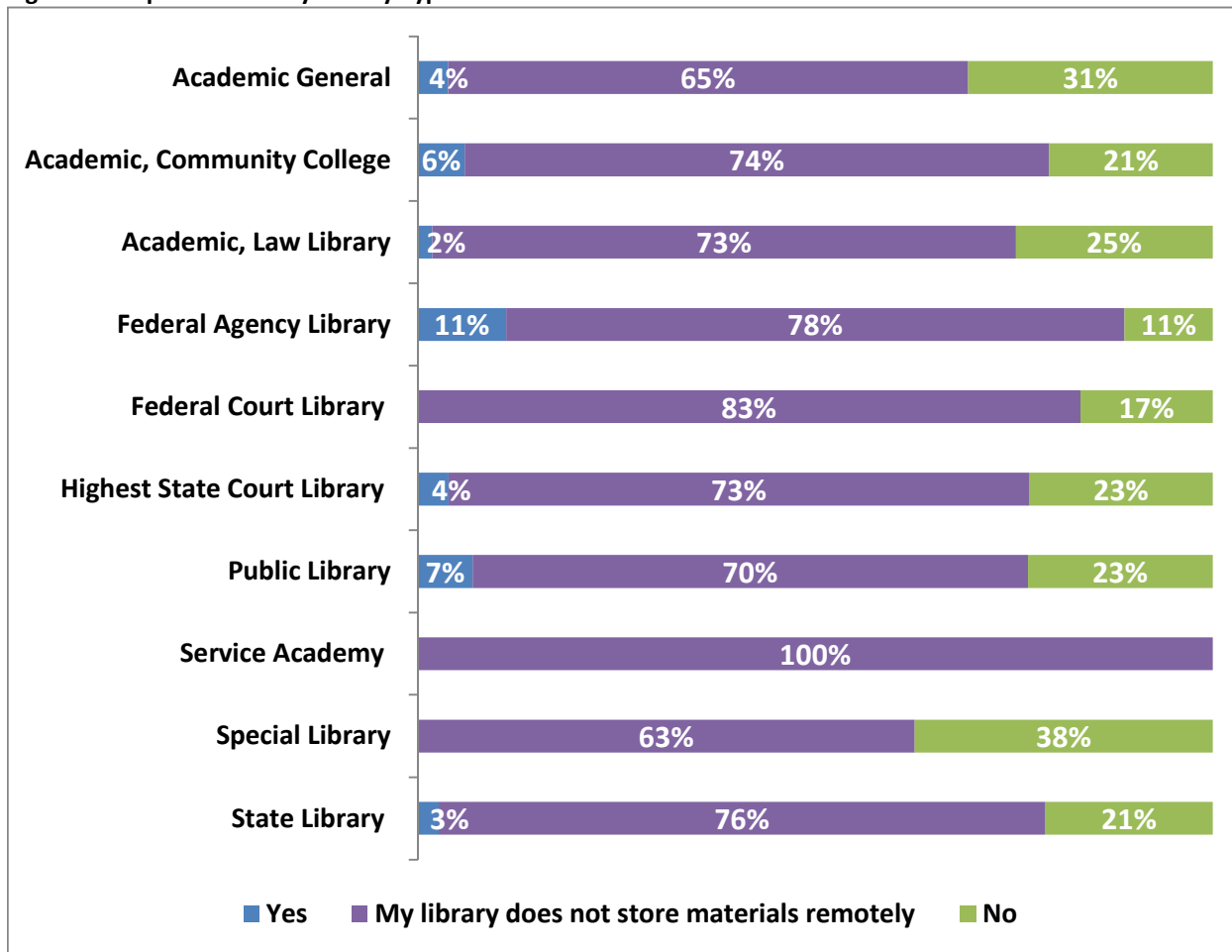


Figure 4 illustrates responses by library size for all 802 respondents.

Large Libraries had the highest number of “yes” responses, with 21 of the 283 total Large Libraries. Medium Libraries had the highest number of “my library does not store materials remotely” responses with 256 of 336 total Medium Libraries. Large Libraries also had the highest number of “no” responses, 120 of the 283 total Large Libraries.

Figure 4: Responses by Library Size

Library Size	Yes		My library does not store materials remotely		No		Total Freq	Total %
	Freq	%	Freq	%	Freq	%		
Large	21	7%	142	50%	120	42%	283	100%
Medium	8	2%	256	76%	72	21%	336	100%
Small	4	2%	153	84%	26	14%	183	100%
Grand Total	33	4%	551	69%	218	27%	802	100%

Figure 5 illustrates response rates by library size for all 802 respondents.

All library sizes had “my library does not store materials remotely” as the highest response rate, with 50% or more.

Figure 5: Response Rates by Library Size

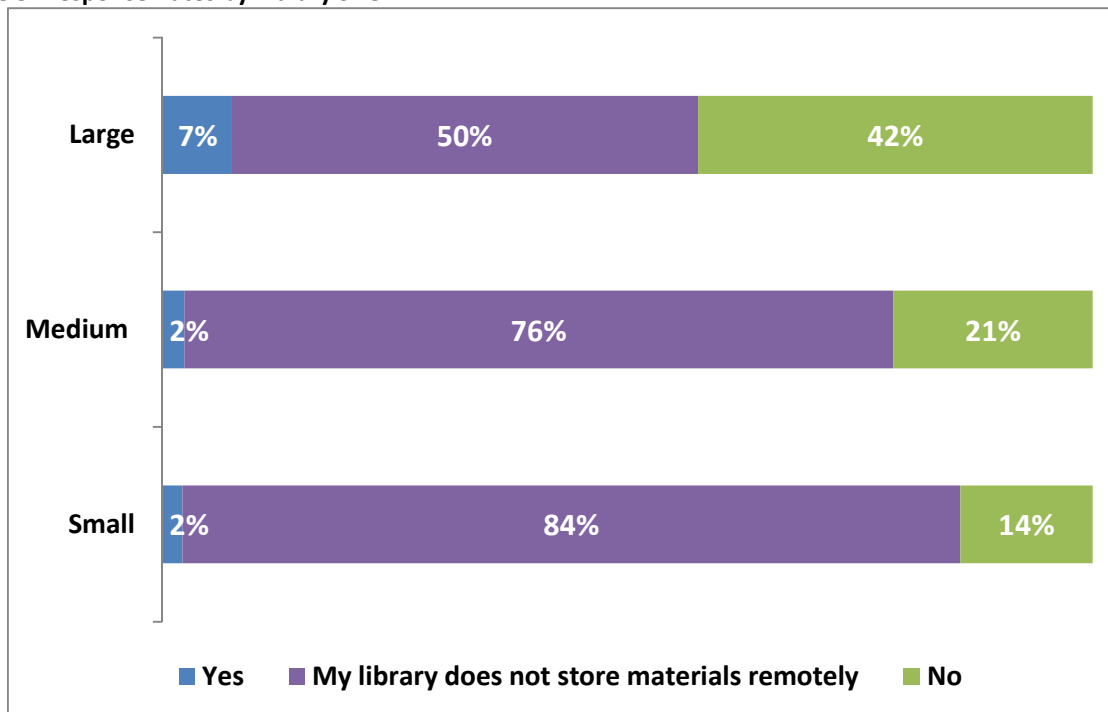


Figure 6 illustrates responses by depository type for all 802 respondents.

Regional Libraries had the highest number of responses for “no,” with 25 of the 41 total Regional Libraries. Selective Libraries had the highest number of responses for “my library does not store materials remotely,” with 537 of the 761 total Selective Libraries.

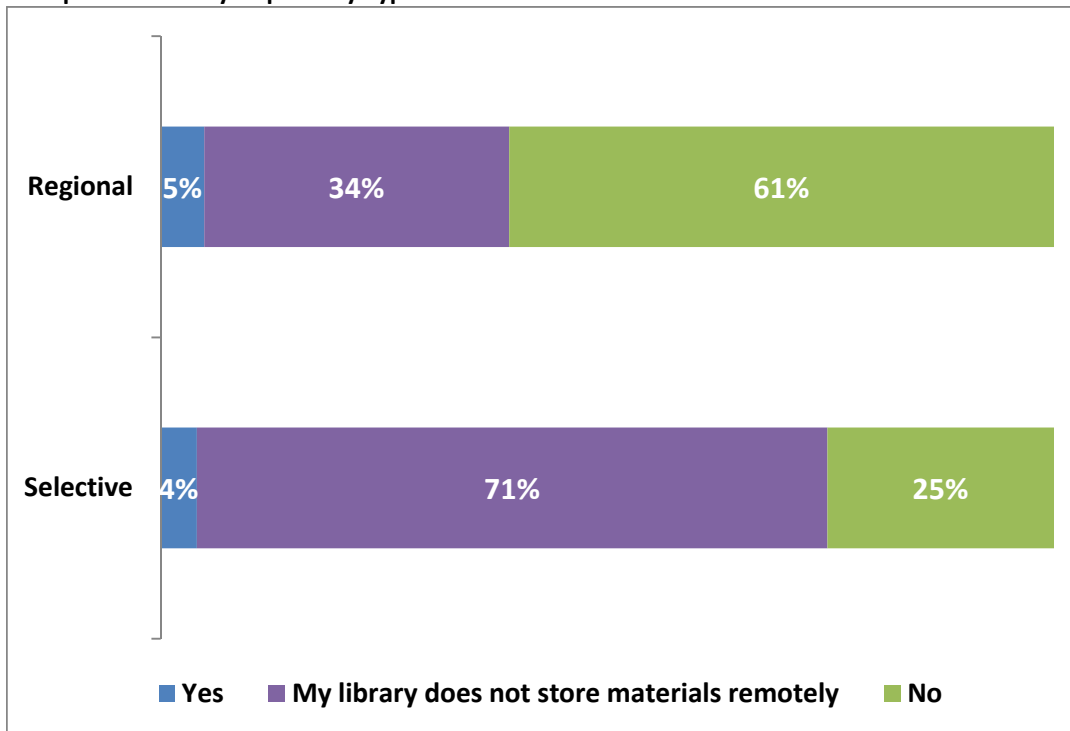
Figure 6: Responses by Depository Type

Depository Type	Yes		My library does not store materials remotely		No		Total Freq	Total %
	Freq	%	Freq	%	Freq	%		
Regional	2	5%	14	34%	25	61%	41	100%
Selective	31	4%	537	71%	193	25%	761	100%
Grand Total	33	4%	551	69%	218	27%	802	100%

Figure 7 illustrates response rates by depository type for all 802 respondents.

Regional Libraries had a higher “yes” response rate (5%) and “no” response rate (61%) than Selective Libraries (4%) and (25%). Selective Libraries had a higher “my library does not store materials remotely” response rate (71%) than Regional Libraries (34%). Regional Libraries answered “no” (61%) more than Selective Libraries (25%).

Figure 7: Response Rates by Depository Type



Figures 8, 9, and 10 illustrate responses cross-tabulated by depository type and library size for all 802 respondents.

Of Regional Libraries, “no” responses were the highest number of responses for Large Libraries, with 25 of the 40 total Large Regional Libraries. The one Medium Regional Library responded with “my library does not store materials remotely.”

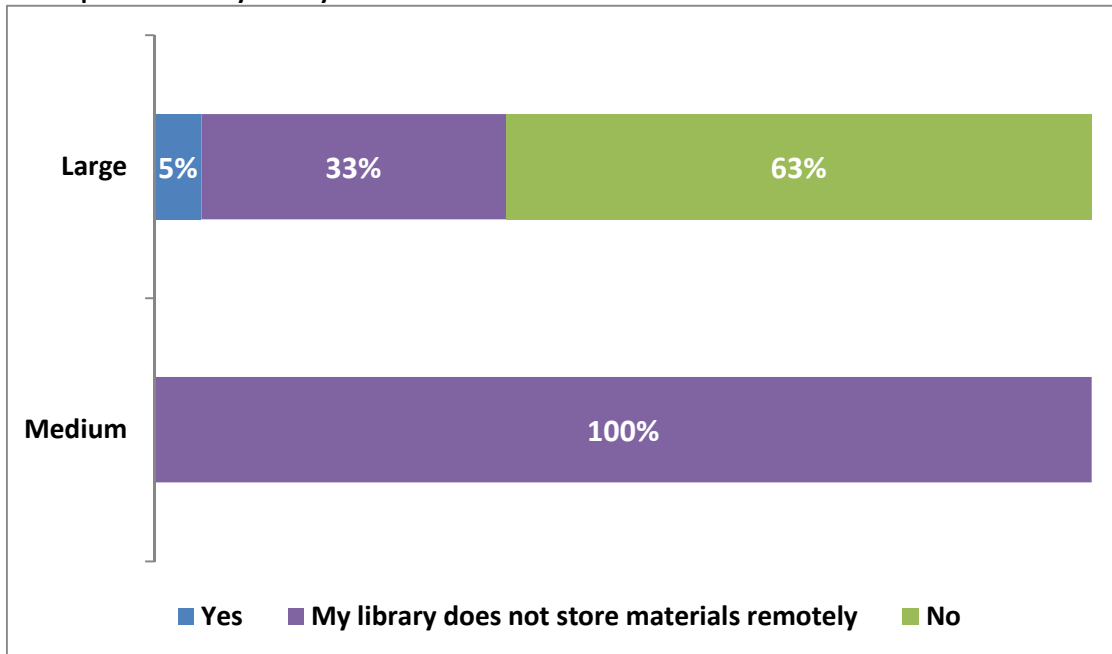
Of Selective Libraries, “my library does not store materials remotely” responses were the highest number of responses for all library sizes, with 129 of the 243 total Large Selective Libraries, 255 of the 335 total Medium Selective Libraries, and 153 of the 183 total Small Selective Libraries.

Figure 8: Responses by Depository Type and Library Size

Depository Type	Library Size	Yes		My library does not store materials remotely		No		Total Freq	Total %
		Freq	%	Freq	%	Freq	%		
Regional	Large	2	5%	13	33%	25	63%	40	100%
	Medium	0	0%	1	100%	0	0%	1	100%
Regional Total		2	5%	14	34%	25	61%	41	100%
Selective	Large	19	8%	129	53%	95	39%	243	100%
	Medium	8	2%	255	76%	72	21%	335	100%
	Small	4	2%	153	84%	26	14%	183	100%
Selective Total		31	4%	537	71%	193	25%	761	100%
Grand Total		33	4%	551	69%	218	27%	802	100%

Of Regional Libraries, Large Libraries had the highest “no” response rate (63%), and Medium Libraries had the highest “my library does not store materials remotely” response rate (100%).

Figure 9: Response Rates by Library Size



All Selective Library sizes had the highest rate of responses for “my library does not store materials remotely.”

Figure 10: Response Rates by Library Size

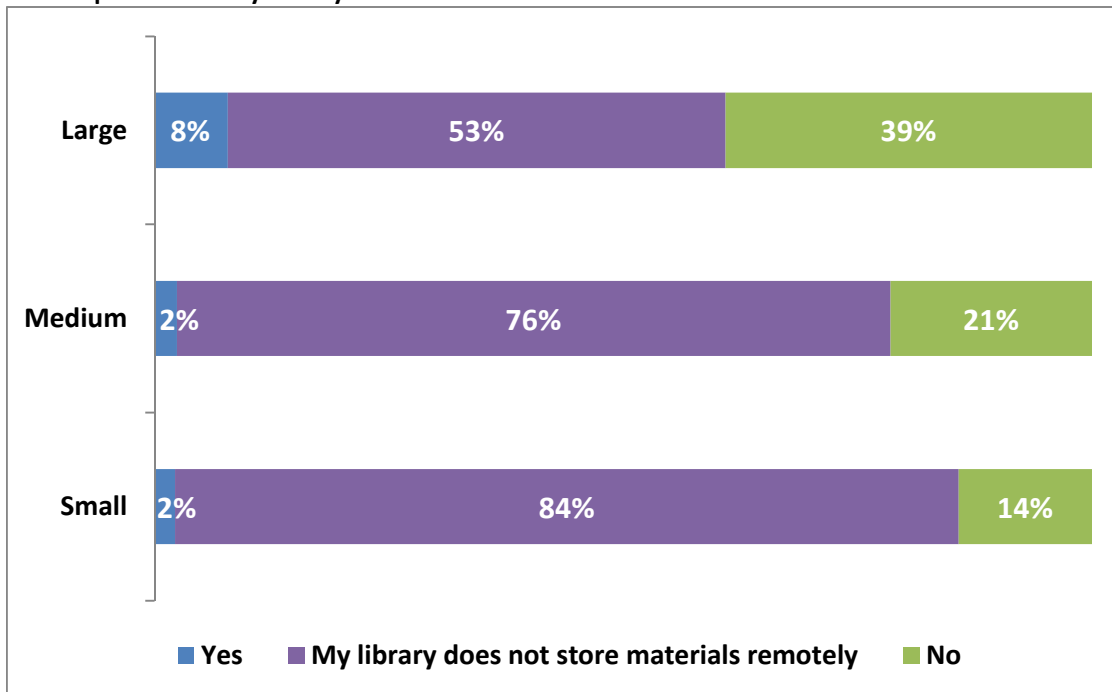


Figure 11, 12, and 13 illustrate responses cross-tabulated by depository type and library type for all 802 respondents.

Among Regional Libraries, “no” responses were the highest number of responses for Academic General Libraries and “my library does not store materials remotely” were the highest number of responses for Public Libraries and State Libraries.

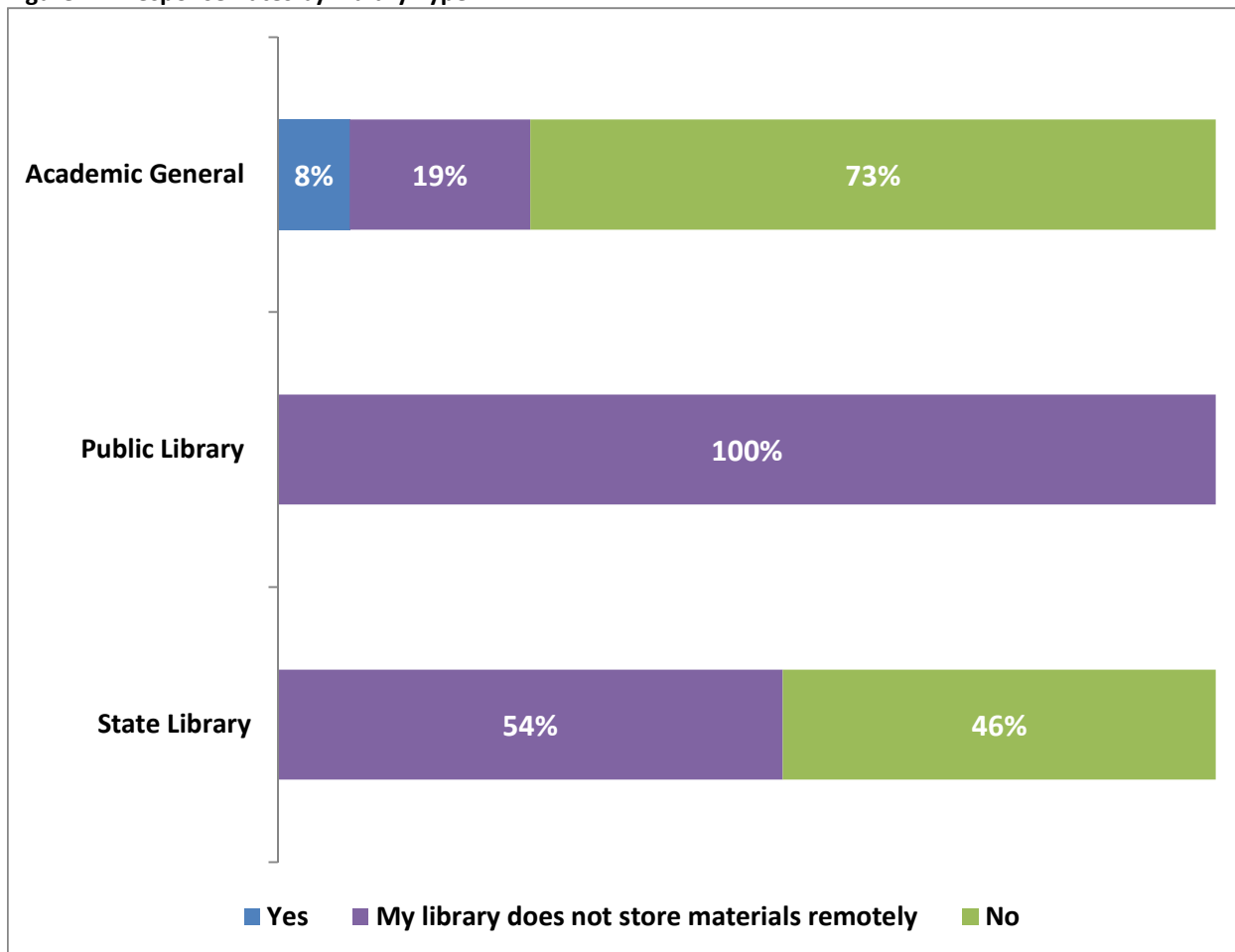
Among Selective Libraries, “my library does not store materials remotely” responses were the highest number of responses for all library types.

Figure 11: Responses by Depository Type and Library Type

Depository Type	Library Type	Yes		My library does not store materials remotely		No		Total Freq	Total %
		Freq	%	Freq	%	Freq	%		
Regional	Academic General	2	8%	5	19%	19	73%	26	100%
	Public Library	0	0%	2	100%	0	0%	2	100%
	State Library	0	0%	7	54%	6	46%	13	100%
Regional Total		2	5%	14	34%	25	61%	41	100%
Selective	Academic General	15	4%	286	68%	118	28%	419	100%
	Academic, Community College	2	6%	25	74%	7	21%	34	100%
	Academic, Law Library	2	2%	80	73%	27	25%	109	100%
	Federal Agency Library	2	11%	14	78%	2	11%	18	100%
	Federal Court Library	0	0%	5	83%	1	17%	6	100%
	Highest State Court Library	1	4%	19	73%	6	23%	26	100%
	Public Library	8	7%	79	69%	27	24%	114	100%
	Service Academy	0	0%	2	100%	0	0%	2	100%
	Special Library	0	0%	5	63%	3	38%	8	100%
	State Library	1	4%	22	88%	2	8%	25	100%
Selective Total		31	4%	537	71%	193	25%	761	100%
Grand Total		33	4%	551	69%	218	27%	802	100%

Of Regional Libraries, Academic General Libraries were the only library type to respond “yes” and had the highest “no” response rate (73%). Regional Public Libraries had the highest “my library does not store materials remotely” response rate (100%).

Figure 12: Response Rates by Library Type



Of Selective Libraries, Federal Agency Libraries had the highest “yes” response rate (11%). Selective Service Academies had the highest “my library does not store material remotely” response rate (100%), and Selective Special Libraries had the highest “no” response rate (38%).

Figure 13: Response Rates by Library Type

