

FDLP Forecast Study Data Report

Library Forecast Question 27



JULY 17, 2013

Question 27 of the Library Forecast Questionnaire asked depository libraries: “Within the next five years, is your library interested in participating in shared housing agreements to distribute parts of your library's FDLP collection throughout your state, depository region, or multi-state region? (Please mark all that apply.)” This report documents the data gathered from this question. Please note: totals may not always equal 100% due to rounding, as well as the fact that multiple answers could be chosen.

The data report, [Overall High-Level Quantitative Data for Library Forecast Questionnaires](#), is available for viewing.

The results are presented by:

- Library Type
 - Academic General
 - Academic, Community College
 - Academic, Law Library
 - Federal Agency Library
 - Federal Court Library
 - Highest State Court Library
 - Public Library
 - Service Academy
 - Special Library
 - State Library
- Library Size
 - Large = > 1,000,000 volumes
 - Medium = 250,000 – 1,000,000 volumes
 - Small = < 250,000 volumes
- Depository Type
 - Regional
 - Selective
- Cross-tabulated by Library Size and Depository Type
- Cross-tabulated by Library Type and Depository Type

PRESENTATION OF QUANTITATIVE RESULTS

Question 27 asked, “*Within the next five years, is your library interested in participating in shared housing agreements to distribute parts of your library's FDLP collection throughout your state, depository region, or multi-state region? (Please mark all that apply)*” The response options were:

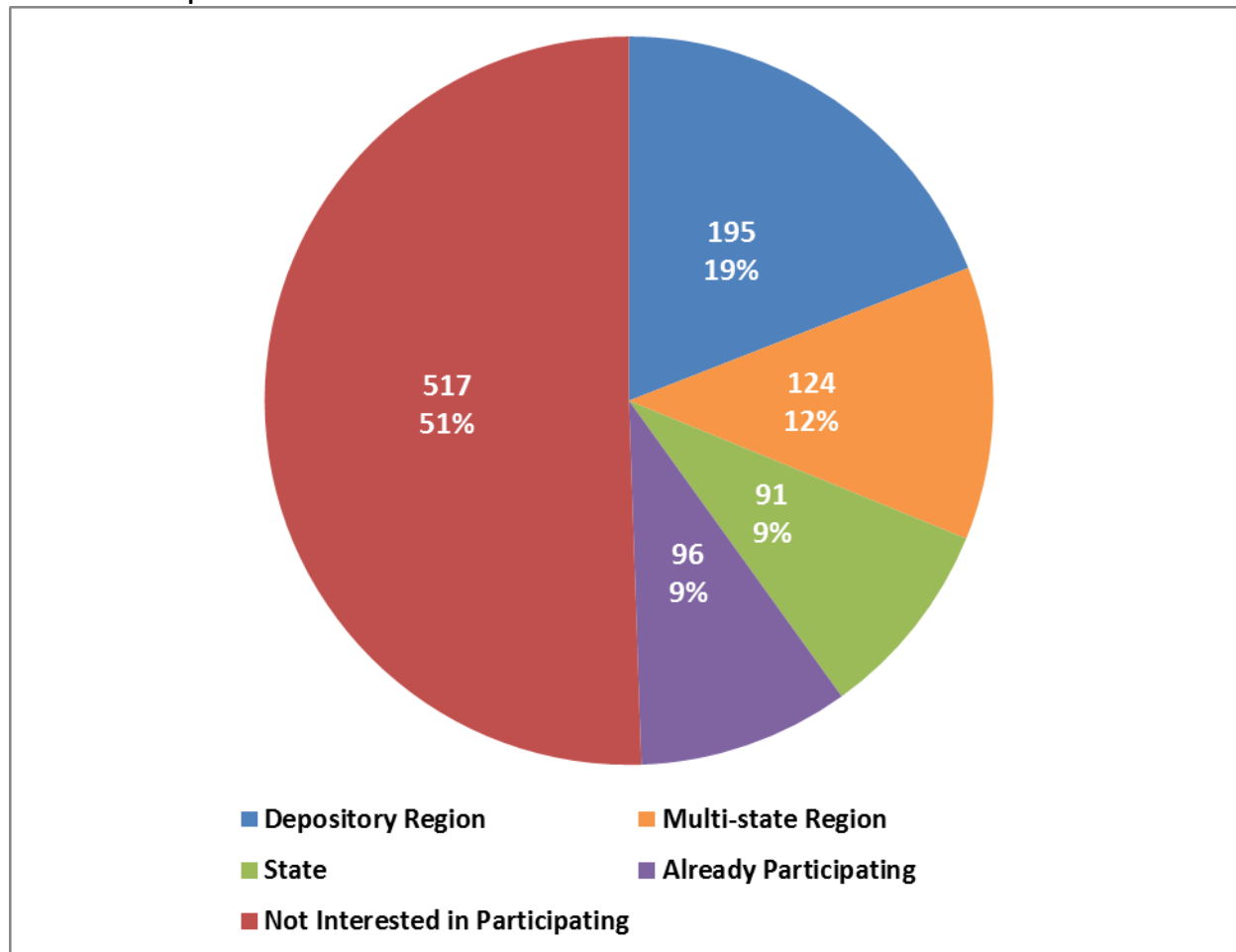
- 1) State
- 2) Depository Region
- 3) Multi-state region
- 4) My library already participates in shared housing agreements to distribute parts of our FDLP collection.
- 5) My library is not interested in participating in shared housing agreements to distribute parts of its FDLP collection.

***This question did not have an open-ended qualitative component.

For the purposes of presentation, the response option names for the last two response options have been shortened to Already Participating and Not Interested in Participating.

Of the 802 respondents to Library Forecast Question 27, there were a total of 1,023 response options selected. Respondents were not limited to the number of options they could select. Of the total number of options selected, 195 (19%) indicated “Depository Region,” 124 (12%) indicated “Multi-state Region,” and 91 (9%) indicated “State” shared housing agreement interest. In addition, 96 (9%) of the responses indicated “Already Participating,” and 517 (51%) indicated “Not Interested in Participating.”

Figure 1: Overall Responses



Because of the large number of responses from the library type, Academic General, their responses are graphed independently from the other library types in this report.

Certain response options are also graphed independently due to their wide range of numbers.

Independent graphing by “library type” or “response option” ensures clarity and readability of all data presented in the graphs that follow.

Figure 2 illustrates response rates by library type for all 802 respondents.

Academic General Libraries had the highest overall number of responses selected, with 608 of 1,023, followed by Public Libraries, with 133 of 1,023 and Academic, Law Libraries, with 128 of 1,023.

Figure 2: Response Rate by Library Type

Library Type	Depository Region		Multi-state Region		State		Already Participating		Not Interested in Participating		Total Freq	Total %
	Freq	%	Freq	%	Freq	%	Freq	%	Freq	%		
Academic General	87	70%	70	77%	148	76%	57	59%	246	48%	608	59%
Academic, Community College	3	2%	4	4%	3	2%	4	4%	27	5%	41	4%
Academic, Law Library	14	11%	5	5%	15	8%	14	15%	80	15%	128	13%
Federal Agency Library	1	1%	1	1%	0	0%	1	1%	15	3%	18	2%
Federal Court Library	0	0%	0	0%	0	0%	0	0%	6	1%	6	1%
Highest State Court Library	1	1%	0	0%	3	2%	3	3%	20	4%	27	3%
Public Library	9	7%	6	7%	13	7%	13	14%	92	18%	133	13%
Service Academy	0	0%	0	0%	1	1%	0	0%	1	0%	2	0%
Special Library	3	2%	2	2%	3	2%	0	0%	5	1%	13	1%
State Library	6	5%	3	3%	9	5%	4	4%	25	5%	47	5%
Grand Total	124	100%	91	100%	195	100%	96	100%	517	100%	1,023	100%

Figure 3 illustrates responses for Academic General Libraries.

Of the responses for Academic General Libraries that indicated interest in shared housing agreements, “State” housing agreements had the highest number of responses with 148, followed by “Depository Region” with 87 and “Multi-state Region” with 70.

Figure 3: Responses for Academic General Libraries

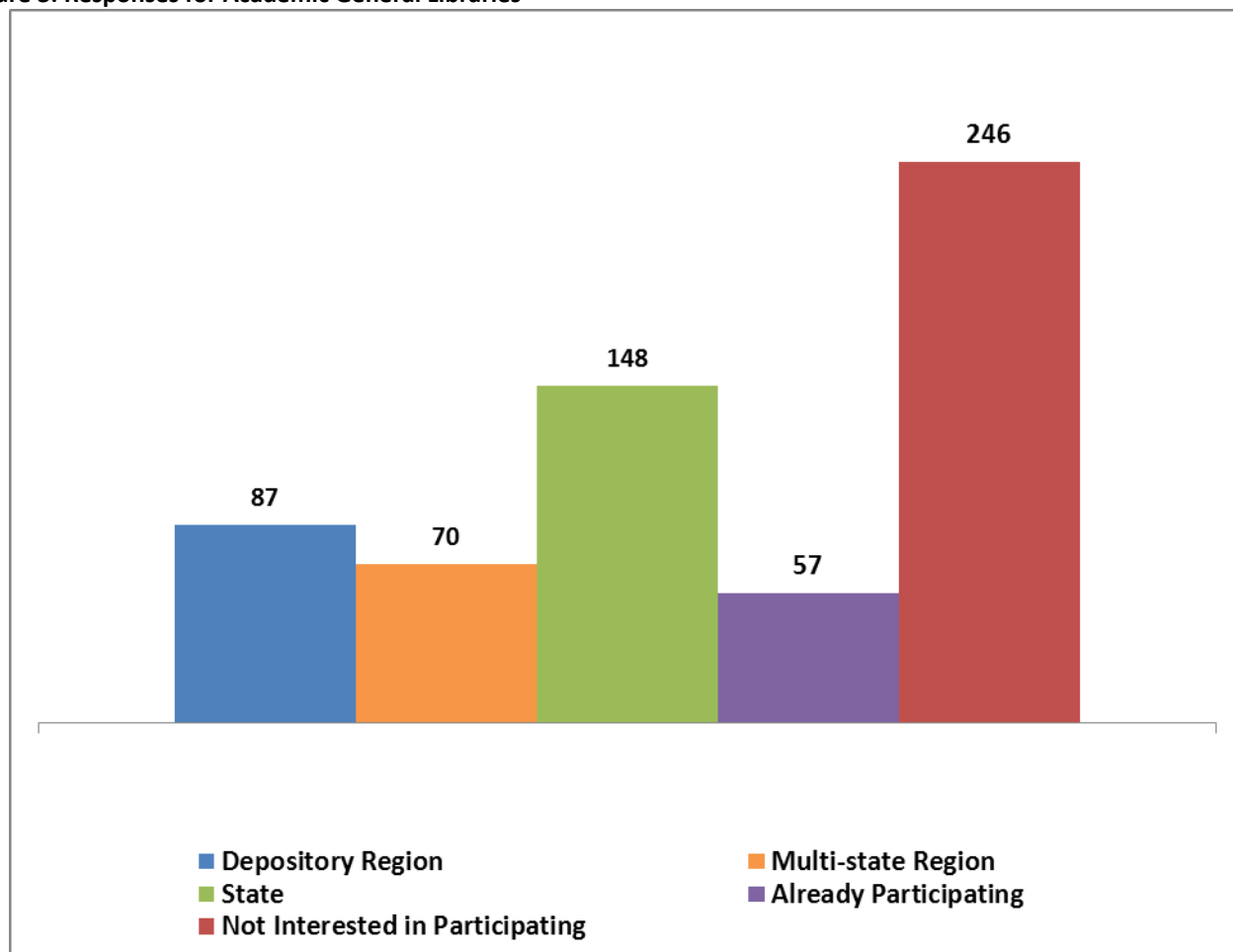


Figure 4 illustrates responses that indicated interest in shared housing agreements by all library types other than Academic General Libraries.

Of the responses for all library types other than Academic General Libraries that are interested in shared housing agreements, Academic, Law Libraries had the highest number of “Depository Region” (14) and “State” (15) responses. Public Libraries had the highest number of Multi-state Region responses (6).

Figure 4: Interested in Shared Housing Agreements Responses by All Library Types Other than Academic General Libraries

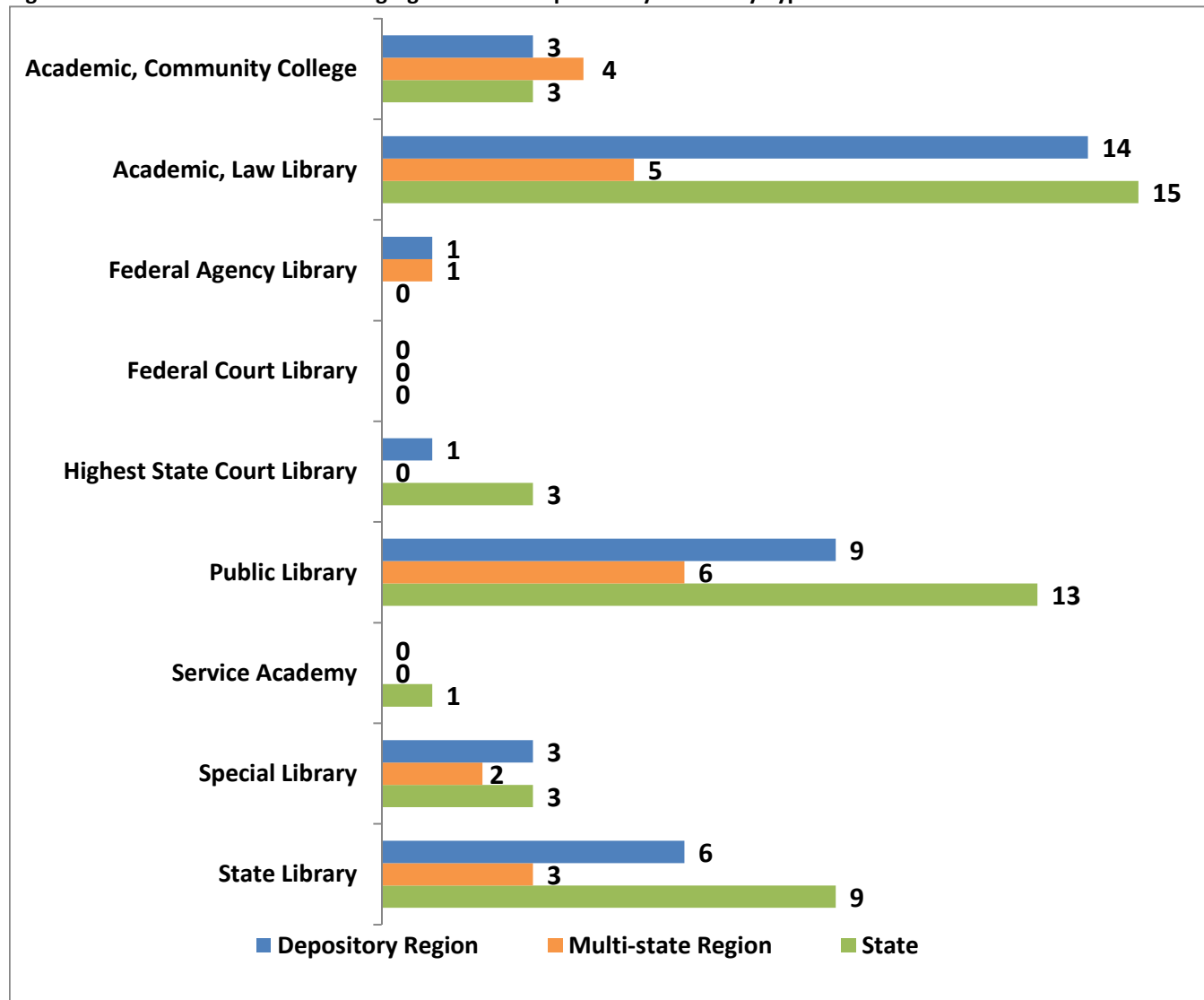


Figure 5 illustrates Already Participating responses by all library types other than Academic General Libraries.

Academic, Law Libraries had the highest number of “Already Participating” responses with 14 followed, by Public Libraries with 13.

Figure 5: Already Participating Responses by All Library Types Other Than Academic General Libraries.

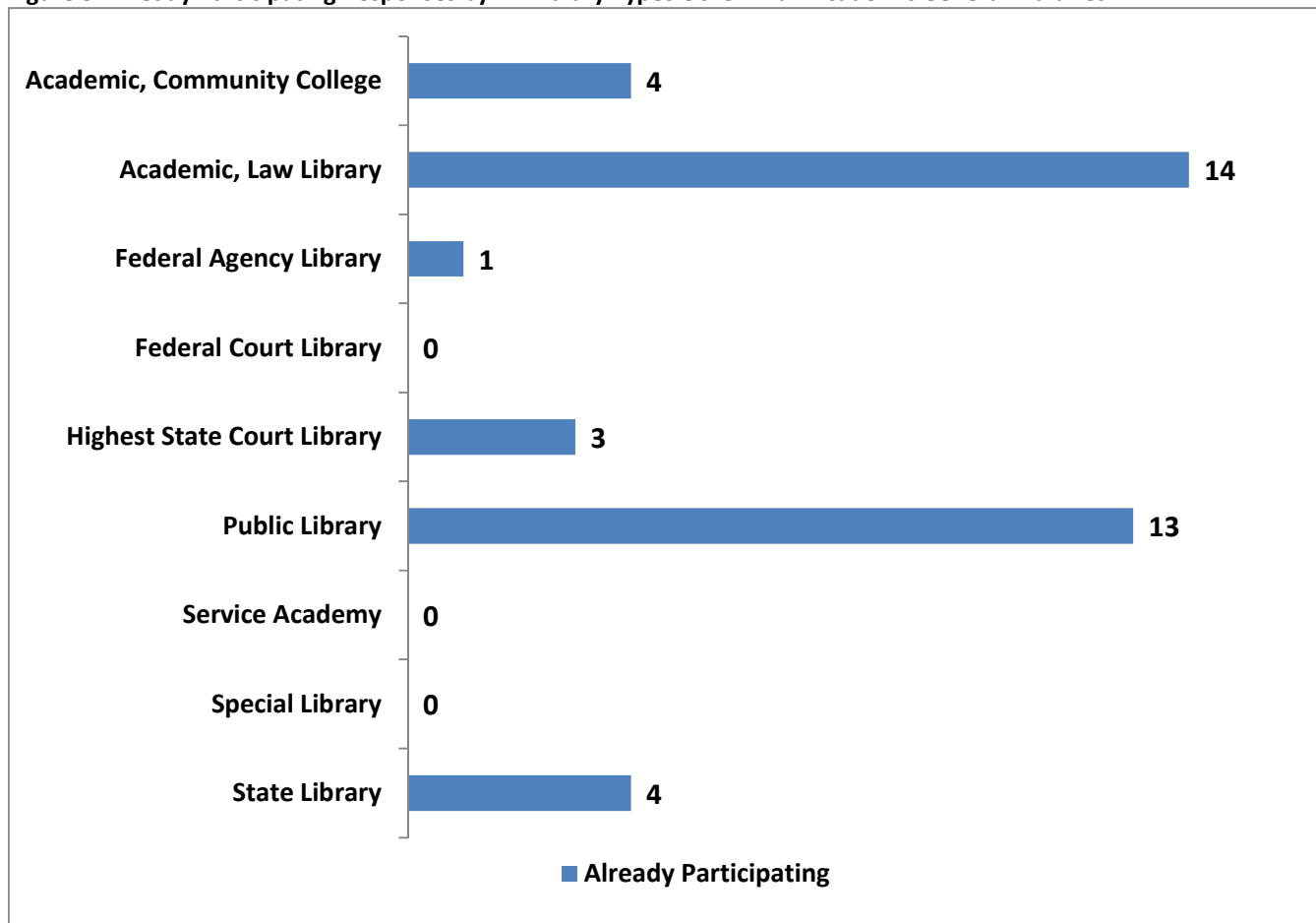
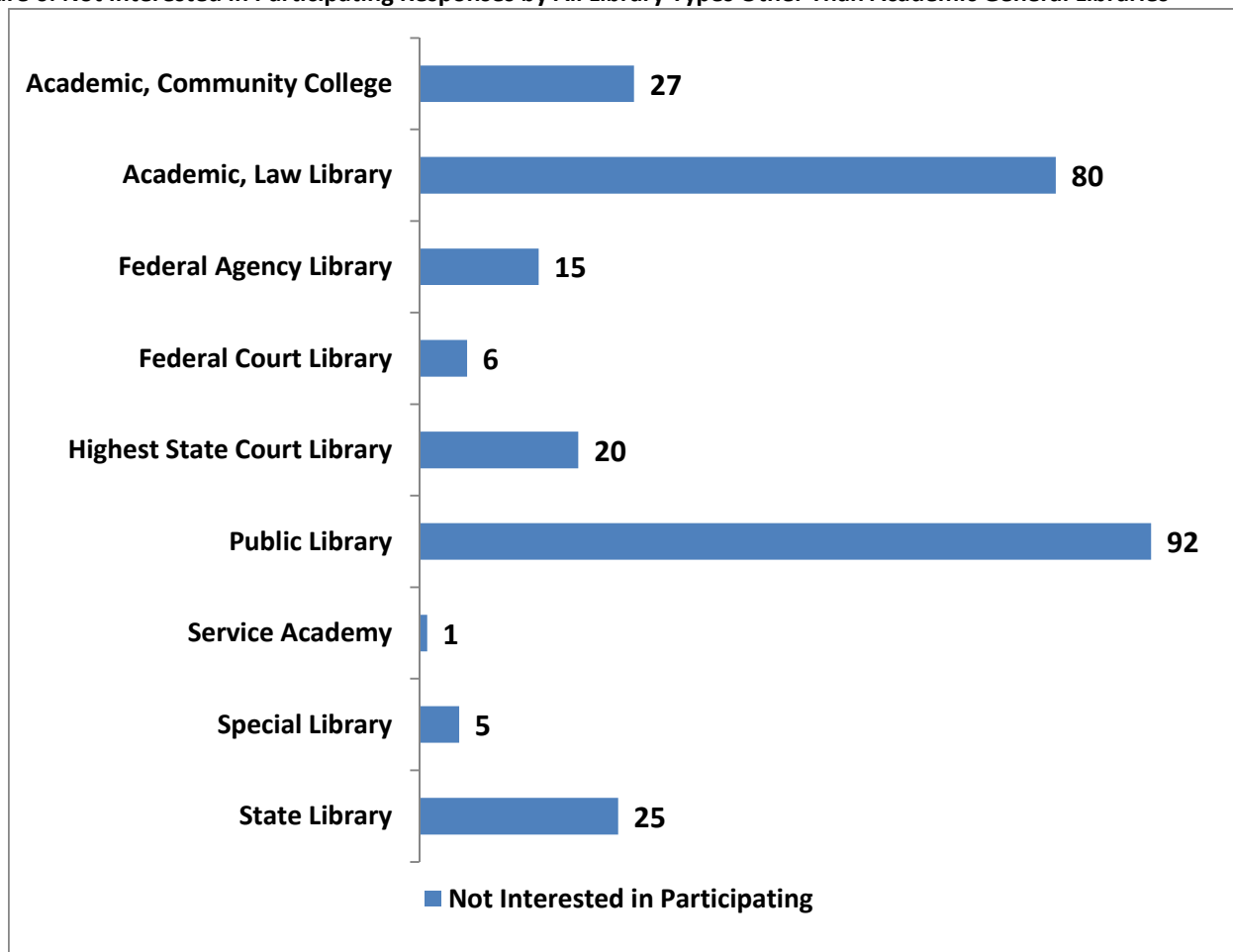


Figure 6 illustrates Not Interested in Participating responses by all library types other than Academic General Libraries.

Public Libraries had the highest number of “Not Interested in Participating” responses with 92, followed by Academic, Law Libraries with 80.

Figure 6: Not Interested in Participating Responses by All Library Types Other Than Academic General Libraries



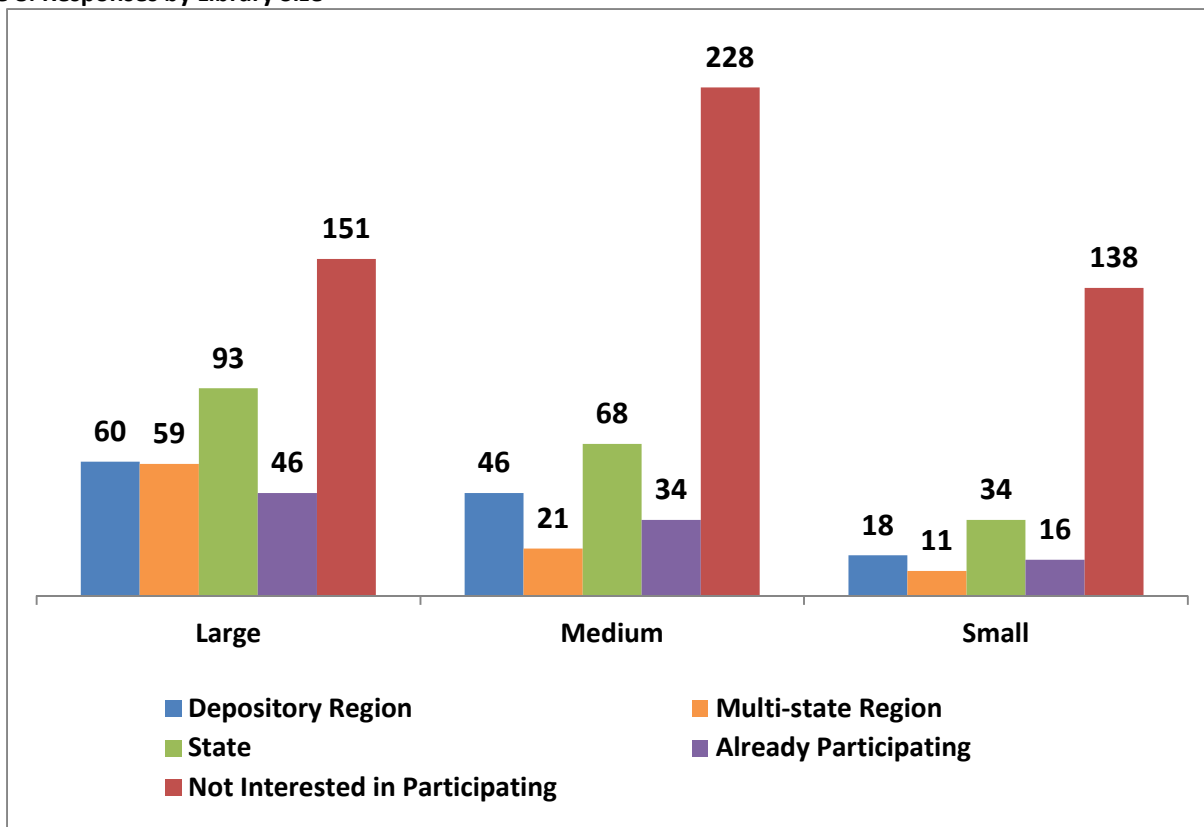
Figures 7 and 8 illustrate responses by library size.

Large Libraries had the highest number of responses indicating interest in shared housing agreements, with 93 of 195 “State” responses, 60 of 124 “Depository Region” responses, and 59 of 91 “Multi-state Region” responses. Large Libraries also had the highest number of “Already Participating” responses with 46 of 96. Medium Libraries had the highest number of “Not Interested in Participating” responses with 228 of 517.

Figure 7: Responses by Library Size

Library Size	Depository Region		Multi-state Region		State		Already Participating		Not Interested in Participating		Total Freq	Total %
	Freq	%	Freq	%	Freq	%	Freq	%	Freq	%		
Large	60	48%	59	65%	93	48%	46	48%	151	29%	409	40%
Medium	46	37%	21	23%	68	35%	34	35%	228	44%	397	39%
Small	18	15%	11	12%	34	17%	16	17%	138	27%	217	21%
Grand Total	124	100%	91	100%	195	100%	96	100%	517	100%	1,023	100%

Figure 8: Responses by Library Size



Figures 9 and 10 illustrate responses by depository type.

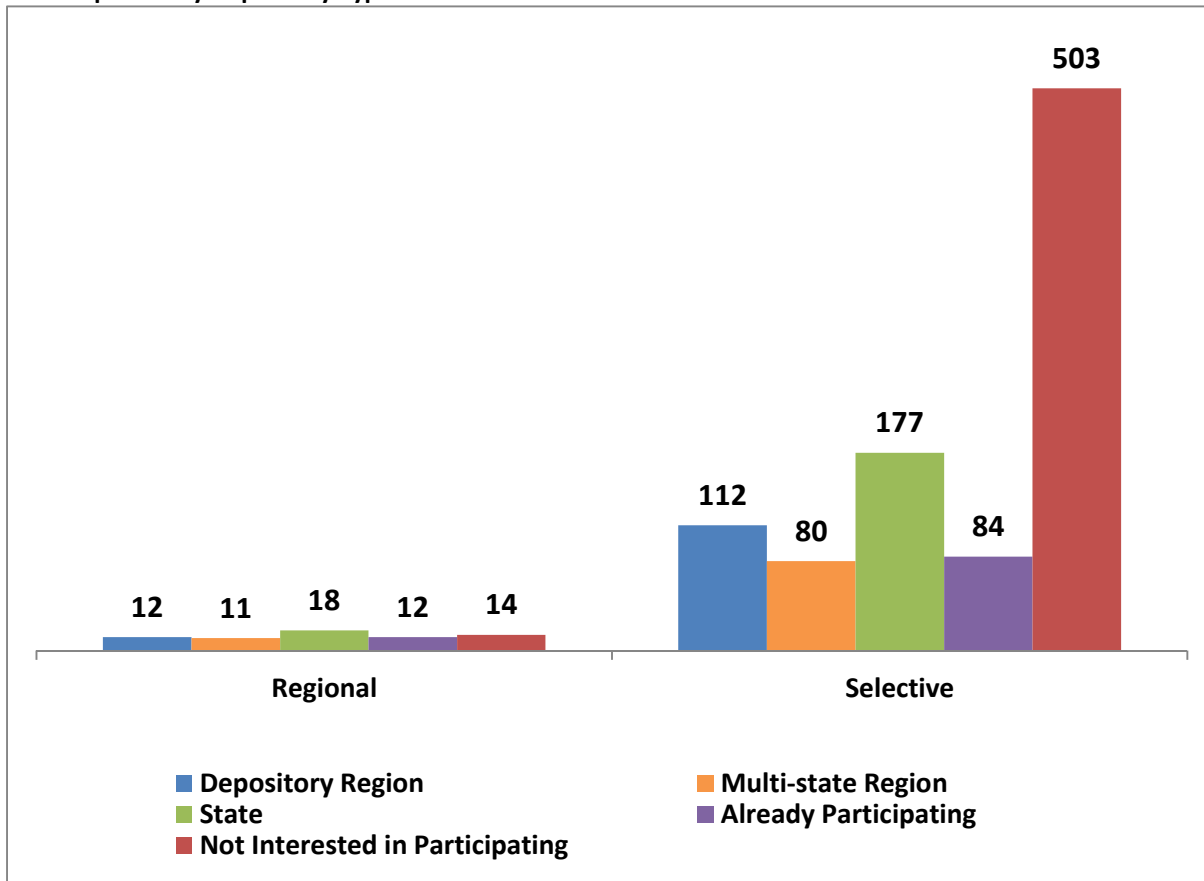
Among Regional Libraries, interest in shared housing agreements to distribute FDLP collections at the “State” level had the highest number of responses with 18. Among Selective Libraries, interest in shared housing agreements to distribute FDLP collections at the “State” level had the highest number of responses with 177, followed by “Depository Region” with 112.

Selective Libraries had a higher number of responses for “Already Participating” and “Not Interested in Participating” than Regional Libraries.

Figure 9: Responses by Depository Type

Depository Type	Depository Region		Multi-state Region		State		Already Participating		Not Interested in Participating		Total Freq	Total %
	Freq	%	Freq	%	Freq	%	Freq	%	Freq	%		
Regional	12	10%	11	12%	18	9%	12	13%	14	3%	67	7%
Selective	112	90%	80	88%	177	91%	84	88%	503	97%	956	93%
Grand Total	124	100%	91	100%	195	100%	96	100%	517	100%	1,023	100%

Figure 10: Responses by Depository Type



Figures 11, 12, and 13 illustrate responses cross-tabulated by depository type and library size.

Large Regional Libraries showed the most interest in shared housing agreements at the “State” level, which was the highest number of responses (17) compared to “Depository Region” (11) and Multi-state Region (10) responses. The one Medium Regional Library was interested in all three levels of shared housing agreements.

Of the responses that indicated interest in shared housing agreements, all Selective Library sizes had a higher number of “State” responses than “Depository Region” and “Multi-state Region responses.” In addition, Large and Medium Selective Libraries had the highest number of “Already Participating” responses (34), and Medium Libraries had the highest number of “Not Interested in Participating” (228) responses.

Figure 11: Responses by Depository Type and Library Size

Depository Type	Library Size	Depository Region		Multi-state Region		State		Already Participating		Not Interested in Participating		Total Freq	Total %
		Freq	%	Freq	%	Freq	%	Freq	%	Freq	%		
Regional	Large	11	9%	10	11%	17	9%	12	13%	14	3%	64	6%
	Medium	1	1%	1	1%	1	1%	0	0%	0	0%	3	0%
Regional Total		12	10%	11	12%	18	9%	12	13%	14	3%	67	7%
Selective	Large	49	40%	49	54%	76	39%	34	35%	137	26%	345	34%
	Medium	45	36%	20	22%	67	34%	34	35%	228	44%	394	39%
	Small	18	15%	11	12%	34	17%	16	17%	138	27%	217	21%
Selective Total		112	90%	80	88%	177	91%	84	88%	503	97%	956	93%
Grand Total		124	100%	91	100%	195	100%	96	100%	517	100%	1,023	100%

Figure 12: All Regional Library Responses by Library Size

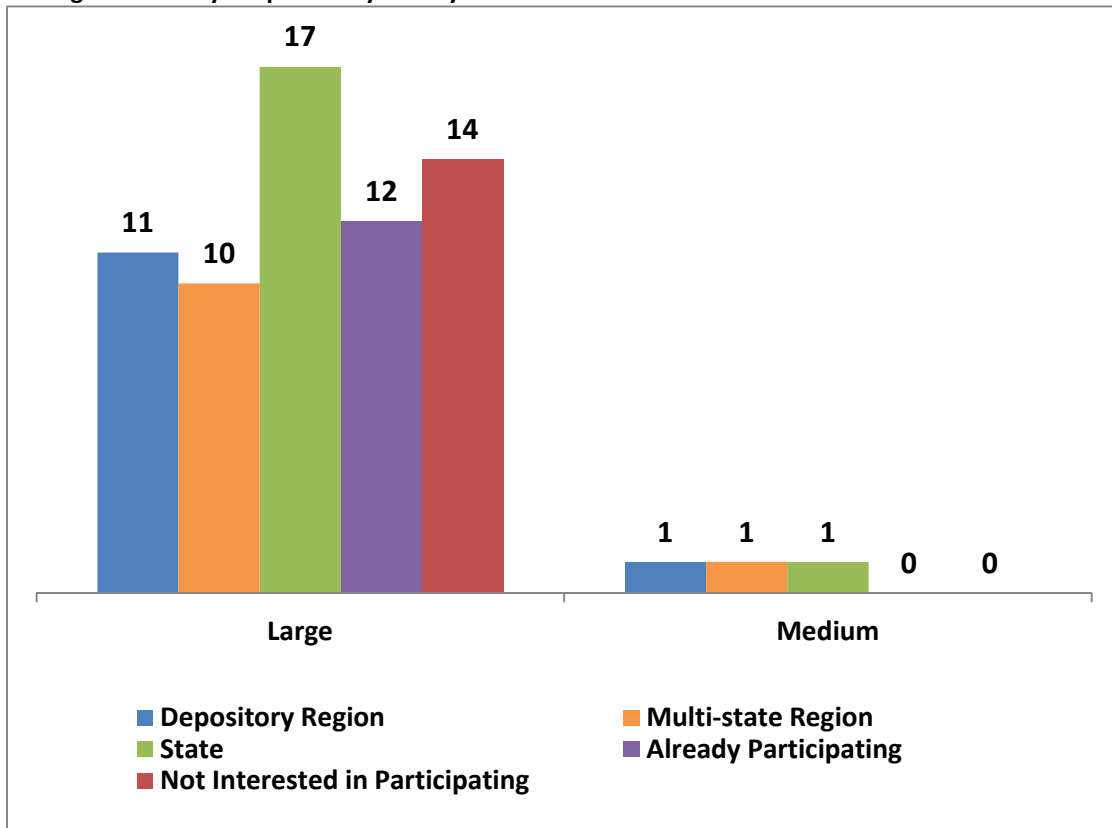
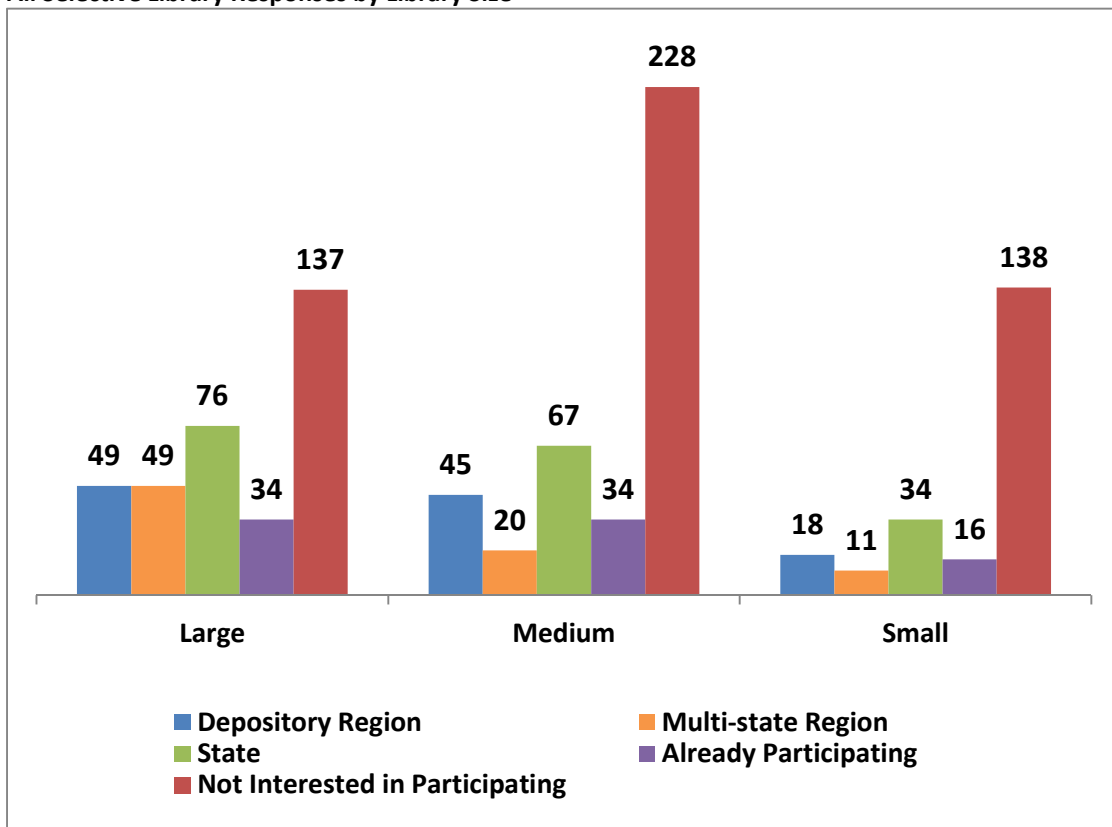


Figure 13: All Selective Library Responses by Library Size



Figures 14, 15, 16, and 17 illustrate responses cross-tabulated by depository type and library type.

Of the responses that indicated interest in shared housing agreements among Regional Libraries, Academic General Libraries and State Libraries had the most responses for “State.” Of the responses that indicated interest in shared housing agreements among Selective Libraries, Academic General Libraries had the highest number of responses for all three levels of shared housing agreements followed by Academic, Law Libraries for “Depository Region” and “State” and Public Libraries for “Multi-state Region.”

Figure 14: Responses by Depository Type and Library Type

Depository Type	Library Type	Depository Region		Multi-state Region		State		Already Participating		Not Interested in Participating		Total Freq	Total %
		Freq	%	Freq	%	Freq	%	Freq	%	Freq	%		
Regional	Academic General	10	8%	10	11%	14	7%	9	9%	6	1%	49	5%
	Public Library	0	0%	0	0%	0	0%	0	0%	2	0%	2	0%
	State Library	2	2%	1	1%	4	2%	3	3%	6	1%	16	2%
Regional Total		12	10%	11	12%	18	9%	12	13%	14	3%	67	7%
Selective	Academic General	77	62%	60	66%	134	69%	48	50%	240	46%	559	55%
	Academic, Community College	3	2%	4	4%	3	2%	4	4%	27	5%	41	4%
	Academic, Law Library	14	11%	5	5%	15	8%	14	15%	80	15%	128	13%
	Federal Agency Library	1	1%	1	1%	0	0%	1	1%	15	3%	18	2%
	Federal Court Library	0	0%	0	0%	0	0%	0	0%	6	1%	6	1%
	Highest State Court Library	1	1%	0	0%	3	2%	3	3%	20	4%	27	3%
	Public Library	9	7%	6	7%	13	7%	13	14%	90	17%	131	13%
	Service Academy	0	0%	0	0%	1	1%	0	0%	1	0%	2	0%
	Special Library	3	2%	2	2%	3	2%	0	0%	5	1%	13	1%
	State Library	4	3%	2	2%	5	3%	1	1%	19	4%	31	3%
Selective Total		112	90%	80	88%	177	91%	84	88%	503	97%	956	93%
Grand Total		124	100%	91	100%	195	100%	96	100%	517	100%	1,023	100%

Figure 15: All Regional Library Responses by Library Type

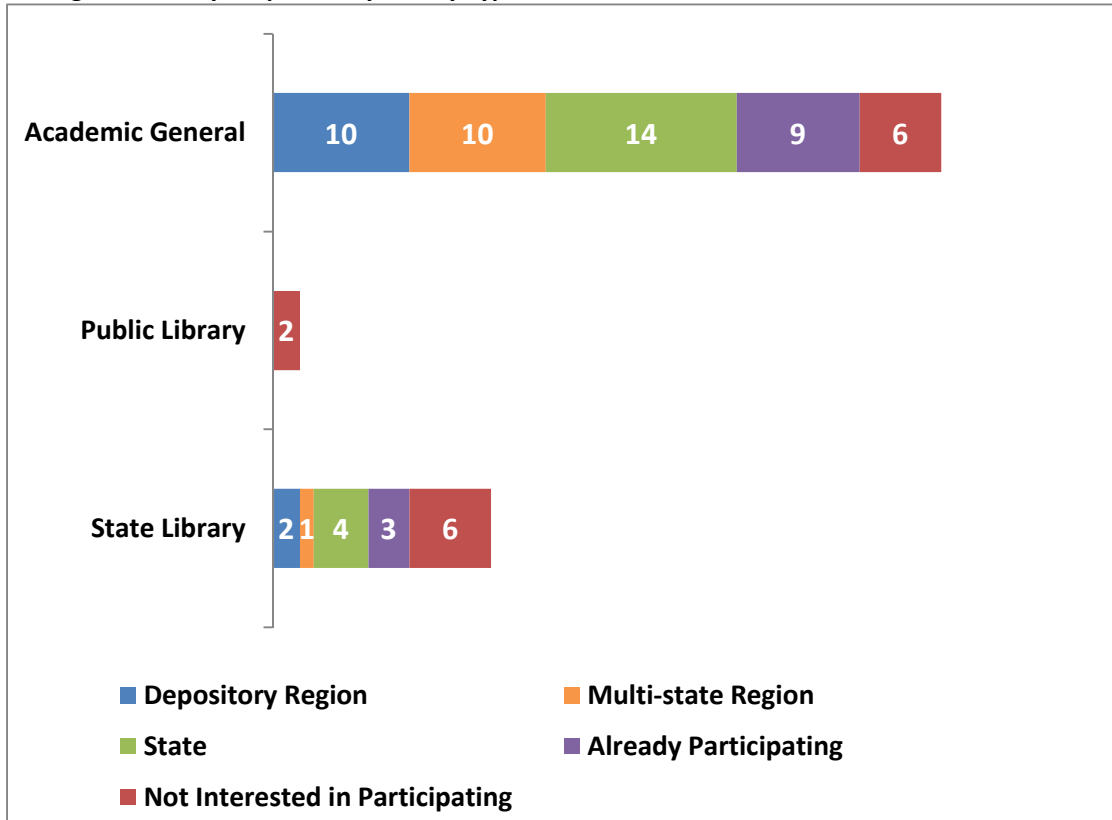


Figure 16: Responses for Selective Academic General Libraries

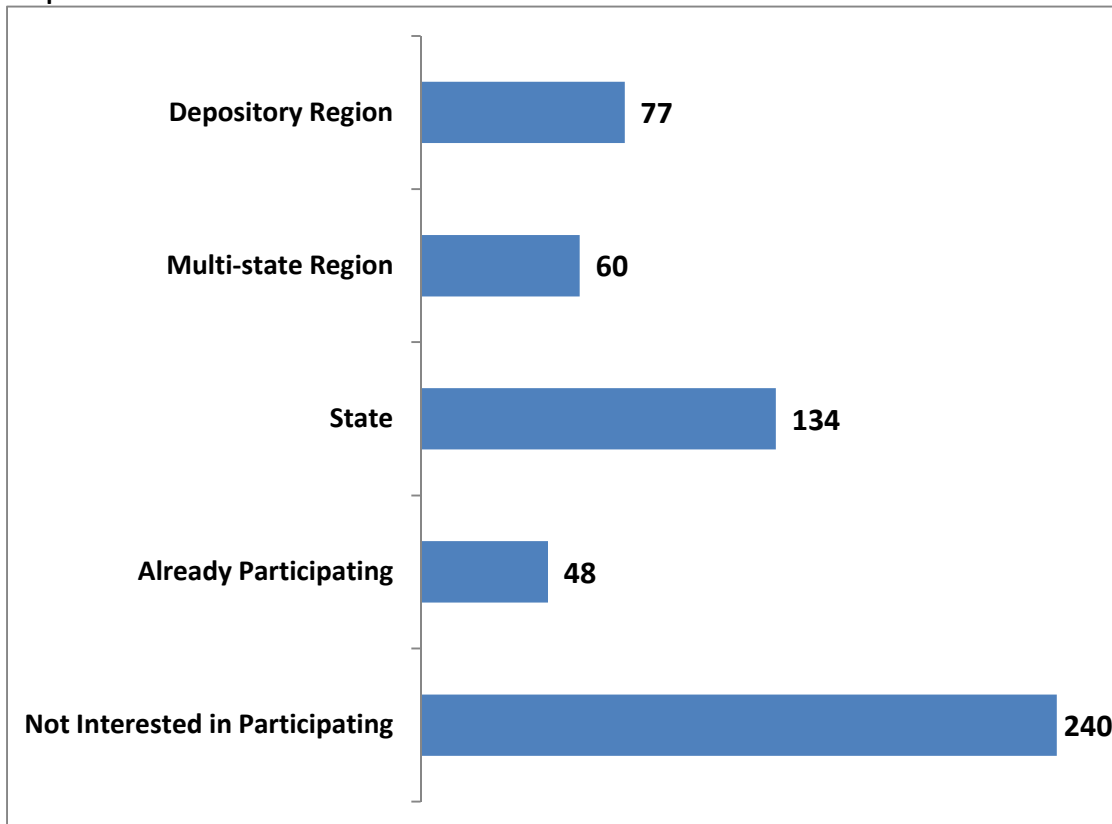


Figure 17: Interested in or Already Participating in Shared Housing Agreements Responses for Selective Libraries by All Library Types Other than Academic General Libraries

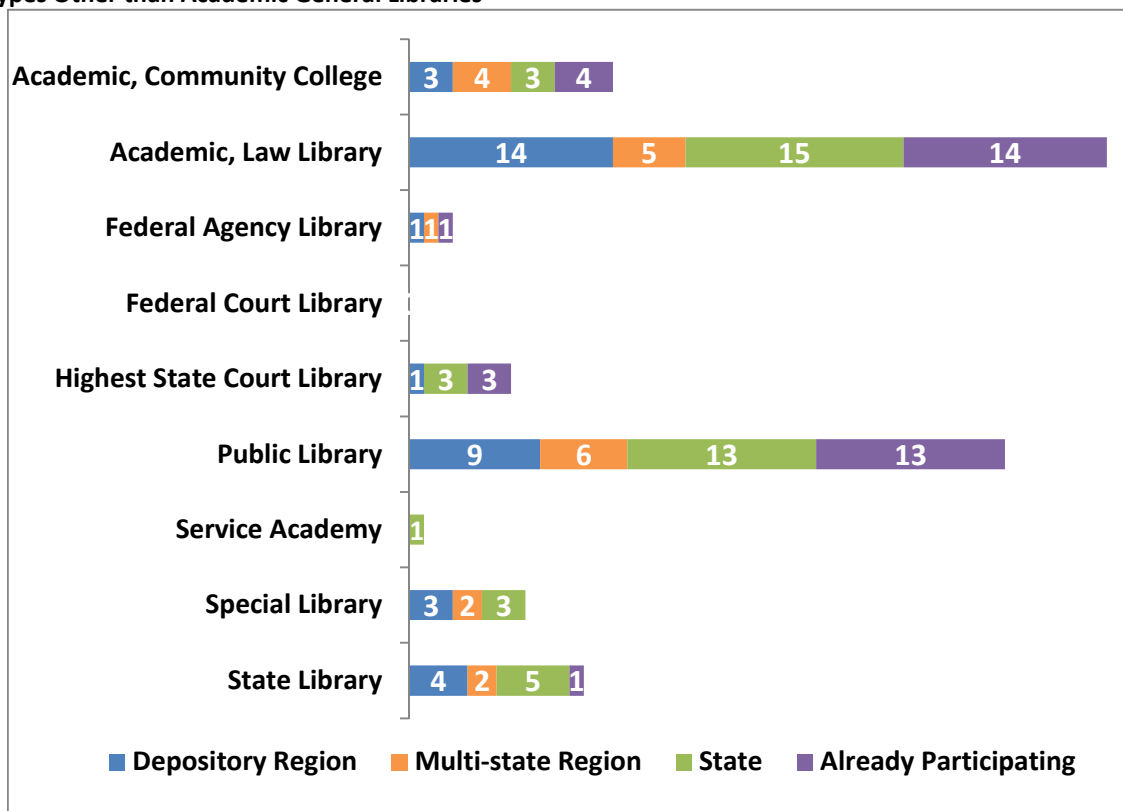


Figure 18: Not Interested in Participating Responses for Selective Libraries by All Library Types Other Than Academic General Libraries

