



FDLP Forecast Study Data Report

Library Forecast Question 12

JULY 17, 2013

Question 12 of the Library Forecast Questionnaire asked depository libraries: “In your library, is digital government information available through FDsys an important source for federal digital government information?” This report documents the data gathered from this question. Please note: totals may not always equal 100% due to rounding.

The data report, [Overall High-Level Quantitative Data for Library Forecast Questionnaires](#), is available for viewing.

The results are presented by:

- Library Type
 - Academic General
 - Academic, Community College
 - Academic, Law Library
 - Federal Agency Library
 - Federal Court Library
 - Highest State Court Library
 - Public Library
 - Service Academy
 - Special Library
 - State Library
- Library Size
 - Large = > 1,000,000 volumes
 - Medium = 250,000 – 1,000,000 volumes
 - Small = < 250,000 volumes
- Depository Type
 - Regional
 - Selective
- Cross-tabulated by Library Size and Depository Type
- Cross-tabulated by Library Type and Depository Type

PRESENTATION OF QUANTITATIVE RESULTS

Question 12 asked, “In your library, is digital government information available through FDsys an important source for federal digital government information?” The response options were:

- 1) yes
 - 2) no
- Please elaborate

Of the 802 respondents to Library Forecast Question 12, 709 (88%) responded “yes” while 93 (12%) responded “no.”

Figure 1: Overall Yes/No Response Rate

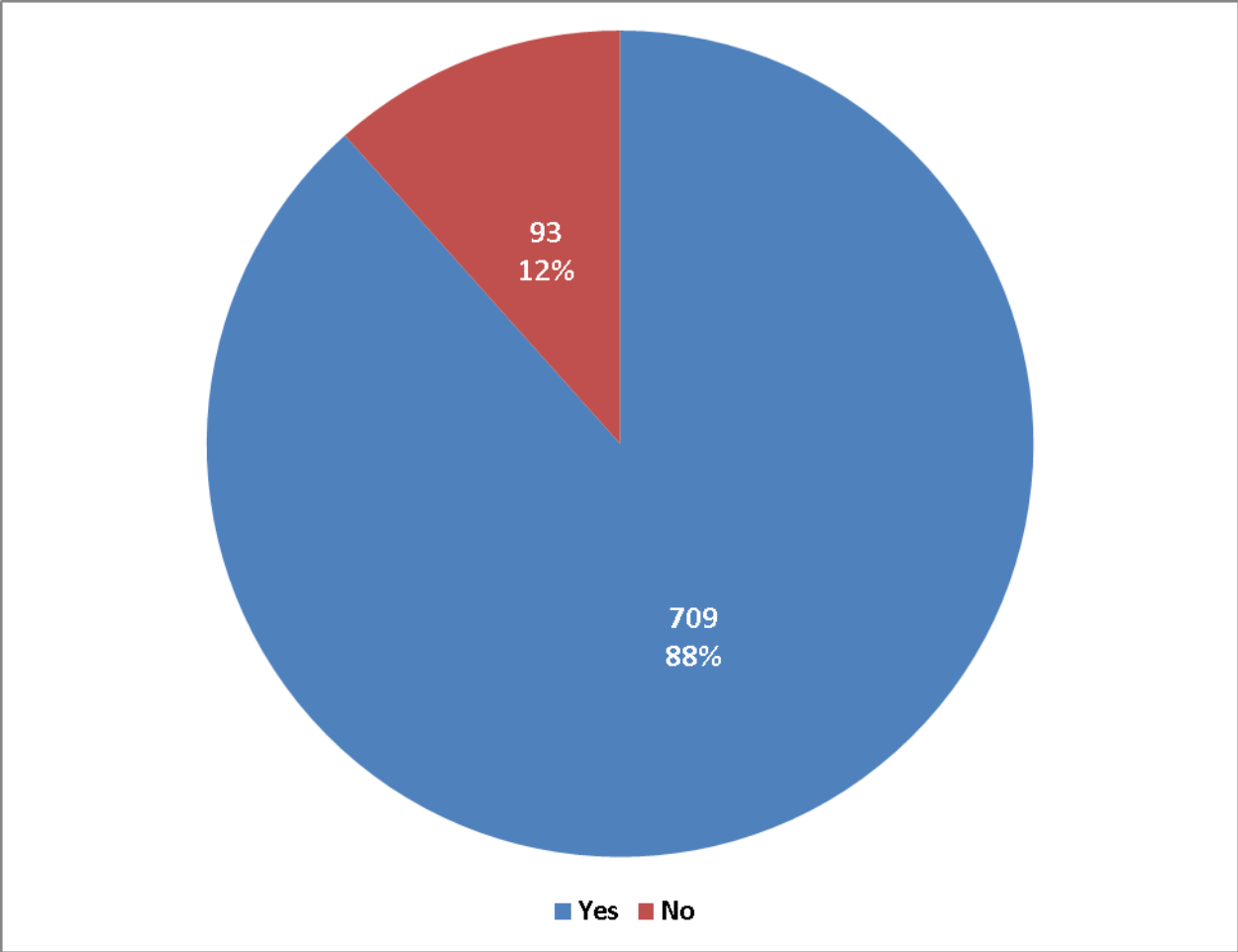


Figure 2 illustrates response rates by library type for all 802 respondents.

Federal Court Libraries and Service Academies had the highest “yes” response rate (100%), followed by Academic, Law Libraries (93%) and Academic General Libraries (91%).

Figure 2: Yes/No Response Rate by Library Type

Library Type	Yes		No		Total Freq	Total %
	Freq	%	Freq	%		
Academic General	404	91%	41	9%	445	100%
Academic, Community College	29	85%	5	15%	34	100%
Academic, Law Library	101	93%	8	7%	109	100%
Federal Agency Library	15	83%	3	17%	18	100%
Federal Court Library	6	100%	0	0%	6	100%
Highest State Court Library	22	85%	4	15%	26	100%
Public Library	90	78%	26	22%	116	100%
Service Academy	2	100%	0	0%	2	100%
Special Library	7	88%	1	13%	8	100%
State Library	33	87%	5	13%	38	100%
Grand Total	709	88%	93	12%	802	100%

Figure 3 illustrates “yes” responses by library type for all 802 respondents.

Academic General Libraries had the highest number of “yes” responses, with 404, followed by Academic, Law Libraries with 101, and Public Libraries with 90.

Figure 3: Yes Responses by Library Type

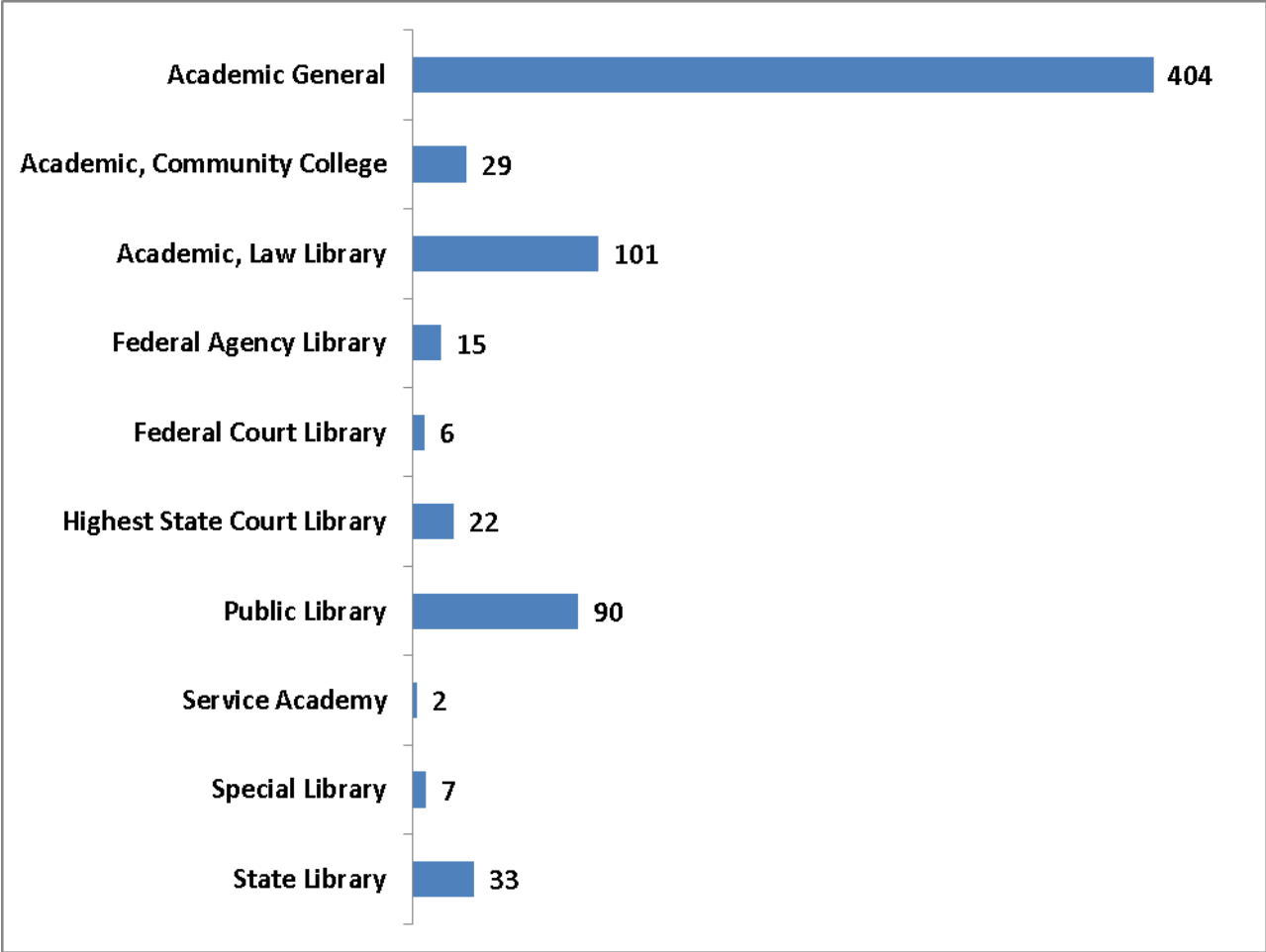


Figure 4 illustrates response rates by library size for all 802 respondents.

Medium Libraries had the highest “yes” response rate (90%), with 301 of the 336 total Medium Libraries.

Figure 4: Yes/No Response Rate by Library Size

Library Size	Yes		No		Total Freq	Total %
	Freq	%	Freq	%		
Large	250	88%	33	12%	283	100%
Medium	301	90%	35	10%	336	100%
Small	158	86%	25	14%	183	100%
Grand Total	709	88%	93	12%	802	100%

Figure 5 illustrates “yes” responses by library size for all 802 respondents.

Medium Libraries had the highest number of total “yes” responses (301 out of 709 responses).

Figure 5: Yes Responses by Library Size

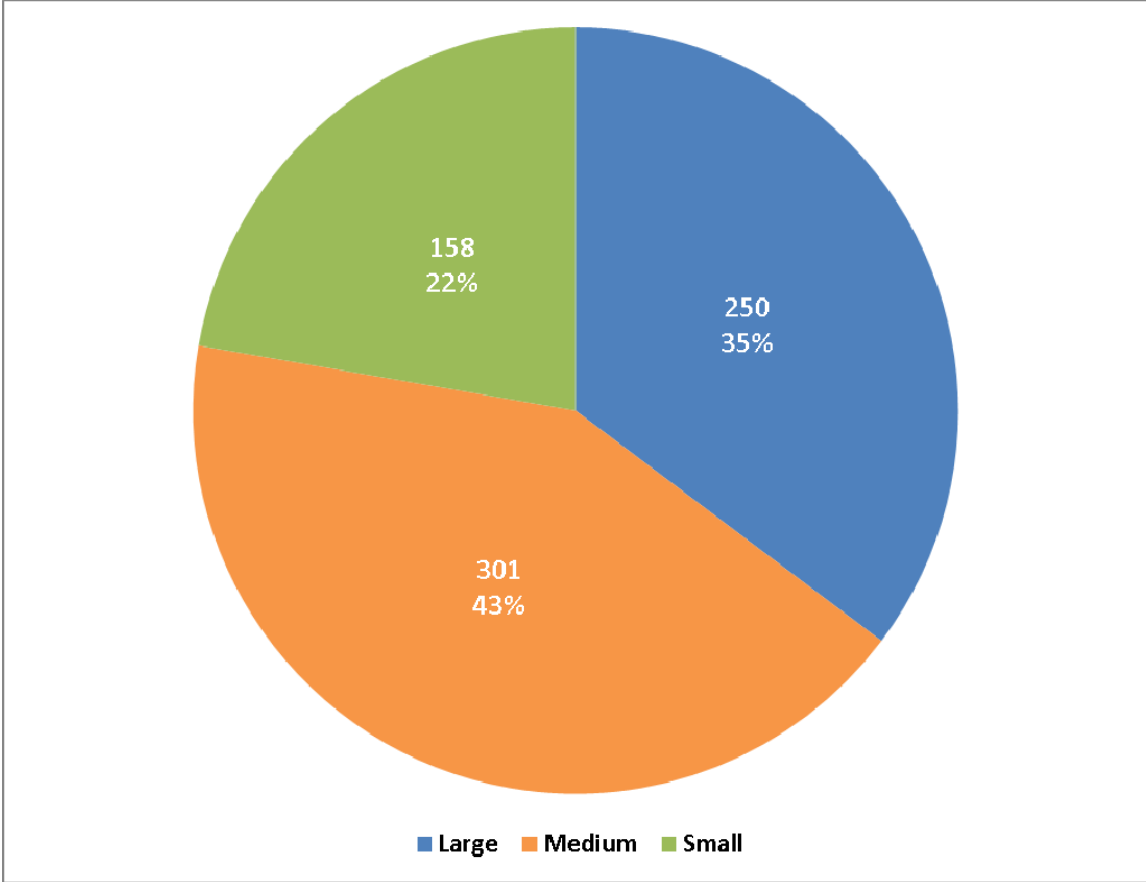


Figure 6 illustrates response rates by depository type for all 802 respondents.

Regional Libraries had a higher “yes” response rate (90%) than Selective Libraries (88%).

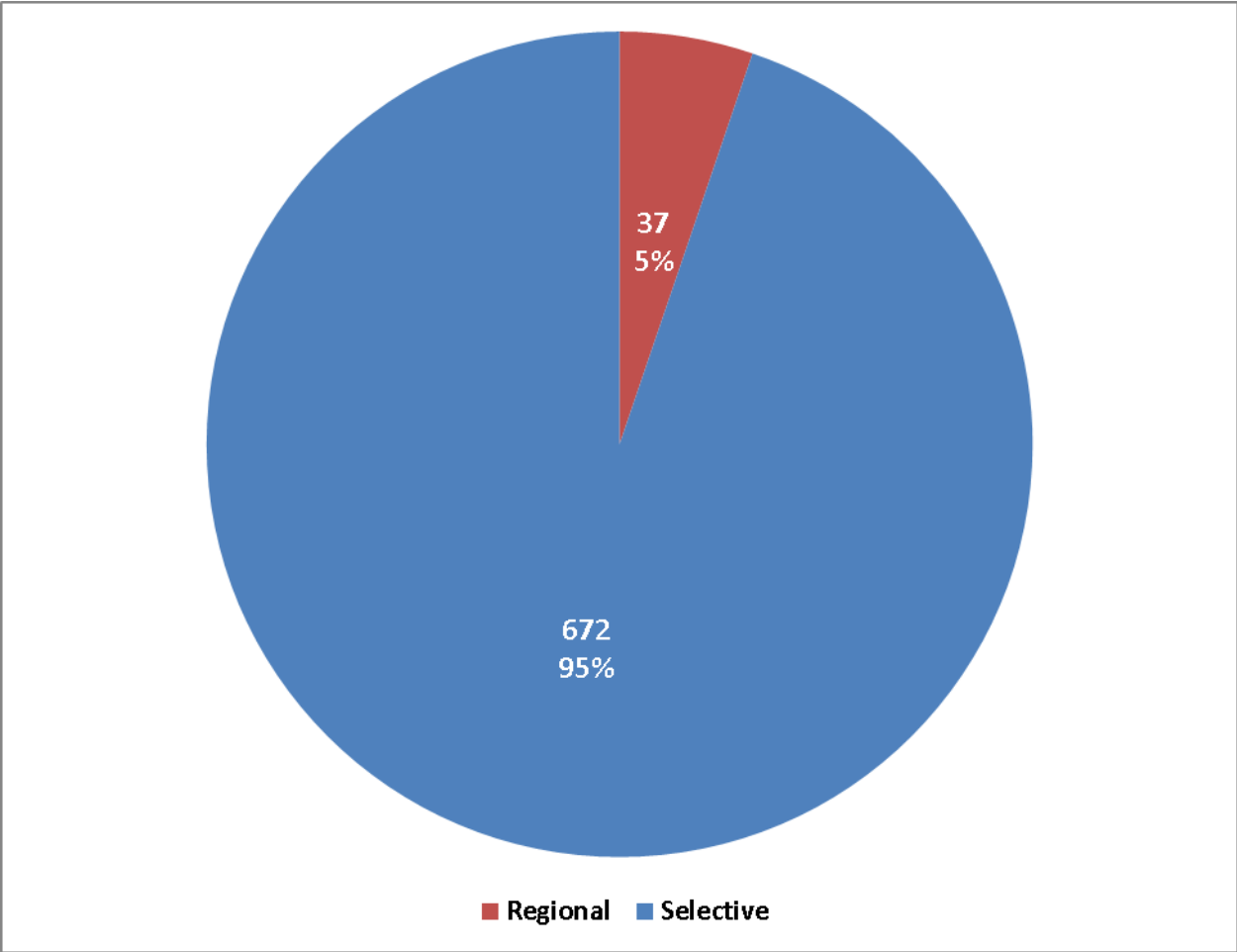
Figure 6: Yes/No Response Rate by Depository Type

Depository Type	Yes		No		Total Freq	Total %
	Freq	%	Freq	%		
Regional	37	90%	4	10%	41	100%
Selective	672	88%	89	12%	761	100%
Grand Total	709	88%	93	12%	802	100%

Figure 7 illustrates “yes” responses by depository type for all 802 respondents.

Selective Libraries had a higher number of total “yes” responses (672 of 709 responses).

Figure 7: Yes Responses by Depository Type



Figures 8, 9, and 10 illustrate “yes” responses cross-tabulated by depository type and library size for all 802 respondents.

36 of 40 Large Regional Libraries responded “yes” to Question 12. In addition, the one Medium Regional Library also responded “yes.”

214 of 243 Large Selective Libraries responded “yes,” 300 of 335 Medium Selective Libraries responded “yes,” and 158 of 183 Small Selective Libraries responded “yes.”

Figure 8: Yes/No Response Rate by Depository Type and Library Size

Depository Type	Library Size	Yes		No		Total Freq	Total %
		Freq	%	Freq	%		
Regional	Large	36	90%	4	10%	40	100%
	Medium	1	100%	0	0%	1	100%
Regional Total		37	90%	4	10%	41	100%
Selective	Large	214	88%	29	12%	243	100%
	Medium	300	90%	35	10%	335	100%
	Small	158	86%	25	14%	183	100%
Selective Total		672	88%	89	12%	761	100%
Grand Total		709	88%	93	12%	802	100%

Figure 9: Regional Yes Responses by Library Size

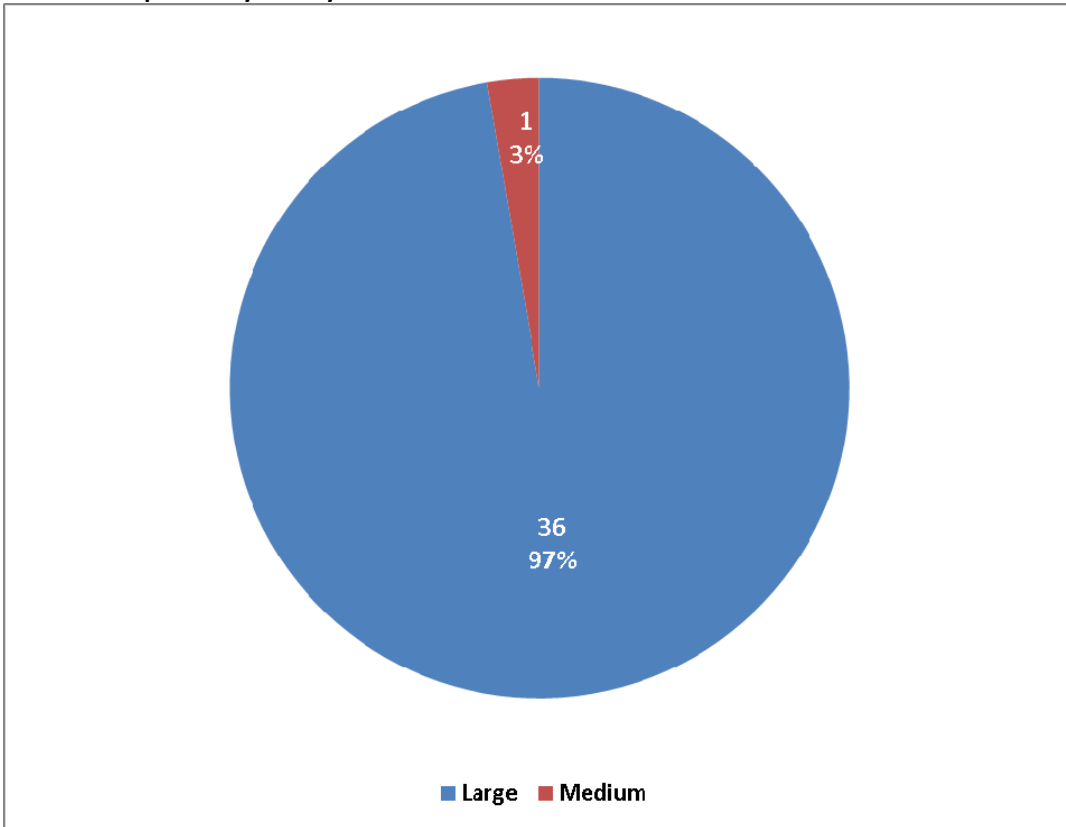


Figure 10: Selective Yes Responses by Library Size

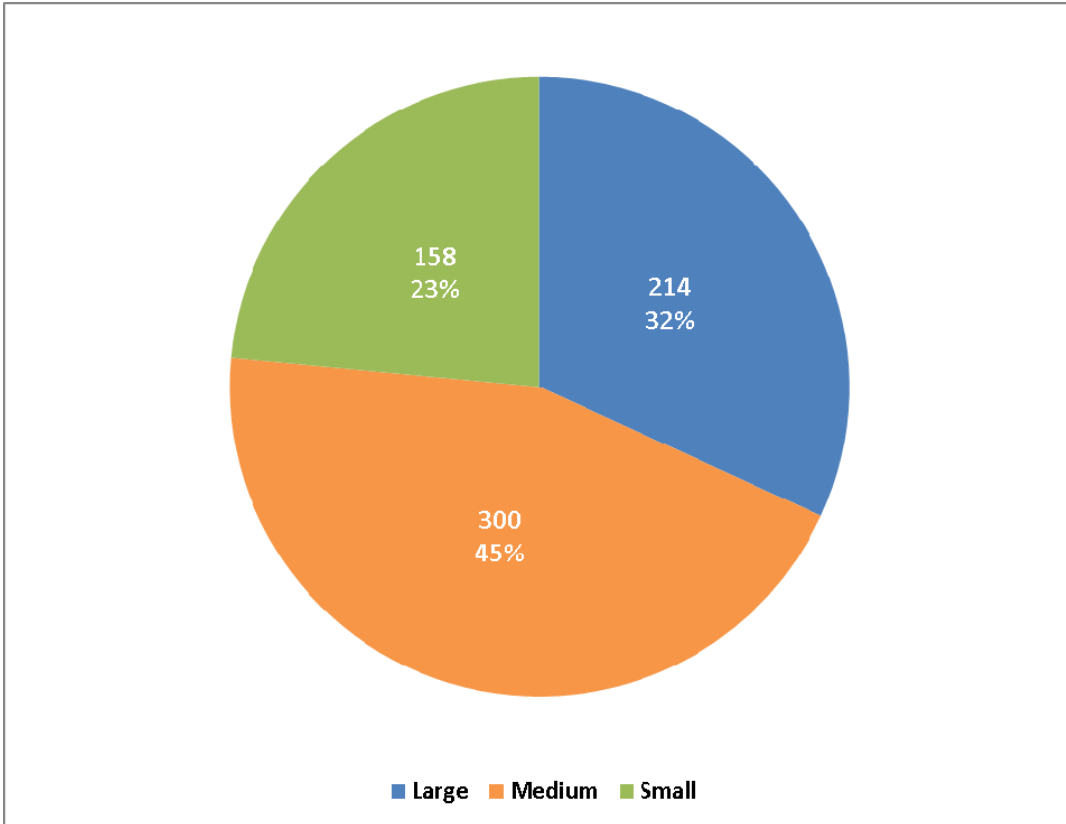


Figure 11 illustrates response rates cross-tabulated by depository type and library type for all 802 respondents.

Of Regional Libraries, both Public Libraries and State Libraries had a “yes” rate of 100%.

Of Selective Libraries, Federal Court Libraries (100%); Service Academies (100%); Academic, Law Libraries (93%); and Academic General Libraries (91%) had the highest rate of “yes” responses.

Figure 11: Yes/No Response Rate by Depository Type and Library Type

Depository Type	Library Type	Yes		No		Total Freq	Total %
		Freq	%	Freq	%		
Regional	Academic General	22	85%	4	15%	26	100%
	Public Library	2	100%	0	0%	2	100%
	State Library	13	100%	0	0%	13	100%
Regional Total		37	90%	4	10%	41	100%
Selective	Academic General	382	91%	37	9%	419	100%
	Academic, Community College	29	85%	5	15%	34	100%
	Academic, Law Library	101	93%	8	7%	109	100%
	Federal Agency Library	15	83%	3	17%	18	100%
	Federal Court Library	6	100%	0	0%	6	100%
	Highest State Court Library	22	85%	4	15%	26	100%
	Public Library	88	77%	26	23%	114	100%
	Service Academy	2	100%	0	0%	2	100%
	Special Library	7	88%	1	13%	8	100%
	State Library	20	80%	5	20%	25	100%
Selective Total		672	88%	89	12%	761	100%
Grand Total		709	88%	93	12%	802	100%

Figures 12 and 13 illustrate number of “yes” responses cross-tabulated by depository type and library type.

Among Regional libraries, Academic General Libraries had the highest number of “yes” responses with 22, followed by State Libraries with 13. Among Selective Libraries, Academic General Libraries had the highest number of “yes” responses with 382, followed by Academic, Law Libraries with 101, and Public Libraries with 88.

Figure 12: Regional Yes Responses by Library Type

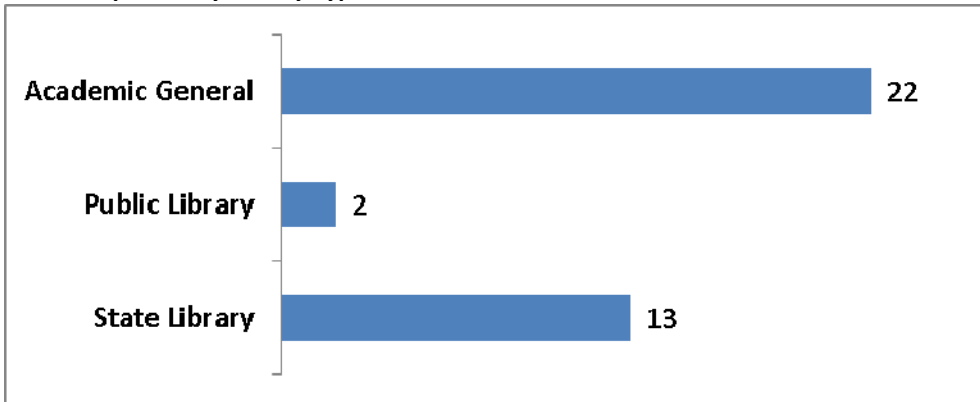
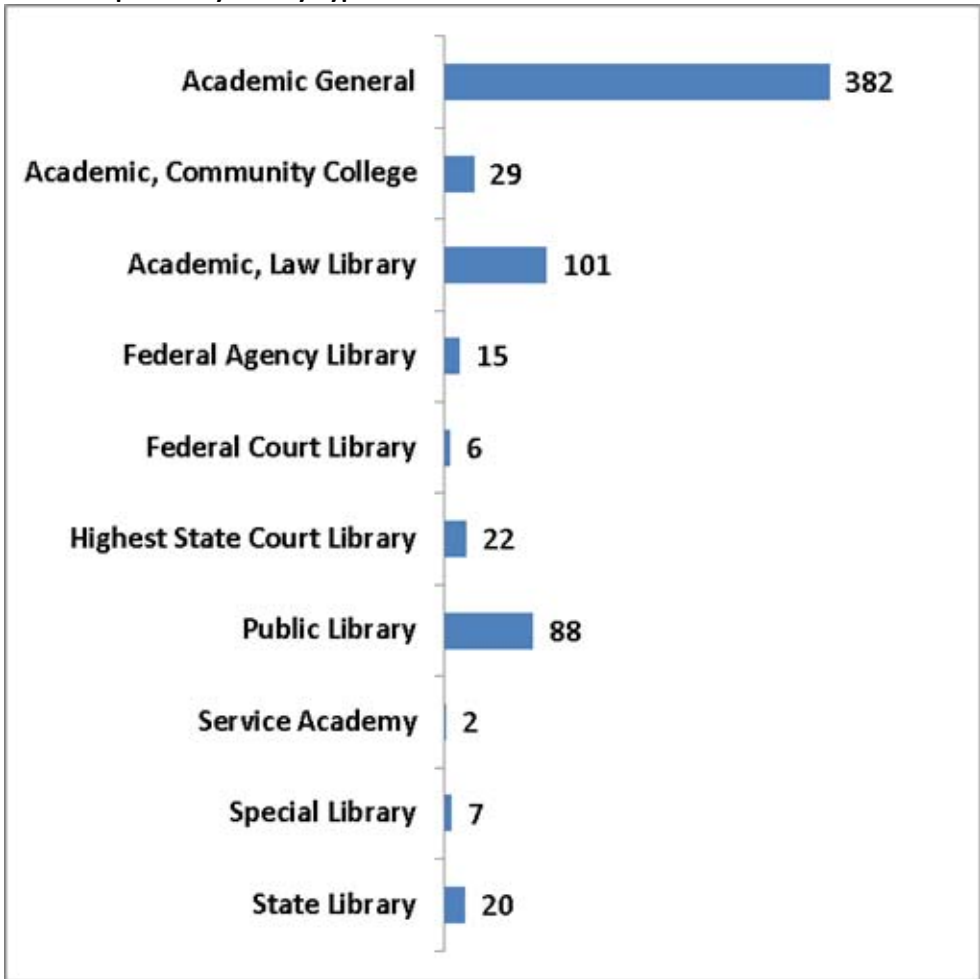


Figure 13: Selective Yes Responses by Library Type



PRESENTATION OF QUALITATIVE RESULTS

471 libraries elaborated on their responses. Respondents were not limited to the number of elaborations they could provide. The following figures depict the results of the qualitative analysis, and the findings of the individual open-ended responses.

Individual open-ended responses totaled 688 observations (individual elaborations). Observations were grouped into four over-arching categories for reporting purposes:

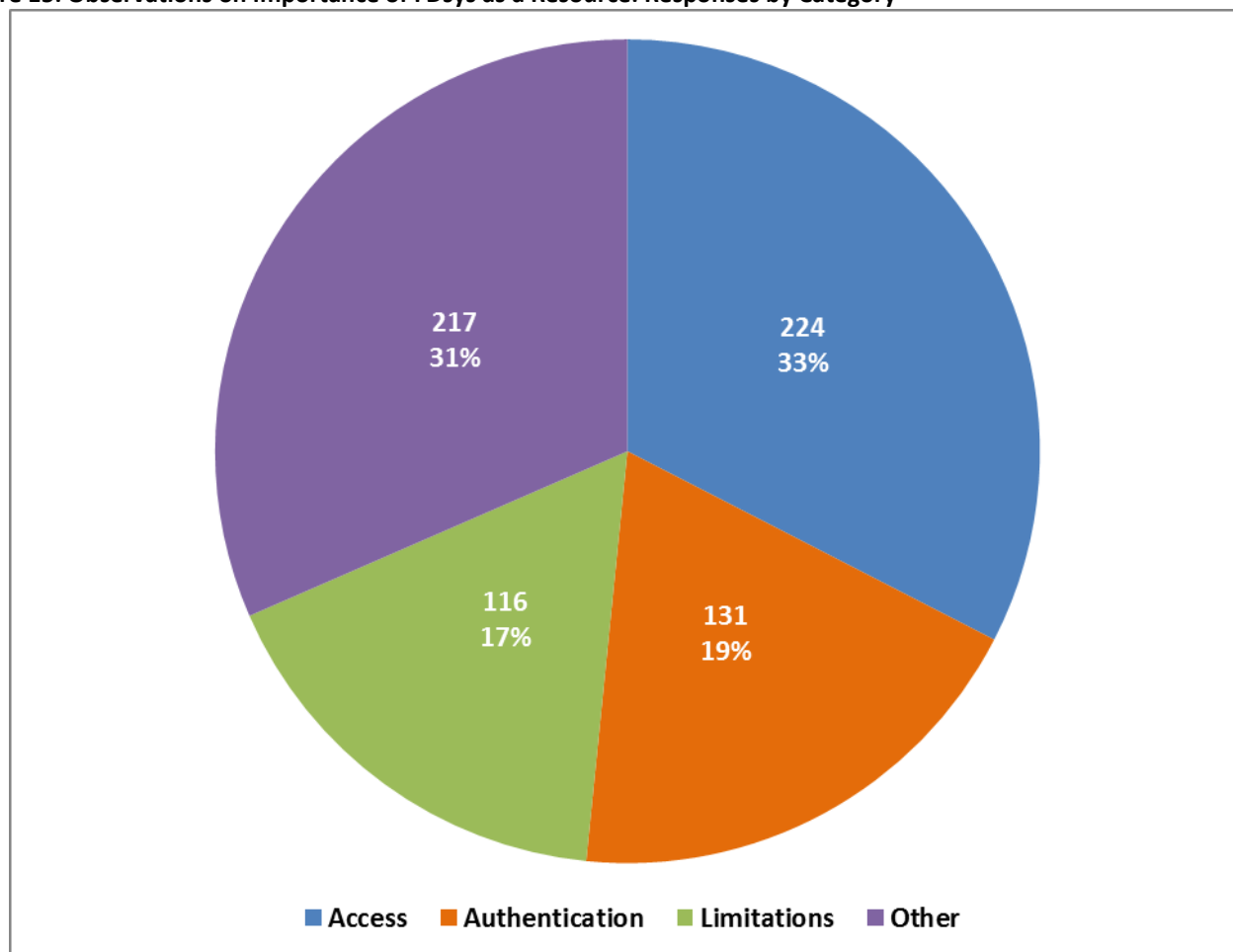
1. **Access** refers to responses which indicated themes addressing user experiences while relating to and using FDsys. Examples of responses include: easy to navigate, central source or 1st search site for government information, and search capabilities.
2. **Authentication** refers to responses which indicated themes addressing the credibility of content found within FDsys. Examples of responses include: reliable trustworthy digital copy/platform, authentication/digitally signed content/authoritative, and used for special collections.
3. **Limitations** refers to responses which indicated themes identifying drawbacks to their FDsys experience. Examples of responses include: insufficient content; undesirable search capabilities/results; and FDsys worse than/used less than other similar resources.
4. **Other** refers either to responses that did not specifically relate to the question or to responses that could not be included in the major categories above.

Of the total number of observations reported by respondents, 33% reported Access, 19% reported Authentication, 17% reported Limitations, and 32% reported Other.

Figure 14: Observations on Importance of FDsys as a Resource: Responses by Category

	Access		Authentication		Limitations		Other		Total Freq	Total %
	Freq	%	Freq	%	Freq	%	Freq	%		
Total	224	33%	131	19%	116	17%	217	32%	688	100%

Figure 15: Observations on Importance of FDsys as a Resource: Responses by Category



For the purpose of focusing on specific observations about FDsys as an important source for federal digital government information, the “Other” responses have been removed from the following data figures, which have reduced the number of observations to 471.

Figures 16 and 17 illustrate the observations on the importance of FDsys as a resource by library type.

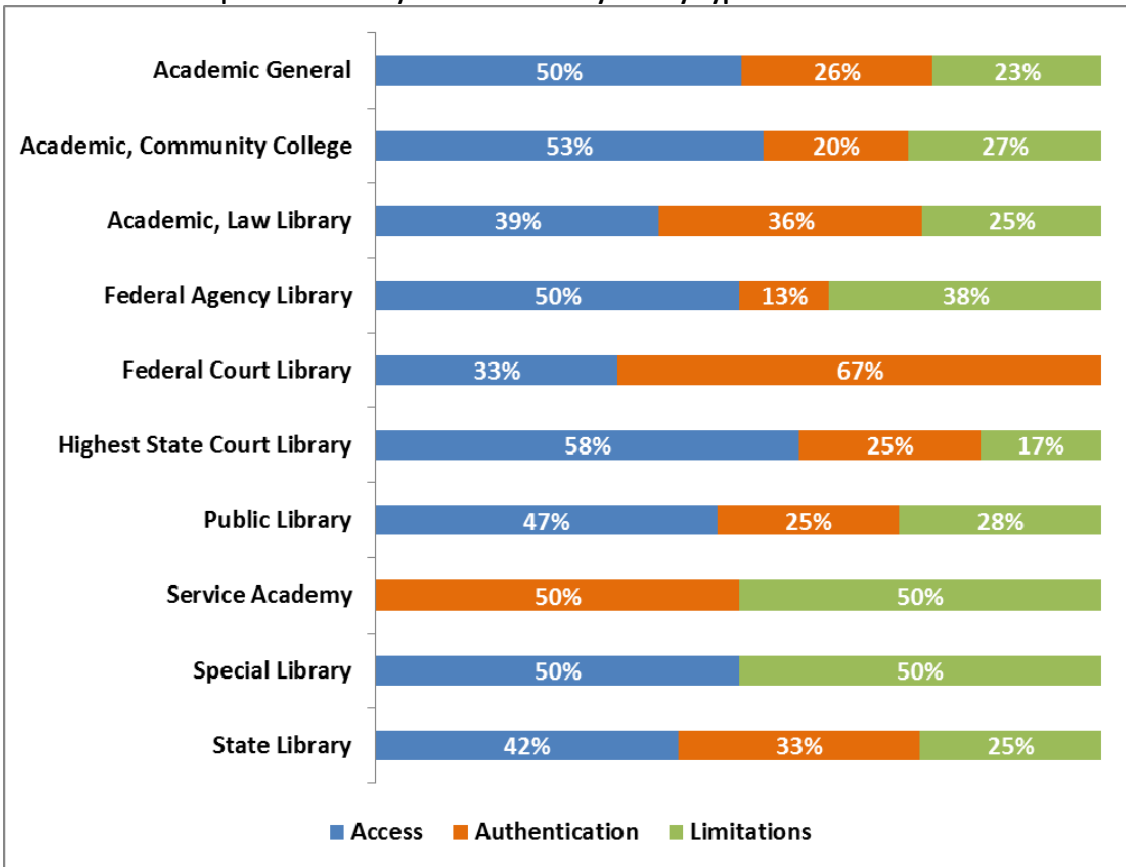
As reflected in the data:

- Academic General Libraries; Academic, Community College Libraries; Academic, Law Libraries; Federal Agency Libraries; Highest State Court Libraries; Public Libraries; and State Libraries most often made Access observations.
- Federal Court Libraries most often made Authentication observations.
- Service Academies equally made Authentication and Limitations observations.
- Special Libraries equally made Access and Limitations observations.

Figure 16: Observations on Importance of FDsys as a Resource by Library Type

Library Type	Access		Authentication		Limitations		Total Freq	Total %
	Freq	%	Freq	%	Freq	%		
Academic General	130	50%	68	26%	60	23%	258	100%
Academic, Community College	8	53%	3	20%	4	27%	15	100%
Academic, Law Library	30	39%	28	36%	19	25%	77	100%
Federal Agency Library	4	50%	1	13%	3	38%	8	100%
Federal Court Library	1	33%	2	67%	0	0%	3	100%
Highest State Court Library	7	58%	3	25%	2	17%	12	100%
Public Library	32	47%	17	25%	19	28%	68	100%
Service Academy	0	0%	1	50%	1	50%	2	100%
Special Library	2	50%	0	0%	2	50%	4	100%
State Library	10	42%	8	33%	6	25%	24	100%
Grand Total	224	48%	131	28%	116	25%	471	100%

Figure 17: Observations on Importance of FDsys as a Resource by Library Type



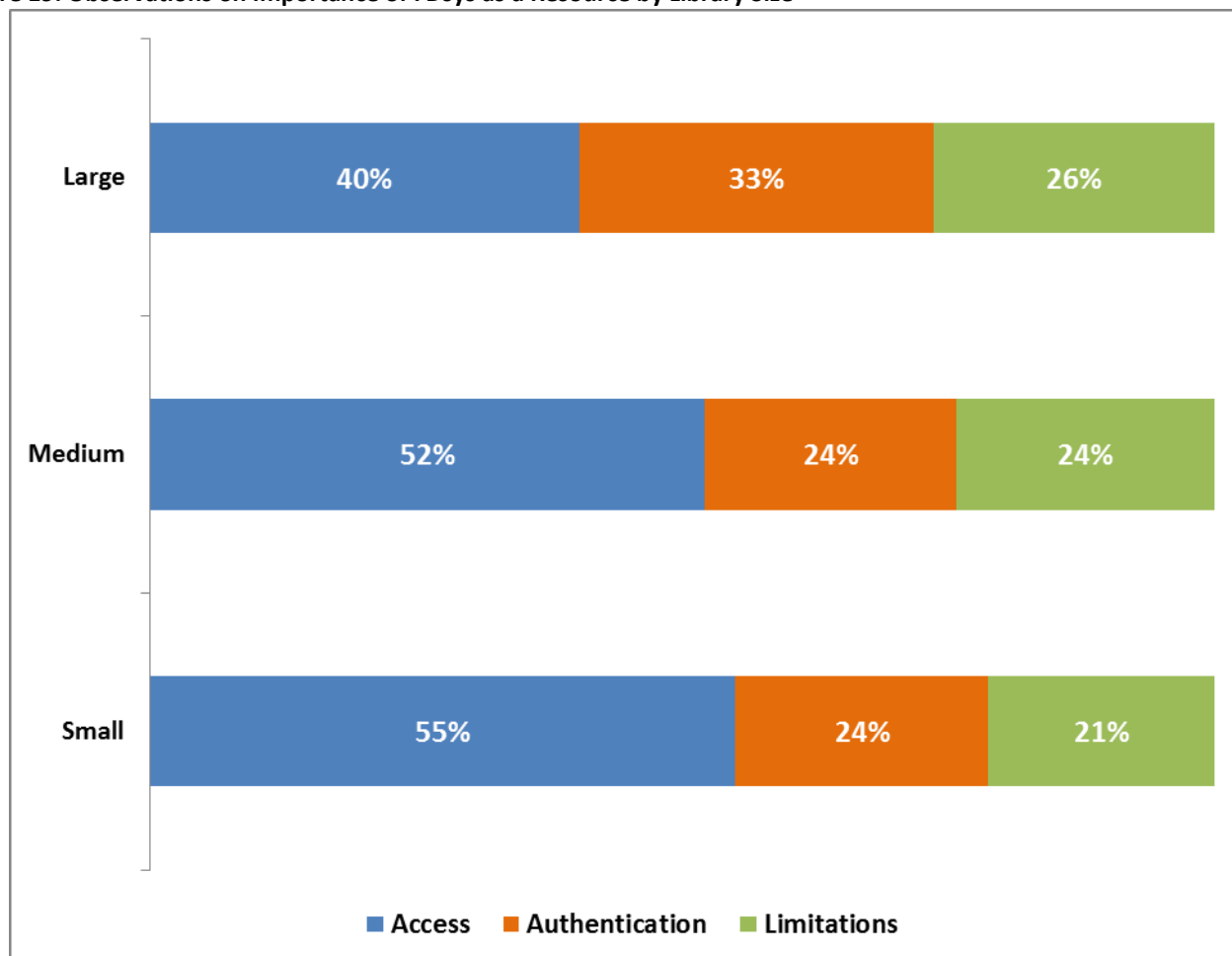
Figures 18 and 19 illustrate observations on the importance of FDsys as a resource by library size.

All library sizes had a higher frequency of Access observations (81, 40%; 99, 52%; 44, 55%)

Figure 18: Observations on Importance of FDsys as a Resource by Library Size

Library Size	Access		Authentication		Limitations		Total Freq	Total %
	Freq	%	Freq	%	Freq	%		
Large	81	40%	67	33%	53	26%	201	100%
Medium	99	52%	45	24%	46	24%	190	100%
Small	44	55%	19	24%	17	21%	80	100%
Grand Total	224	48%	131	28%	116	25%	471	100%

Figure 19: Observations on Importance of FDsys as a Resource by Library Size



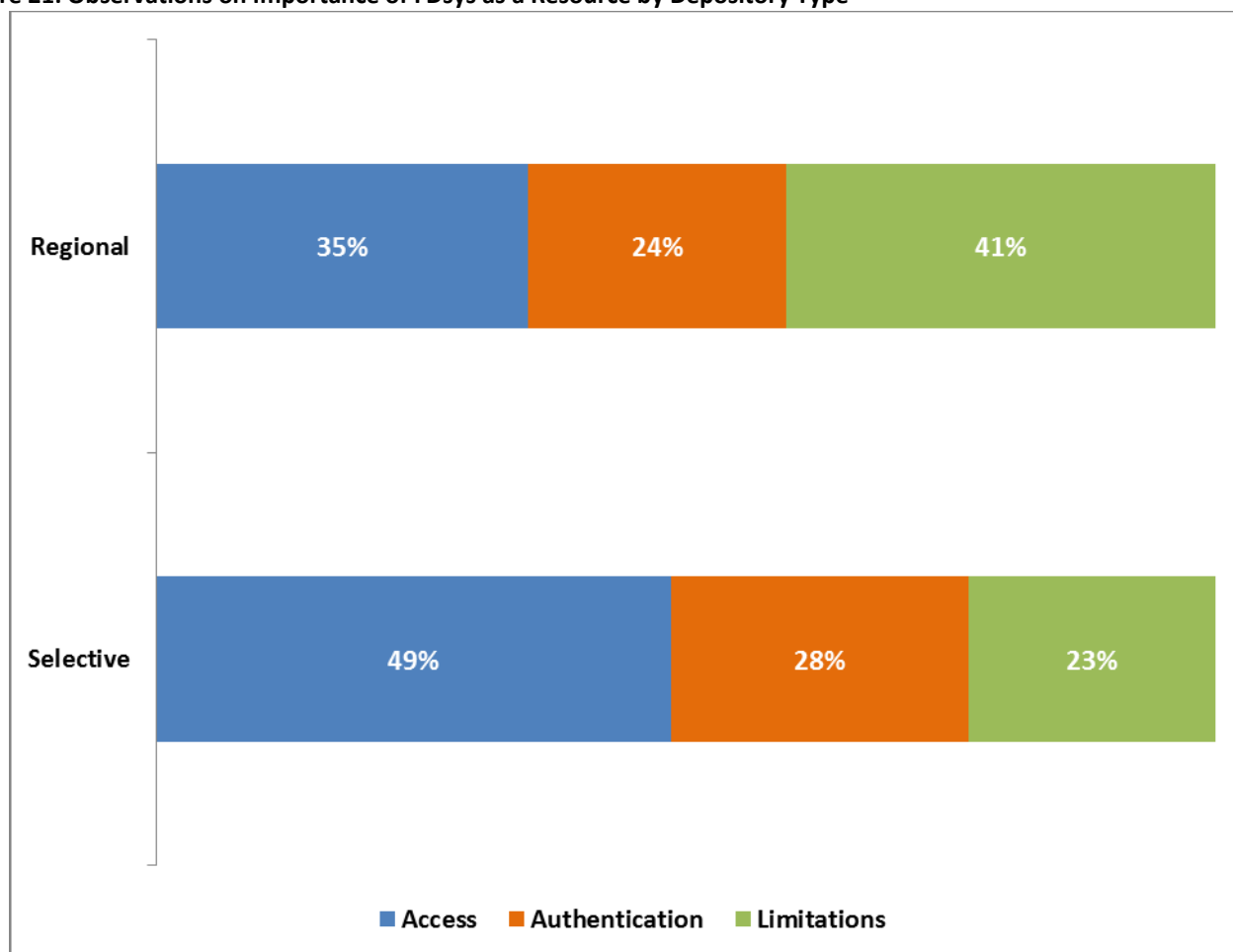
Figures 20 and 21 illustrate observations on the importance of FDsys as a resource by depository type.

In examining the results by depository type, Regional Libraries had a high frequency of Limitations observations (15, 41%) while Selective Libraries had a high frequency of Access observations (211, 49%).

Figure 20: Observations on Importance of FDsys as a Resource by Depository Type

Depository Type	Access		Authentication		Limitations		Total Freq	Total %
	Freq	%	Freq	%	Freq	%		
Regional	13	35%	9	24%	15	41%	37	100%
Selective	211	49%	122	28%	101	23%	434	100%
Grand Total	224	48%	131	28%	116	25%	471	100%

Figure 21: Observations on Importance of FDsys as a Resource by Depository Type



Figures 22, 23, and 24 illustrate observations on the importance of FDsys as a resource cross-tabulated by depository type and library size.

Large Regional Libraries had a high frequency of Limitations observations (15, 42%).

Large Selective Libraries had a high frequency of Access observations (68, 41%). Both Medium Selective Libraries (99, 52%) and Small Selective Libraries (44, 55%) also had high frequencies of Access observations.

Figure 22: Observations on Importance of FDsys as a Resource by Depository Type and Library Size

Depository Type	LibrarySize	Access		Authentication		Limitations		Total Freq	Total %
		Freq	%	Freq	%	Freq	%		
Regional	Large	13	36%	8	22%	15	42%	36	100%
	Medium	0	0%	1	100%	0	0%	1	100%
Regional Total		13	35%	9	24%	15	41%	37	100%
Selective	Large	68	41%	59	36%	38	23%	165	100%
	Medium	99	52%	44	23%	46	24%	189	100%
	Small	44	55%	19	24%	17	21%	80	100%
Selective Total		211	49%	122	28%	101	23%	434	100%
Grand Total		224	48%	131	28%	116	25%	471	100%

Figure 23: Observations on Importance of FDsys as a Resource for Regional Libraries by Library Size

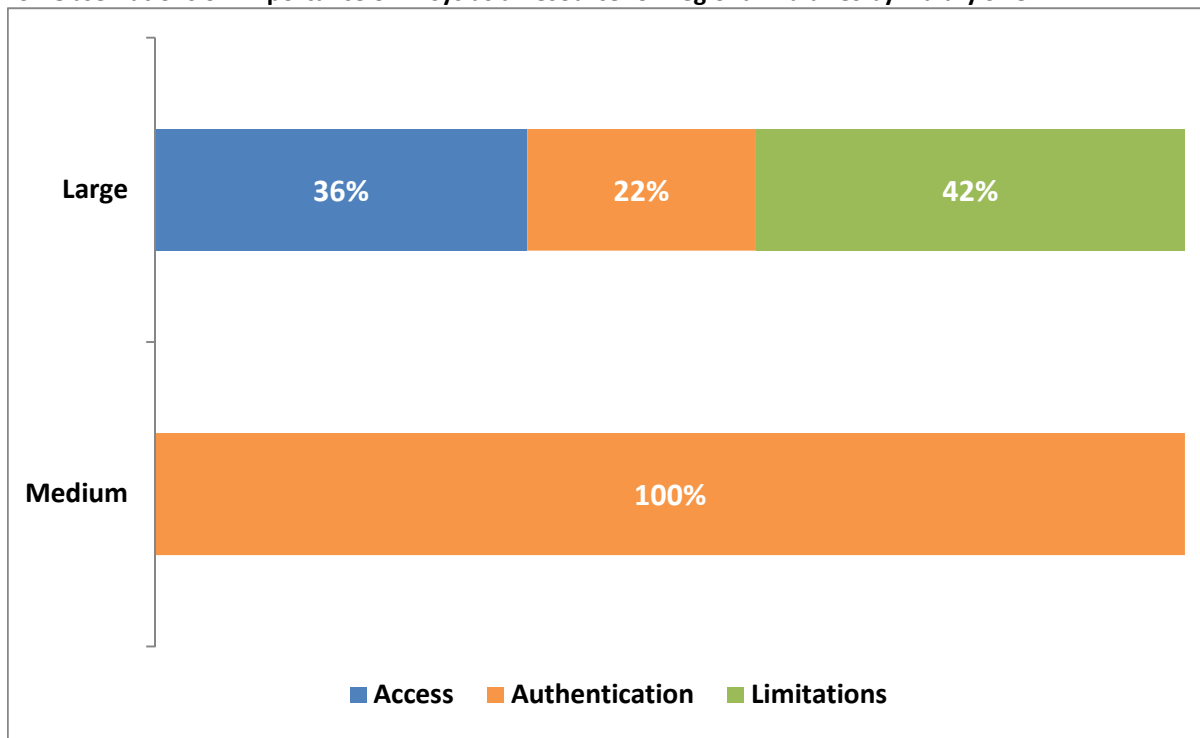
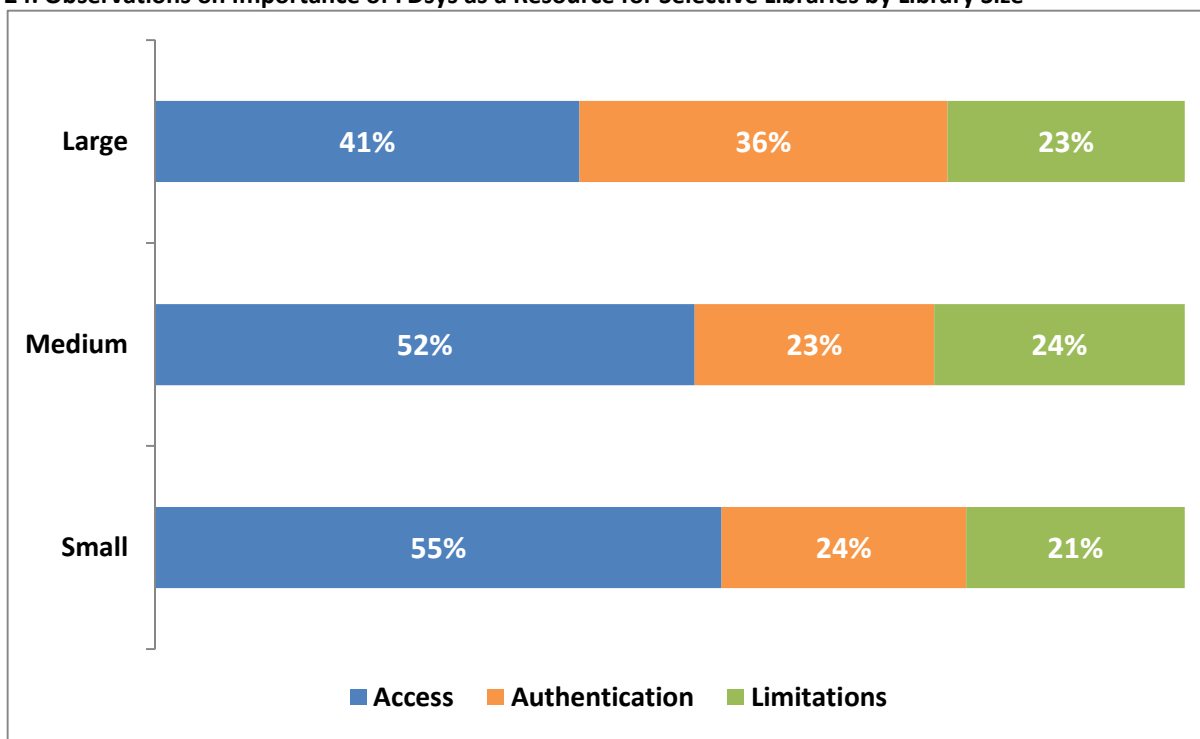


Figure 24: Observations on Importance of FDsys as a Resource for Selective Libraries by Library Size



Figures 25, 26, and 27 illustrate observations on the importance of FDsys as a resource cross-tabulated by depository type and library size.

Regional Academic General Libraries most often made Limitations observations (11, 44%). Regional Public Libraries (1, 100%) and Regional State Libraries (5, 45%) most often made Access observations.

For Selective Libraries:

- Almost all Selective library types most often made Access observations.
- Federal Court Libraries and State Libraries most often made Authentication observations.
- Service Academies equally made Authentication and Limitations observations.
- Special Libraries equally made Access and Limitations observations.

Figure 25: Observations on Importance of FDsys as a Resource by Depository Type and Library Type

Depository Type	Library Type	Access		Authentication		Limitations		Total Freq	Total %
		Freq	%	Freq	%	Freq	%		
Regional	Academic General	7	28%	7	28%	11	44%	25	100%
	Public Library	1	100%	0	0%	0	0%	1	100%
	State Library	5	45%	2	18%	4	36%	11	100%
Regional Total		13	35%	9	24%	15	41%	37	100%
Selective	Academic General	123	53%	61	26%	49	21%	233	100%
	Academic, Community College	8	53%	3	20%	4	27%	15	100%
	Academic, Law Library	30	39%	28	36%	19	25%	77	100%
	Federal Agency Library	4	50%	1	13%	3	38%	8	100%
	Federal Court Library	1	33%	2	67%	0	0%	3	100%
	Highest State Court Library	7	58%	3	25%	2	17%	12	100%
	Public Library	31	46%	17	25%	19	28%	67	100%
	Service Academy	0	0%	1	50%	1	50%	2	100%
	Special Library	2	50%	0	0%	2	50%	4	100%
	State Library	5	38%	6	46%	2	15%	13	100%
Selective Total		211	49%	122	28%	101	23%	434	100%
Grand Total		224	48%	131	28%	116	25%	471	100%

Figure 25: Observations on Importance of FDsys as a Resource for Regional Libraries by Library Type

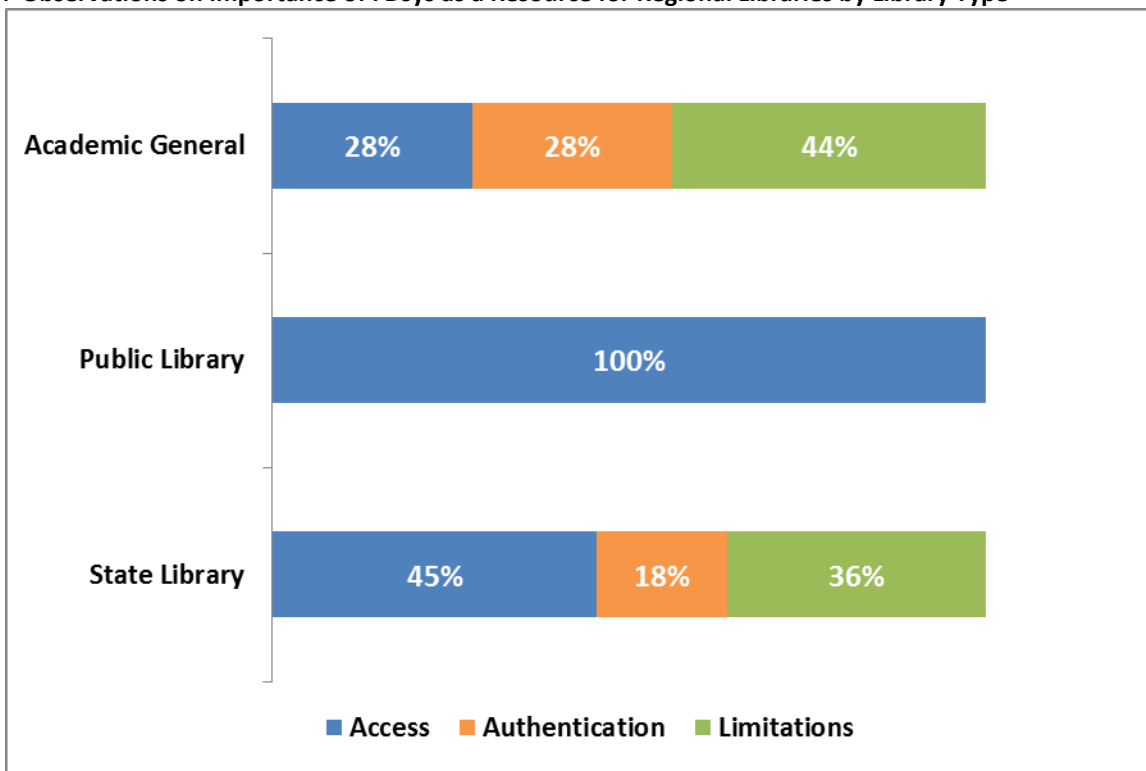


Figure 25: Observations on Importance of FDsys as a Resource for Selective Libraries by Library Type

