



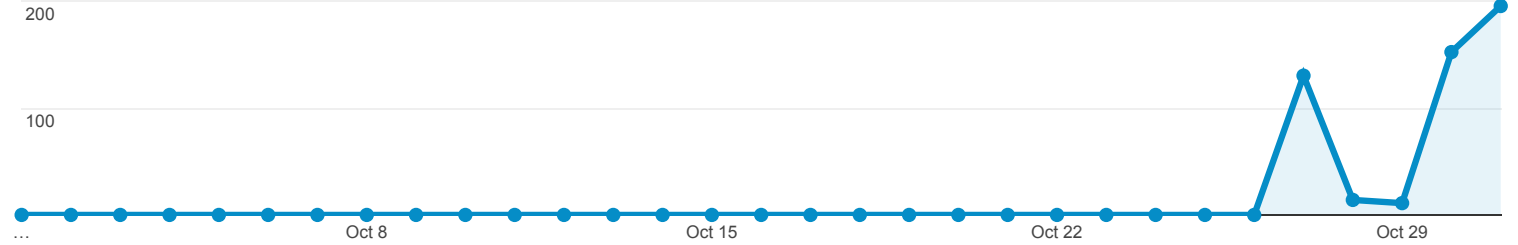
## Overview

All Users  
100.00% Pageviews

Oct 1, 2017 - Oct 31, 2017

### Overview

#### Pageviews



<b>Pageviews</b> <b>502</b>	<b>Unique Pageviews</b> <b>352</b>	<b>Avg. Time on Page</b> <b>00:00:38</b>	<b>Bounce Rate</b> <b>39.39%</b>	<b>% Exit</b> <b>19.72%</b>
--------------------------------	---------------------------------------	---	-------------------------------------	--------------------------------

Page	Pageviews	% Pageviews
1. /	171	34.06%
2. /c.php?g=637561	39	7.77%
3. /c.php?g=637561&p=5243350	22	4.38%
4. /c.php?g=655179	19	3.78%
5. /c.php?g=655190	19	3.78%
6. /c.php?g=693021	18	3.59%
7. /cgp	13	2.59%
8. /c.php?g=655190&p=4599091	12	2.39%
9. /c.php?g=655190&p=4599092	12	2.39%
10. /c.php?g=637561&p=5243356	11	2.19%



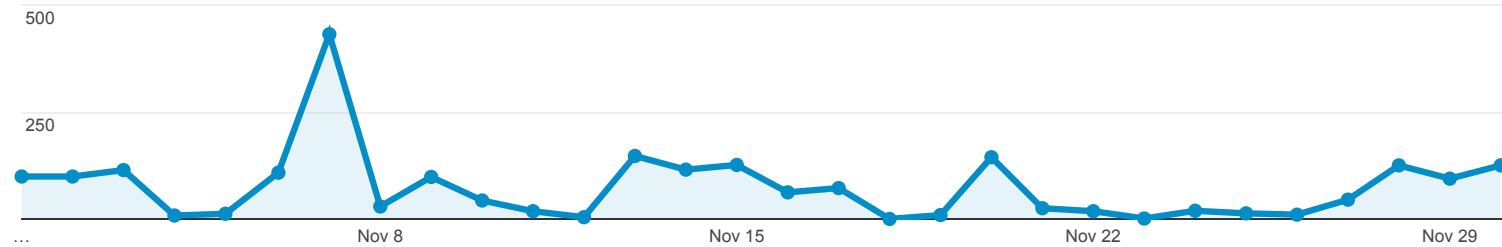
## Overview

All Users  
100.00% Pageviews

Nov 1, 2017 - Nov 30, 2017

### Overview

#### Pageviews



Pageviews

2,213

Unique Pageviews

1,659

Avg. Time on Page

00:00:50

Bounce Rate

41.53%

% Exit

21.87%

Page	Pageviews	% Pageviews
1. /	757	34.21%
2. /c.php?g=637561	139	6.28%
3. /americaatwar	56	2.53%
4. /c.php?g=655179	55	2.49%
5. /cgp	54	2.44%
6. /c.php?g=655190	52	2.35%
7. /c.php?g=693021	50	2.26%
8. /c.php?g=637561&p=5243350	47	2.12%
9. /c.php?g=637561&p=5243352	46	2.08%
10. /c.php?g=637561&p=5243363	46	2.08%



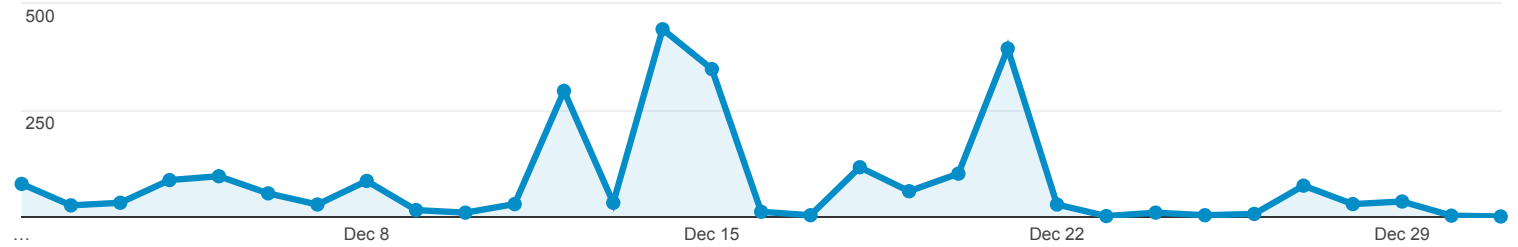
## Overview

All Users  
100.00% Pageviews

Dec 1, 2017 - Dec 31, 2017

### Overview

#### Pageviews



Pageviews

2,533

Unique Pageviews

1,852

Avg. Time on Page

00:00:45

Bounce Rate

40.87%

% Exit

21.83%

Page	Pageviews	% Pageviews
1. /	798	31.50%
2. /c.php?g=637561	121	4.78%
3. /americaatwar	94	3.71%
4. /c.php?g=655179	83	3.28%
5. /c.php?g=637880	78	3.08%
6. /cgp	71	2.80%
7. /c.php?g=637561&p=5243350	66	2.61%
8. /c.php?g=655190	64	2.53%
9. /c.php?g=637561&p=5243352	58	2.29%
10. /c.php?g=637561&p=5243351	55	2.17%



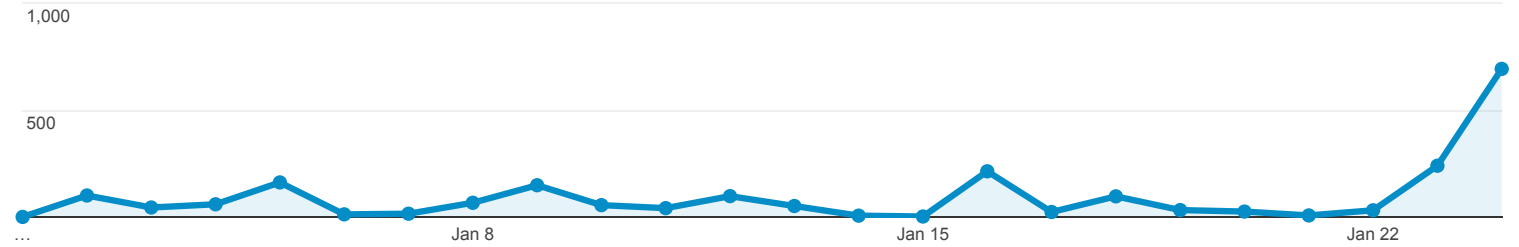
## Overview

All Users  
100.00% Pageviews

Jan 1, 2018 - Jan 24, 2018

### Overview

● Pageviews



Pageviews

2,214

Unique Pageviews

1,628

Avg. Time on Page

00:01:03

Bounce Rate

45.26%

% Exit

20.96%

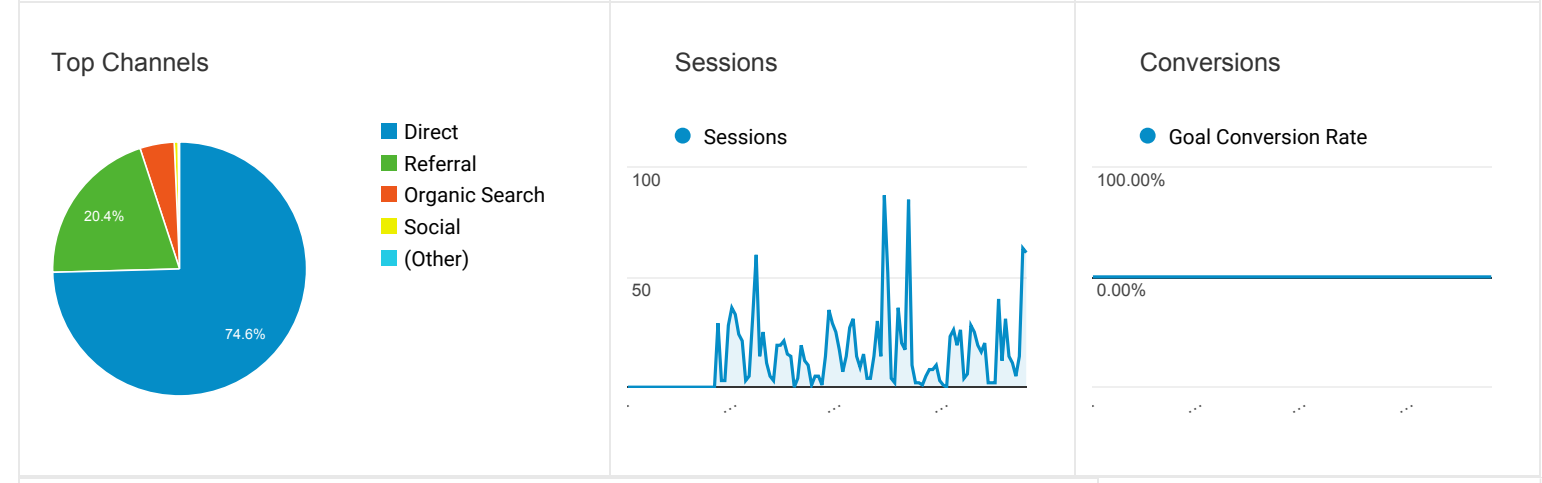
Page	Pageviews	% Pageviews
1. /	747	33.74%
2. /c.php?g=637561	126	5.69%
3. /c.php?g=655179	57	2.57%
4. /americaatwar	53	2.39%
5. /cgp	46	2.08%
6. /c.php?g=655190	39	1.76%
7. /c.php?g=637561&p=5243363	38	1.72%
8. /c.php?g=658946	37	1.67%
9. /c.php?g=750556	37	1.67%
10. /c.php?g=637561&p=5243350	36	1.63%

Acquisition Overview

Oct 1, 2017 - Jan 24, 2018

All Users  
100.00% Sessions

Primary Dimension: **Top Channels** Conversion: **All Goals** [Edit Channel Grouping](#)



	Acquisition			Behavior			Conversions
	Sessions ↓	% New Sessions ↓	New Users ↓	Bounce Rate ↓	Pages / Session ↓	Avg. Session Duration ↓	
	1,605	61.00%	979	42.18%	4.66	00:03:07	<p><b>Set up a goal.</b> To see outcome metrics, define one or more goals.</p> <p><a href="#">GET STARTED</a></p>
1 Direct	1,197			39.18%			
2 Referral	327			53.52%			
3 Organic Search	70			32.86%			
4 Social	8			87.50%			
5 (Other)	3			100.00%			

To see all 5 Channels click [here](#).



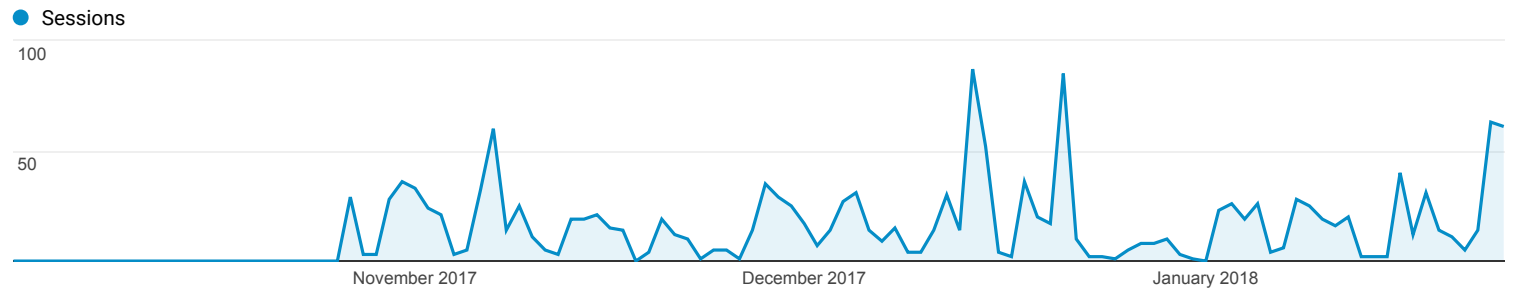
## New vs Returning

All Users  
100.00% Sessions

Oct 1, 2017 - Jan 24, 2018

### Explorer

#### Summary



User Type	Acquisition			Behavior			Conversions		
	Sessions	% New Sessions	New Users	Bounce Rate	Pages / Session	Avg. Session Duration	Goal Conversion Rate	Goal Completions	Goal Value
	1,605 % of Total: 100.00% (1,605)	61.00% Avg for View: 61.00% (0.00%)	979 % of Total: 100.00% (979)	42.18% Avg for View: 42.18% (0.00%)	4.66 Avg for View: 4.66 (0.00%)	00:03:07 Avg for View: 00:03:07 (0.00%)	0.00% Avg for View: 0.00% (0.00%)	0 % of Total: 0.00% (0)	\$0.00 % of Total: 0.00% (\$0.00)
1. <a href="#">New Visitor</a>	<b>979</b> (61.00%)	100.00%	979 (100.00%)	36.36%	4.85	00:02:44	0.00%	0 (0.00%)	\$0.00 (0.00%)
2. <a href="#">Returning Visitor</a>	<b>626</b> (39.00%)	0.00%	0 (0.00%)	51.28%	4.37	00:03:43	0.00%	0 (0.00%)	\$0.00 (0.00%)

Rows 1 - 2 of 2



## Overview

All Users  
100.00% Sessions

Oct 1, 2017 - Jan 24, 2018

### Explorer

#### Summary



Device Category	Acquisition			Behavior			Conversions		
	Sessions	% New Sessions	New Users	Bounce Rate	Pages / Session	Avg. Session Duration	Goal Conversion Rate	Goal Completions	Goal Value
	1,605 % of Total: 100.00% (1,605)	61.00% Avg for View: 61.00% (0.00%)	979 % of Total: 100.00% (979)	42.18% Avg for View: 42.18% (0.00%)	4.66 Avg for View: 4.66 (0.00%)	00:03:07 Avg for View: 00:03:07 (0.00%)	0.00% Avg for View: 0.00% (0.00%)	0 % of Total: 0.00% (0)	\$0.00 % of Total: 0.00% (\$0.00)
1. desktop	<b>1,507</b> (93.89%)	59.79%	<b>901</b> (92.03%)	41.74%	4.78	00:03:12	0.00%	0 (0.00%)	\$0.00 (0.00%)
2. mobile	<b>72</b> (4.49%)	77.78%	<b>56</b> (5.72%)	54.17%	2.33	00:01:14	0.00%	0 (0.00%)	\$0.00 (0.00%)
3. tablet	<b>26</b> (1.62%)	84.62%	<b>22</b> (2.25%)	34.62%	4.15	00:04:07	0.00%	0 (0.00%)	\$0.00 (0.00%)

Rows 1 - 3 of 3



## Overview

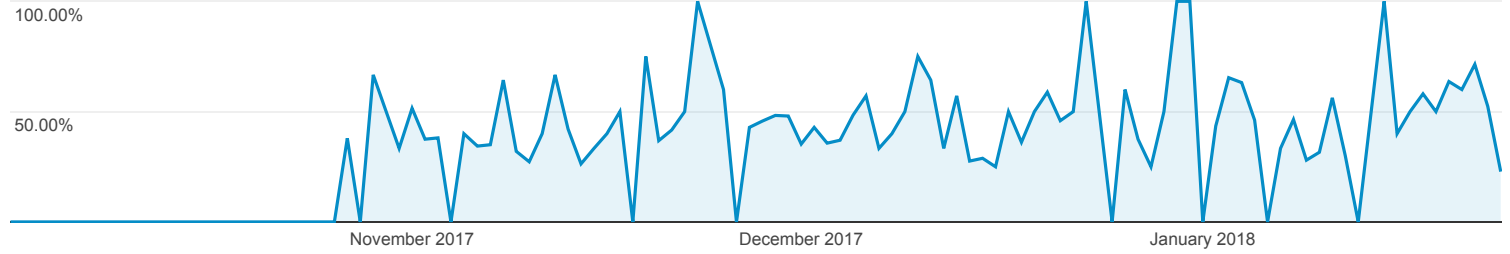


All Users  
100.00% Pageviews

Oct 1, 2017 - Jan 24, 2018

### Overview

#### Bounce Rate



Pageviews

7,464

Unique Pageviews

5,493

Avg. Time on Page

00:00:51

Bounce Rate

42.22%

% Exit

21.45%

Page	Pageviews	% Pageviews
1. /	2,474	33.15%
2. /c.php?g=637561	425	5.69%
3. /c.php?g=655179	214	2.87%
4. /americaatwar	203	2.72%
5. /cgp	184	2.47%
6. /c.php?g=655190	174	2.33%
7. /c.php?g=637561&p=5243350	171	2.29%
8. /c.php?g=637880	154	2.06%
9. /c.php?g=637561&p=5243352	147	1.97%
10. /c.php?g=693021	144	1.93%



Network

All Users  
100.00% Sessions

Oct 1, 2017 - Jan 24, 2018

Explorer

Summary



Service Provider	Acquisition			Behavior			Conversions		
	Sessions	% New Sessions	New Users	Bounce Rate	Pages / Session	Avg. Session Duration	Goal Conversion Rate	Goal Completions	Goal Value
	1,607 % of Total: 100.12% (1,605)	60.98% Avg for View: 61.00% (-0.02%)	980 % of Total: 100.10% (979)	42.13% Avg for View: 42.18% (-0.12%)	4.66 Avg for View: 4.66 (-0.06%)	00:03:07 Avg for View: 00:03:07 (-0.10%)	0.00% Avg for View: 0.00% (0.00%)	0 % of Total: 0.00% (0)	\$0.00 % of Total: 0.00% (\$0.00)
1. <a href="#">u.s. government printing office</a>	442 (27.50%)	19.46%	86 (8.78%)	53.62%	4.44	00:04:32	0.00%	0 (0.00%)	\$0.00 (0.00%)
2. <a href="#">(not set)</a>	109 (6.78%)	82.57%	90 (9.18%)	41.28%	3.54	00:02:08	0.00%	0 (0.00%)	\$0.00 (0.00%)
3. <a href="#">microsoft corporation</a>	29 (1.80%)	100.00%	29 (2.96%)	96.55%	1.03	<00:00:01	0.00%	0 (0.00%)	\$0.00 (0.00%)
4. <a href="#">louisville free public library</a>	21 (1.31%)	80.95%	17 (1.73%)	66.67%	1.95	00:01:58	0.00%	0 (0.00%)	\$0.00 (0.00%)
5. <a href="#">oshean inc.</a>	20 (1.24%)	35.00%	7 (0.71%)	35.00%	6.35	00:03:35	0.00%	0 (0.00%)	\$0.00 (0.00%)
6. <a href="#">time warner cable internet llc</a>	19 (1.18%)	94.74%	18 (1.84%)	0.00%	3.00	00:01:10	0.00%	0 (0.00%)	\$0.00 (0.00%)
7. <a href="#">university of colorado</a>	18 (1.12%)	27.78%	5 (0.51%)	55.56%	6.50	00:02:48	0.00%	0 (0.00%)	\$0.00 (0.00%)
8. <a href="#">mci communications services inc. d/b/a verizon business</a>	15 (0.93%)	93.33%	14 (1.43%)	20.00%	5.40	00:01:14	0.00%	0 (0.00%)	\$0.00 (0.00%)
9. <a href="#">arizona western college</a>	13 (0.81%)	69.23%	9 (0.92%)	15.38%	7.15	00:05:00	0.00%	0 (0.00%)	\$0.00 (0.00%)
10. <a href="#">nbp</a>	13 (0.81%)	100.00%	13 (1.33%)	100.00%	1.00	00:00:00	0.00%	0 (0.00%)	\$0.00 (0.00%)

Rows 1 - 10 of 434