

Occupational Outlook Handbook

Domingo Angeles

Division of Occupational Employment Projections
2019



Today's presentation

- BLS Employment Projections background and publications
- Data in the *Occupational Outlook Handbook (OOH)*
- Features of the *OOH*



BLS Employment Projections Mission

- Produce and deliver career information, labor market analysis, and employment projections to support informed decision-making by students, jobseekers, educators, policy-makers, and researchers



Projections uses

- Career counselors and students making career decisions
- Jobseekers looking to find work or switch occupations
- Education and training officials making decisions on policy, funding, and program offerings based on demand for occupations
- Researchers interested in how the economy is changing



Publications



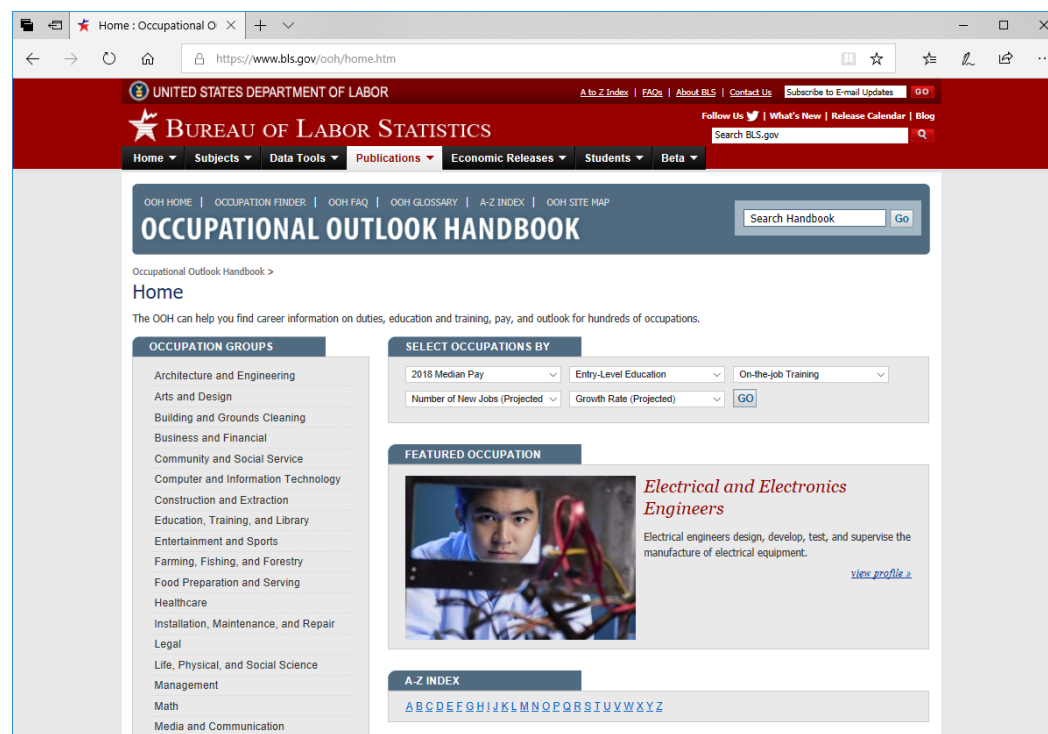
Publications

- *Occupational Outlook Handbook*
- *Career Outlook*



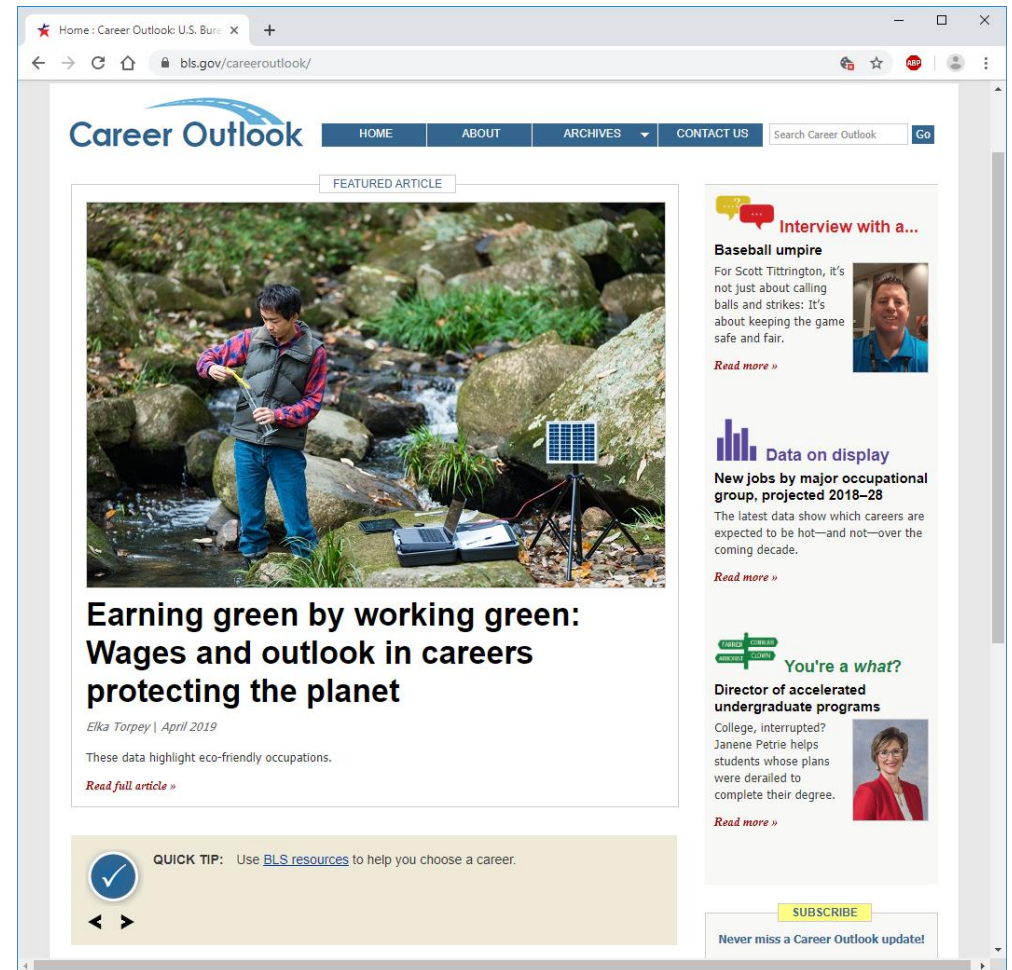
What to know about the *OOH*

- Published in 1949 to provide career guidance to WWII veterans looking to enter the civilian workforce
- Was a physical handbook until 2012
- The redesigned web-only version was released in March 2012
- Currently is most-viewed product on the BLS website
- Has 325 occupational profiles that cover 568 occupations
- <http://www.bls.gov/ooh>



Career Outlook

- *Career Outlook* is published throughout the year and includes articles with practical information on jobs and careers
- Also includes charts with explanation, interviews with everyday workers, and “You’re a *what?*” interviews with workers in unusual careers
- <http://www.bls.gov/careeroutlook/>



Data in the *OOH*



Data in the *OOH*

- Occupational wages
- Projected fastest growing occupations
- Projected most new jobs
- Projected occupational openings
- Education and training assignments



Test your knowledge

- Which occupational group is projected to have the fastest employment growth from 2018 to 2028?
 - Construction and extraction occupations
 - Legal occupations
 - Education, training, and library occupations
 - Healthcare support occupations
 - Management occupations

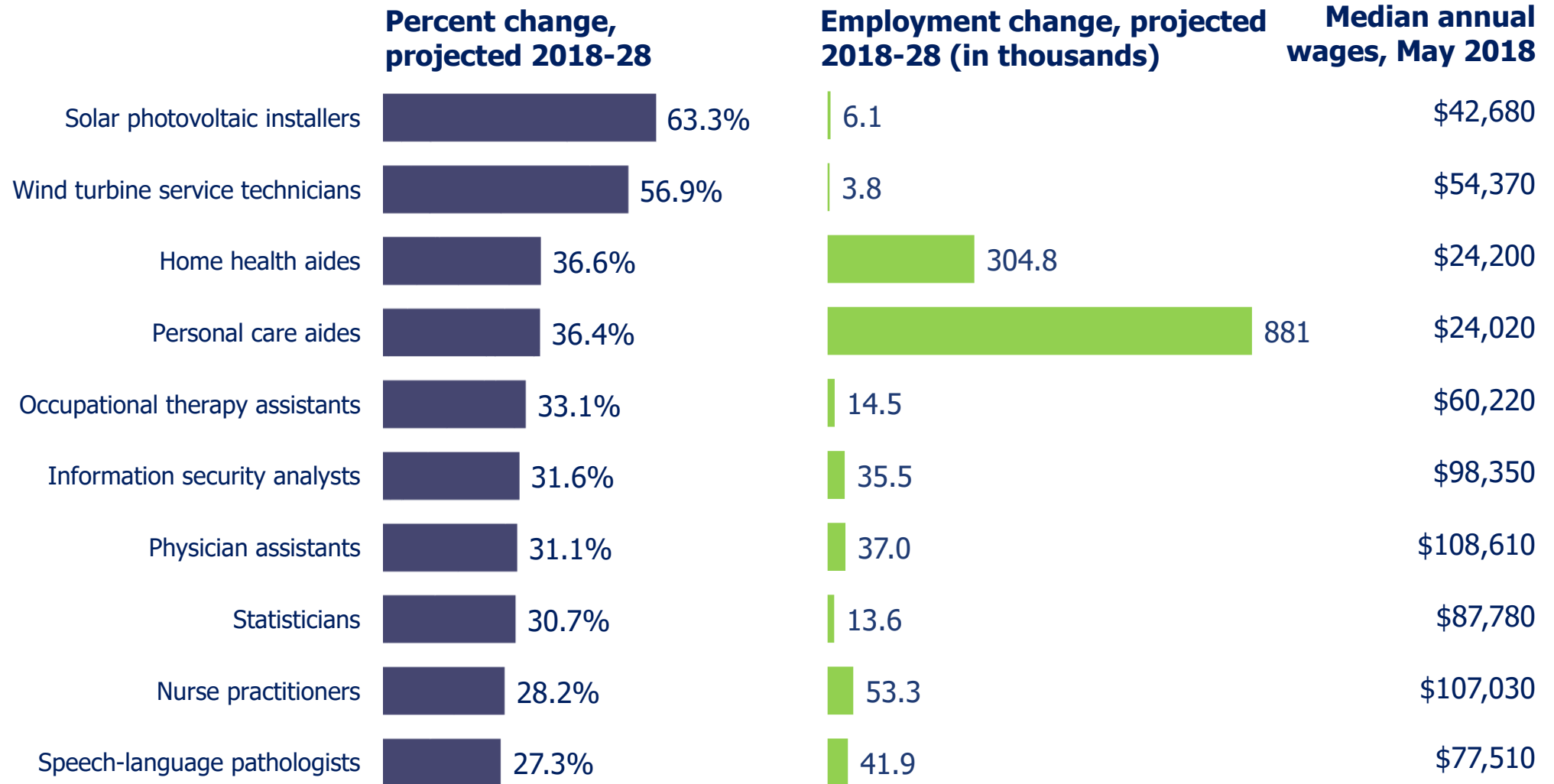


Did you get it right?

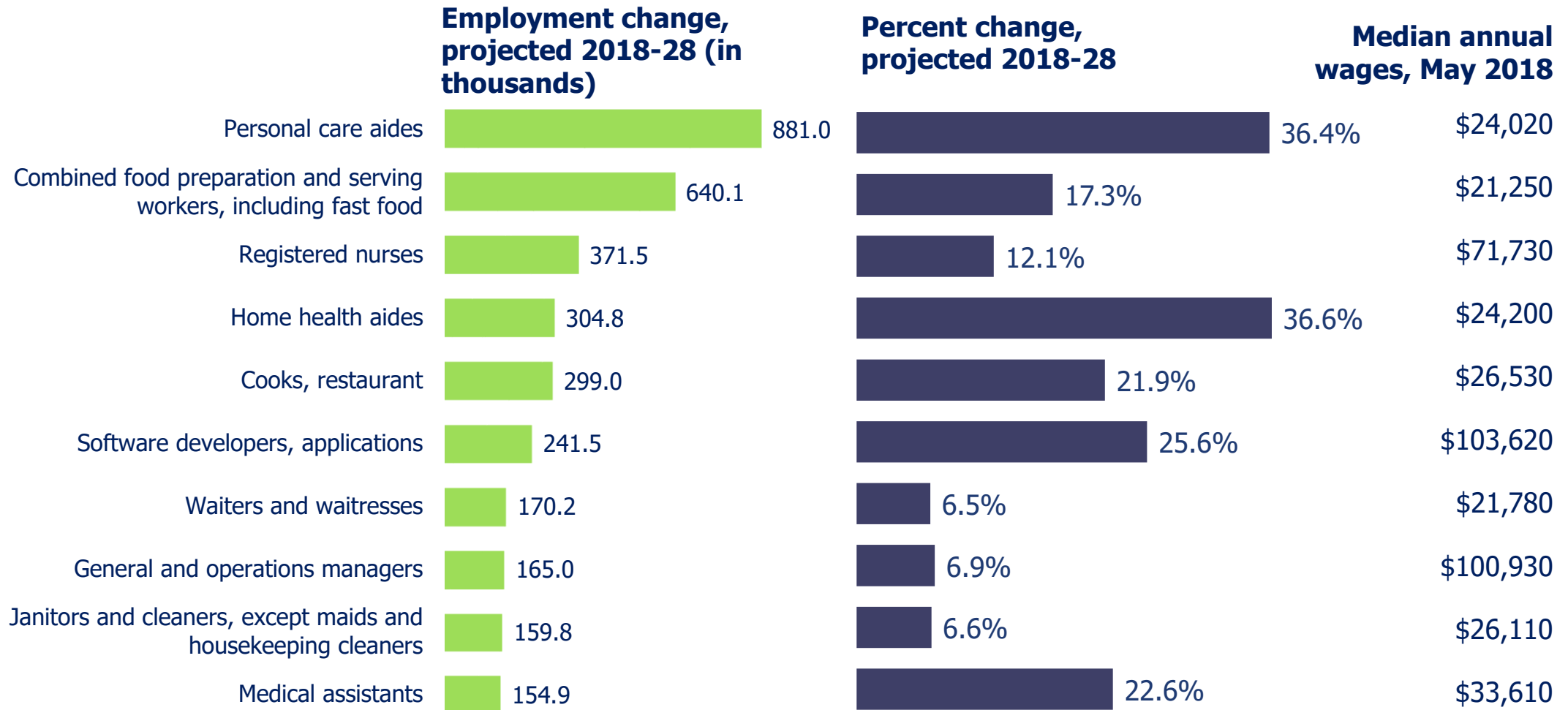
- Which occupational group is projected to have the fastest employment growth from 2018 to 2028?
 - Construction and extraction occupations – 9.8%
 - Legal occupations – 6.9%
 - Education, training, and library occupations – 5.3%
 - **Healthcare support occupations – 18.2%**
 - Management occupations – 6.9%



6 of the 10 fastest growing occupations are related to healthcare



Personal care aides and Combined food preparation and serving workers, including fast food, are projected to add the most jobs



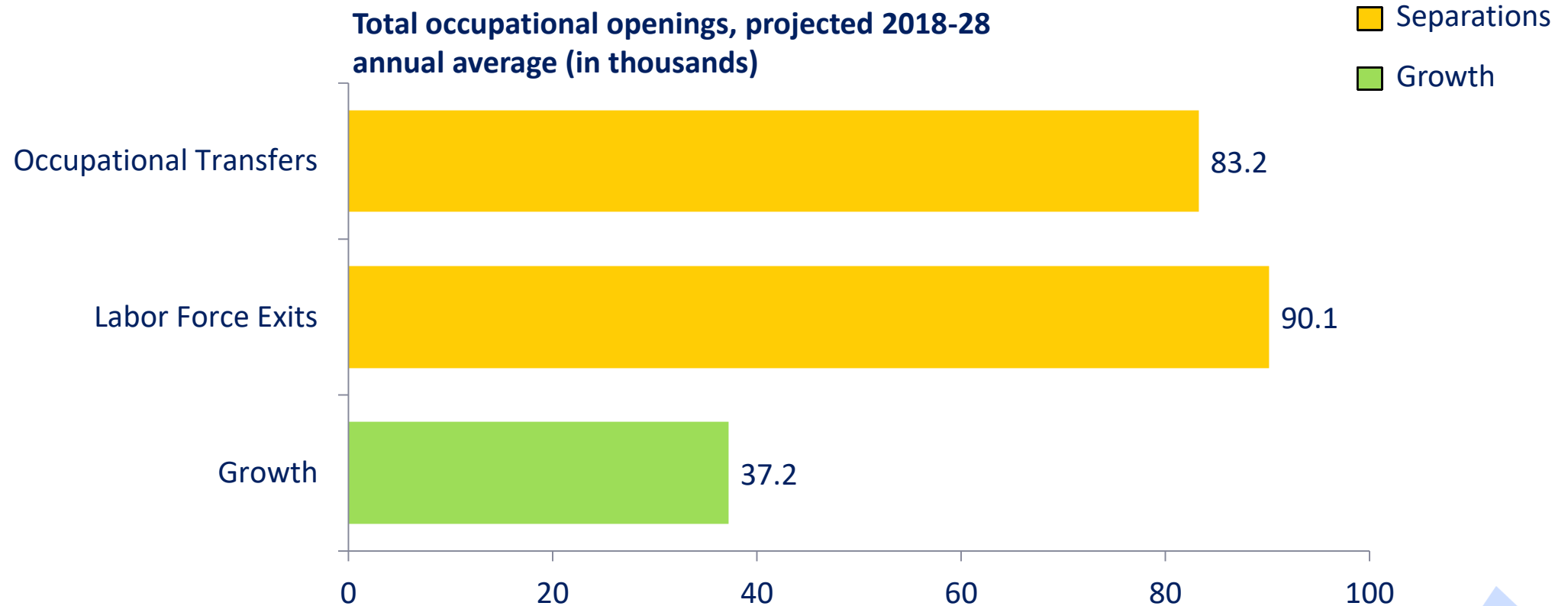
Occupational openings

- Sources of openings over the projections decade
 - ▶ New jobs, from projected growth
 - ▶ Existing jobs, from the need to replace workers who leave permanently
 - Due to occupational transfers
 - Due to workers leaving the labor force

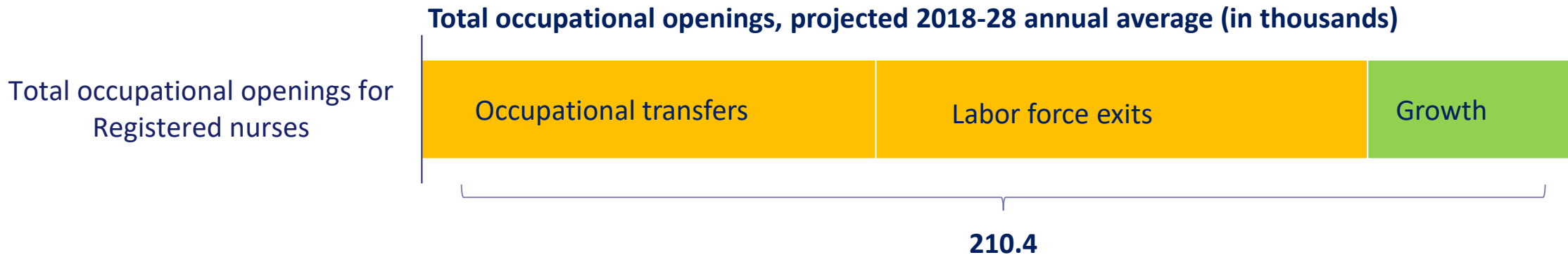


Projected occupational openings due to separations and growth

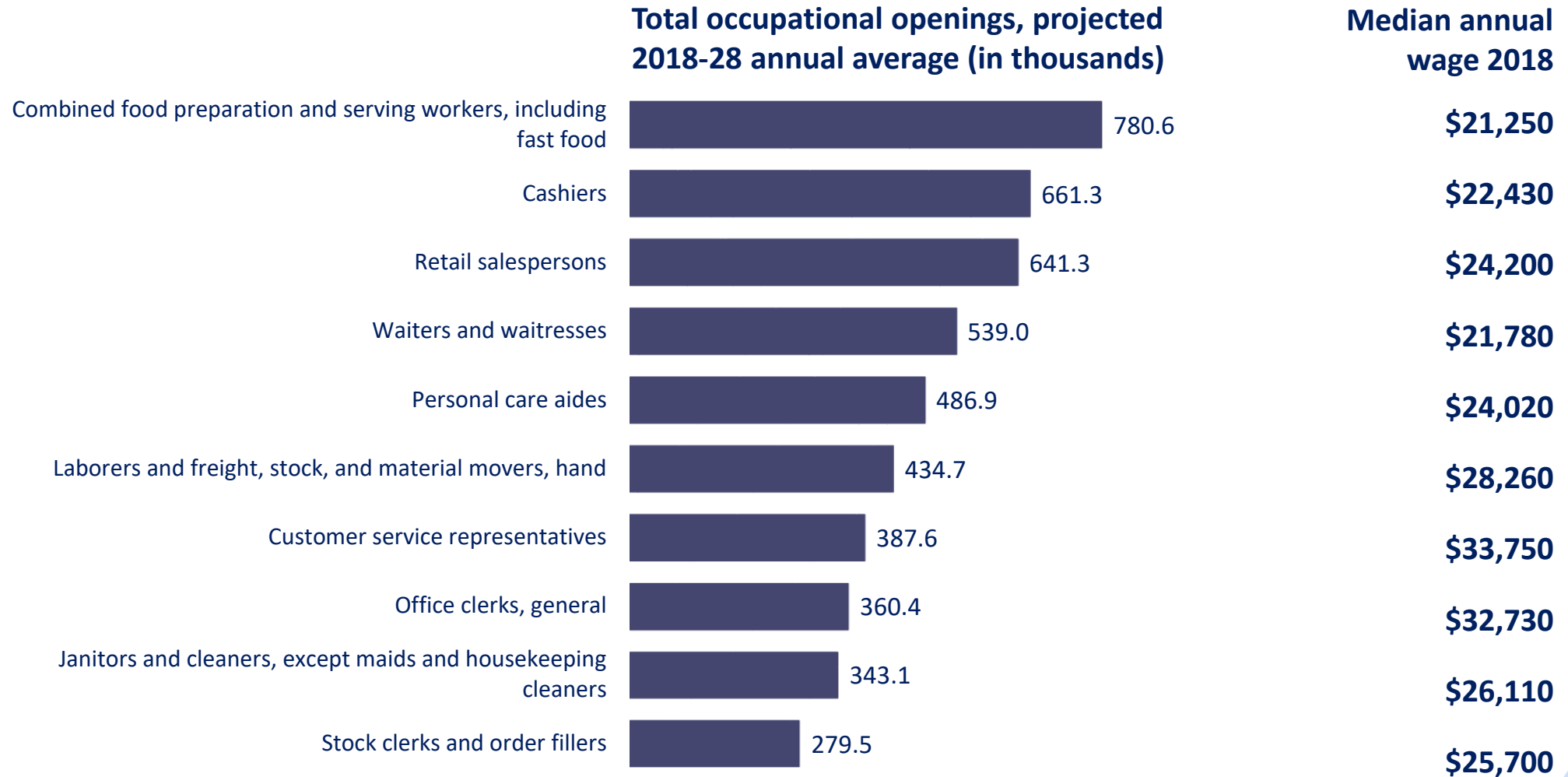
Example: Registered nurses



Total occupational openings projected for one occupation (each year, on average)



Ten occupations projected to have the most openings



Employment projections database

Employment Projections Home P x +

bls.gov/emp/

UNITED STATES DEPARTMENT OF LABOR

A to Z Index | FAQs | About BLS | Contact Us | Subscribe to E-mail Updates GO

BUREAU OF LABOR STATISTICS

Follow Us | What's New | Release Calendar | Blog

Search BLS.gov

Home | Subjects | Data Tools | Publications | Economic Releases | Students | Beta

Employment Projections

SHARE ON: f t in Search Employment Pro. Go

EP Home | EP Publications | EP Data | EP Methods | About EP | Contact EP

Employment Projections > Home > Employment Projections Home

The **Employment Projections (EP)** program develops projections of the labor market for the Nation as a whole for 10 years in the future.

NOTICES

- » 2018-28 Employment Projections released [Read More](#)
- » Projections overview article coming soon [Read More](#)

VIDEOS

Understanding BLS Projections

LATEST NEWS RELEASE

Employment is projected to grow by 8.4 million jobs from 2018 to 2028
09/04/2019

Employment is projected to grow from 161.0 million to 169.4 million jobs from 2018 to 2028. Healthcare is expected to account for a large share of the new jobs projected through 2028. The Occupational Outlook Handbook (OOH) reflects the 2018–28 projections.
[HTML](#) | [PDF](#) | [RSS](#)

PUBLICATIONS



Employment projections database

Employment Projections Databases

Database Name	One Screen
Occupational Projections Data 2018 and projected 2028 employment, job openings, education, training, and wages	ONE-SCREEN DATA SEARCH
National Employment Matrix - Occupation Detailed industries where each occupation is employed	ONE-SCREEN DATA SEARCH
National Employment Matrix - Industry Detailed occupations employed in each industry	ONE-SCREEN DATA SEARCH



Employment projections database

Employment Projections

data.bls.gov/projections/occupationProj

EMP | SHARE ON: f t in

Detailed information about the variables displayed here are available in the [technical documentation](#). Files containing these data are available for download at <https://www.bls.gov/emp/data/occupational-data.htm>.

Refine your results

- Employment 2018 (thousands): [\[show/hide\]](#)
- Employment 2028 (thousands): [\[show/hide\]](#)
- Employment change, 2018-2028 (thousands): [\[show/hide\]](#)
- Employment change, 2018-2028 (percent): [\[show/hide\]](#)
- Occupational openings, 2018-2028 annual average (thousands): [\[show/hide\]](#)
- 2018 median annual wage: [\[show/hide\]](#)
- Typical entry-level education: [\[show/hide\]](#)
- Work experience in a related occupation: [\[show/hide\]](#)
- Typical on-the-job training: [\[show/hide\]](#)

Reset Submit

Show 10 entries

Occupation Title	SOC Code	Employment 2018 (thousands)	Employment 2028 (thousands)	Employment change, 2018-2028 (thousands)	Employment change, 2018-2028 (percent)	Occupational openings, 2018-2028 annual average (thousands)	2018 median annual wage	Education, work experience, and training		
								Typical entry-level education	Work experience in a related occupation	Typical on-the-job training
registered nurse										
Total, all occupations	00-0000	161,037.7	169,435.9	8,398.1	5.2	19,694.0	18,640	-	-	-
Nurse anesthetists Show/hide Example Job Titles	29-1151	45.0	52.7	7.6	17.0	3.2	107,950	Master's degree	None	None
Nurse practitioners Show/hide Example Job Titles	29-1171	189.1	242.4	53.3	28.2	16.9	10,030	Master's degree	None	None
Registered nurses Show/hide Example Job Titles	29-1141	3,059.8	3,431.3	371.5	12.1	210.4	71,730	Bachelor's degree	None	None

Showing 1 to 3 of 3 entries (filtered from 809 total entries)

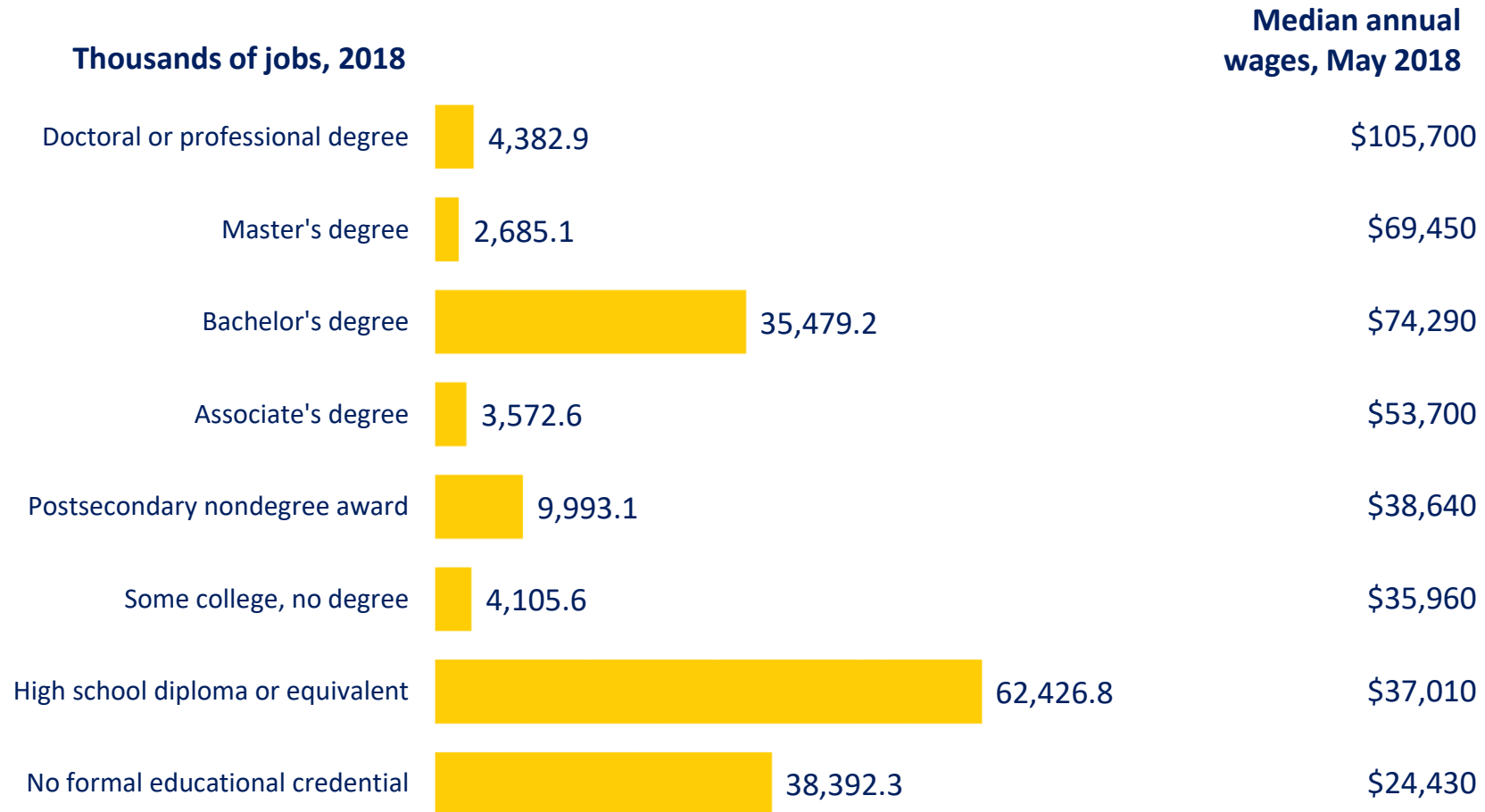
Home | Occupational Projections Data | Search by Occupation | Search by Industry | About the Numbers | Related Information



Education and training classification

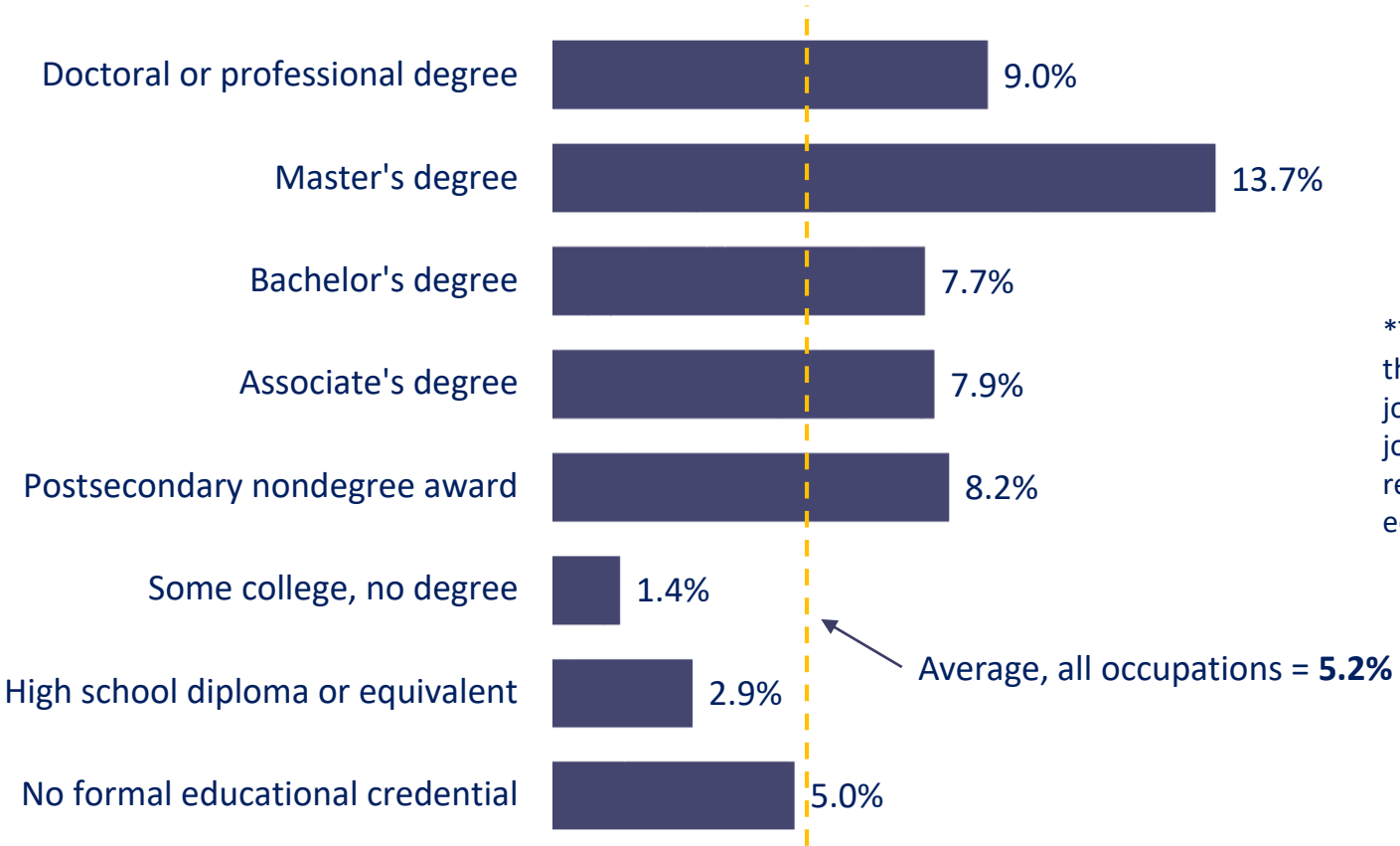
- Consists of three categories of information for each occupation:
 - ▶ Education typically needed for entry
 - ▶ Work experience in a related occupation typically needed for entry
 - ▶ On-the-job training typically needed to attain competency in the occupation

Wages by typical education category



Occupations that typically require more education for entry are projected to have faster employment growth*

Rate of occupational employment growth, projected 2018-28, by typical entry-level education, 2018



*The employment growth rates shown in this chart include projected growth of all jobs from 2018-28, not just entry-level jobs. Entry-level education reflects 2018 requirements; BLS does not project education requirements.



Features of the *OOH*



Architects : Occupational Outlook x +

bls.gov/ooh/architecture-and-engineering/architects.htm#tab-6

UNITED STATES DEPARTMENT OF LABOR

A to Z Index | FAQs | About BLS | Contact Us | Subscribe to E-mail Updates GO

BUREAU OF LABOR STATISTICS

Follow Us | What's New | Release Calendar | Blog

Search BLS.gov

Home | Subjects | Data Tools | Publications | Economic Releases | Students | Beta

OOH HOME | OCCUPATION FINDER | OOH FAQ | OOH GLOSSARY | A-Z INDEX | OOH SITE MAP

OCCUPATIONAL OUTLOOK HANDBOOK

Search Handbook Go

Occupational Outlook Handbook > Architecture and Engineering >

Architects

PRINTER-FRIENDLY

Summary | What They Do | Work Environment | How to Become One | Pay | **Job Outlook** | State & Area Data | Similar Occupations | More Info

Job Outlook

About this section

Employment of architects is projected to grow 8 percent from 2018 to 2028, faster than the average for all occupations.

Architects are expected to be needed to make plans and designs for the construction and renovation of homes, offices, retail stores, and other structures. Many school districts and universities are expected to build new facilities or renovate existing ones. In addition, demand is expected for more healthcare facilities as the baby-boomer population ages and as more people use healthcare services.

Demand for architects with a knowledge of "green design," also called sustainable design, is expected to continue. Architects should be needed to design buildings and structures that efficiently use resources, such as energy and water conservation; reduce waste and pollution; and apply environmentally friendly design, specifications, and materials.

Job Prospects

With a high number of students graduating with degrees in architecture, strong competition for internships and jobs is expected.

Employment of architects is strongly tied to the activity of the construction industry. Therefore, these workers may experience periods of unemployment when there is a slowdown in requests for new projects or when the overall level of construction falls.

Employment projections data for architects, 2018-28

Occupational Title	SOC Code	Employment, 2018	Projected Employment, 2028	Change, 2018-28		Employment by Industry
				Percent	Numeric	
Architects, except landscape and naval	17-1011	133,900	145,100	8	11,200	Get data

SOURCE: U.S. Bureau of Labor Statistics, Employment Projections program

< Pay State & Area Data >

SUGGESTED CITATION:
Bureau of Labor Statistics, U.S. Department of Labor, *Occupational Outlook Handbook*; Architects, on the Internet at <https://www.bls.gov/ooh/architecture-and-engineering/architects.htm> (visited September 12, 2019).



Features of the *OOH*

- Occupation finder
- A-Z index
- Occupation-industry tables



Occupation finder

The screenshot shows the Occupational Outlook Handbook website in a browser window. The address bar displays 'bls.gov/ooh/'. The page header includes navigation links: 'OOH HOME | OCCUPATION FINDER | OOH FAQ | OOH GLOSSARY | A-Z INDEX | OOH SITE MAP'. A search bar with the text 'Search Handbook' and a 'Go' button is located in the top right. Below the header, the text 'Occupational Outlook Handbook > Home' is displayed, followed by a paragraph: 'The OOH can help you find career information on duties, education and training, pay, and outlook for hundreds of occupations.'

On the left, under the heading 'OCCUPATION GROUPS', a list of categories is shown, including 'Architecture and Engineering', 'Arts and Design', 'Building and Grounds Cleaning', 'Business and Financial', 'Community and Social Service', 'Computer and Information Technology', 'Construction and Extraction', 'Education, Training, and Library', 'Entertainment and Sports', 'Farming, Fishing, and Forestry', and 'Food Preparation and Serving'. The 'Food Preparation and Serving' category is highlighted.

In the center, under the heading 'SELECT OCCUPATIONS BY', there are three dropdown menus: '2018 Median Pay', 'Entry-Level Education', and 'On-the-job Training'. The 'Entry-Level Education' dropdown is open, showing a list of options: 'Entry-Level Education', 'Doctoral or professional degree', 'Master's degree', 'Bachelor's degree', 'Associate's degree', 'Postsecondary nondegree award', 'Some college, no degree', 'High school diploma or equivalent' (which is highlighted in blue), and 'No formal educational credential'. A 'GO' button is located to the right of these dropdowns.

Below the filters, the 'FEATURED OCCUPATION' section is visible. It features a photograph of food preparation workers in a kitchen. The text reads: 'Food preparation workers perform many routine tasks under the direction of cooks, chefs, or food service managers.' A link 'view profile »' is located at the bottom right of the featured occupation section.

Occupation finder

Occupation Finder

Search: Use the drop-down menu in one or more columns to narrow your search.
Sort: Use the arrows at the top of each column to sort alphabetically or numerically.

Showing 1 to 25 of 333 entries (filtered from 808 total entries)

Show entries

OCCUPATION	ENTRY-LEVEL EDUCATION	ON-THE-JOB TRAINING	PROJECTED NUMBER OF NEW JOBS	PROJECTED GROWTH RATE	2018 MEDIAN PAY
	High school diploma				
Transportation, storage, and distribution managers	High school diploma or equivalent	None	5,000 to 9,999	As fast as average	\$80,000 or more
Nuclear power reactor operators	High school diploma or equivalent	Long-term on-the-job training	Declining	Decline	\$80,000 or more
First-line supervisors of police and detectives	High school diploma or equivalent	Moderate-term on-the-job training	5,000 to 9,999	As fast as average	\$80,000 or more
Power distributors and dispatchers	High school diploma or equivalent	Long-term on-the-job training	Declining	Decline	\$80,000 or more
Commercial pilots	High school diploma or equivalent	Moderate-term on-the-job training	1,000 to 4,999	Faster than average	\$80,000 or more
Detectives and criminal investigators	High school diploma or equivalent	Moderate-term on-the-job training	1,000 to 4,999	Slower than average	\$80,000 or more
Elevator installers and repairers	High school diploma or equivalent	Apprenticeship	1,000 to 4,999	Faster than average	\$60,000 to \$79,999
Power plant operators	High school diploma or equivalent	Long-term on-the-job training	Declining	Decline	\$60,000 to \$79,999
Media and communication equipment	High school diploma or	Short-term on-the-job			



Occupation finder

The screenshot shows the Occupational Outlook Handbook website. At the top, there is a navigation bar with links for OOH HOME, OCCUPATION FINDER, OOH FAQ, OOH GLOSSARY, A-Z INDEX, and OOH SITE MAP. A search bar labeled "Search Handbook" with a "Go" button is also present. Below the navigation bar, the page title "OCCUPATIONAL OUTLOOK HANDBOOK" is displayed. The main content area includes a "Home" heading and a brief description of the OOH's purpose. On the left, there is a list of "OCCUPATION GROUPS" including Architecture and Engineering, Arts and Design, Building and Grounds Cleaning, Business and Financial, Community and Social Service, Computer and Information Technology, Construction and Extraction, Education, Training, and Library, Entertainment and Sports, Farming, Fishing, and Forestry, and Food Preparation and Serving. In the center, there is a "SELECT OCCUPATIONS BY" section with three dropdown menus: "2018 Median Pay", "Entry-Level Education", and "On-the-job Training". The "2018 Median Pay" dropdown is open, showing options: "\$80,000 or more", "\$60,000 to \$79,999", "\$40,000 to \$59,999", "\$30,000 to \$39,999", and "Less than \$30,000". The "Growth Rate (Projected)" dropdown is also open, showing options: "Much faster than average", "Faster than average", "As fast as average", "Slower than average", "Little or no change", and "Decline". A "GO" button is located to the right of the dropdown menus. Below the dropdown menus, there is a section for "Preparation Workers" with a photograph of food preparation workers and a description: "Food preparation workers perform many routine tasks under the direction of cooks, chefs, or food service managers." A "view profile" link is visible at the bottom right of the page.

Occupation finder

Occupation Finder : Occupational x +

bls.gov/ooh/occupation-finder.htm?pay=%2480%2C000+or+more&education=&training=&newjobs=&gro...

Occupation Finder

Search: Use the drop-down menu in one or more columns to narrow your search.
Sort: Use the arrows at the top of each column to sort alphabetically or numerically.

Showing 1 to 25 of 26 entries (filtered from 808 total entries)

Show entries

OCCUPATION	ENTRY-LEVEL EDUCATION	ON-THE-JOB TRAINING	PROJECTED NUMBER OF NEW JOBS	PROJECTED GROWTH RATE	2018 MEDIAN PAY
Financial managers	Bachelor's degree	None	50,000 or more	Much faster than average	\$80,000 or more
Health specialties teachers, postsecondary	Doctoral or professional degree	None	50,000 or more	Much faster than average	\$80,000 or more
Management analysts	Bachelor's degree	None	50,000 or more	Much faster than average	\$80,000 or more
Medical and health services managers	Bachelor's degree	None	50,000 or more	Much faster than average	\$80,000 or more
Nurse practitioners	Master's degree	None	50,000 or more	Much faster than average	\$80,000 or more
Physical therapists	Doctoral or professional degree	None	50,000 or more	Much faster than average	\$80,000 or more
Software developers, applications	Bachelor's degree	None	50,000 or more	Much faster than average	\$80,000 or more



A-Z index

- The A-Z index lists associated job titles and the occupational profile they are included in
- Helpful when you have a job title in mind but are not sure which profile it is in

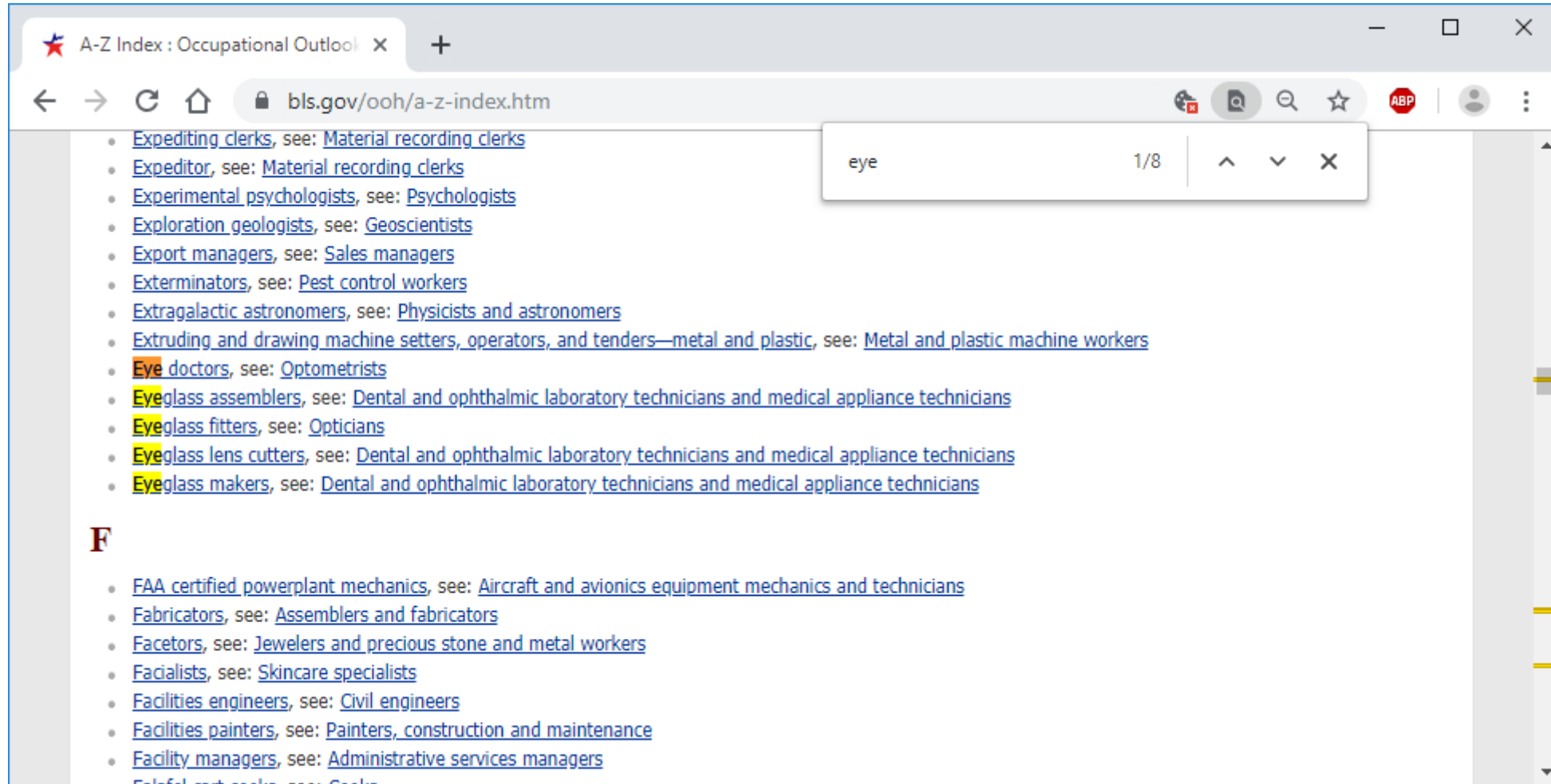


A-Z index

The screenshot shows the homepage of the Occupational Outlook Handbook (OOH) on the Bureau of Labor Statistics website. The browser address bar shows 'bls.gov/oooh/home.htm'. The main navigation bar includes 'Home', 'Subjects', 'Data Tools', 'Publications', 'Economic Releases', 'Students', and 'Beta'. The 'Economic Releases' menu item is circled in blue. Below the navigation bar, there is a search bar for the handbook and a secondary navigation bar with links like 'OOH HOME', 'OCCUPATION FINDER', and 'A-Z INDEX'. The main content area features a 'Home' section with a brief description of the OOH and two main interactive sections: 'OCCUPATION GROUPS' with a list of categories, and 'SELECT OCCUPATIONS BY' with filters for '2018 Median Pay', 'Entry-Level Education', 'On-the-job Training', 'Number of New Jobs (Projected)', and 'Growth Rate (Projected)'. A 'FEATURED OCCUPATION' section highlights 'Welders, Cutters, Solderers, and Brazers' with an image of a welder and a 'view profile' link.



A-Z index



The screenshot shows a web browser window with the URL bls.gov/ooh/a-z-index.htm. The page displays a list of occupations under the letter 'E'. A search box in the top right corner contains the text 'eye' and shows '1/8' results. The list includes:

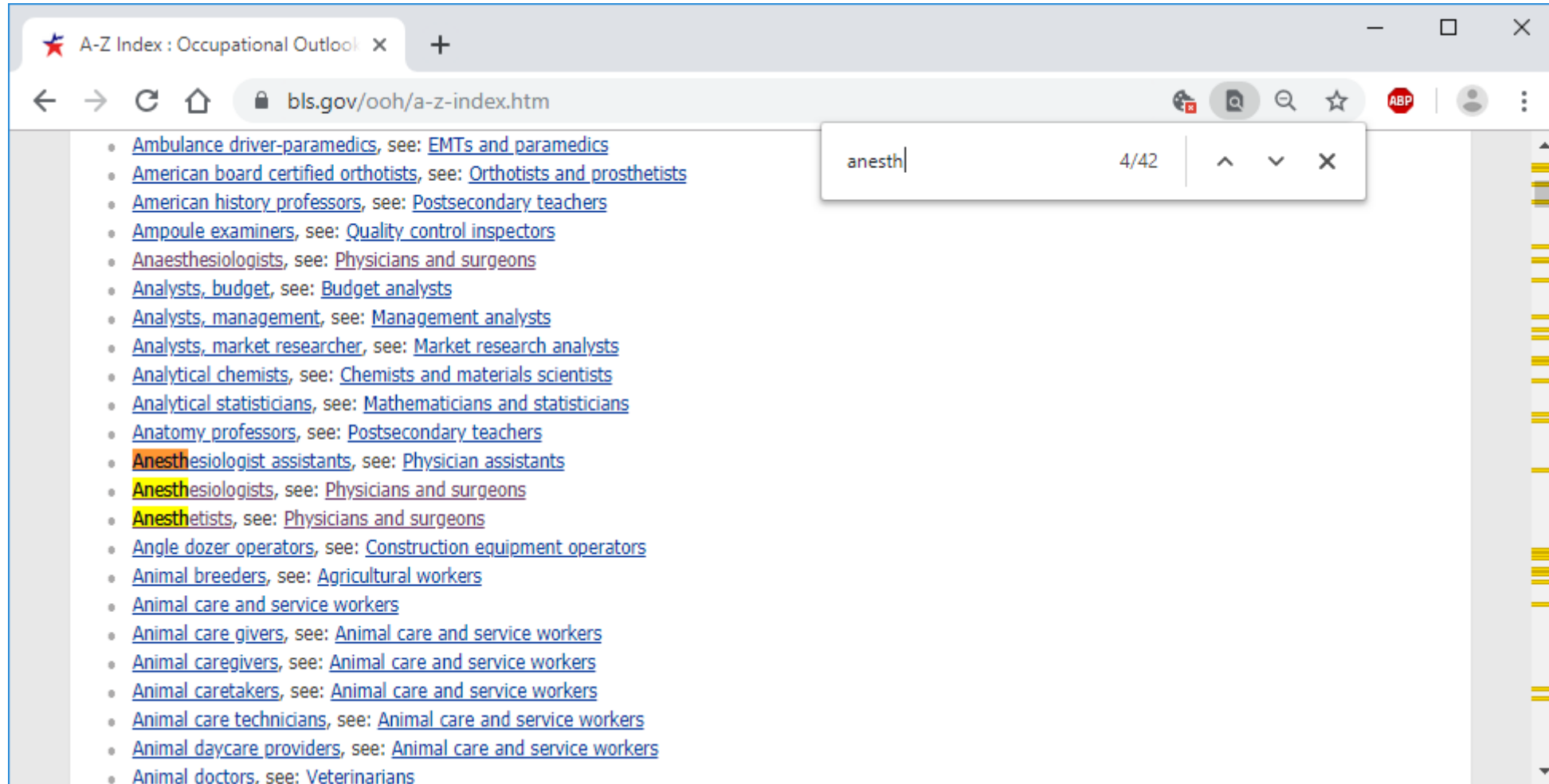
- [Expediting clerks](#), see: [Material recording clerks](#)
- [Expeditor](#), see: [Material recording clerks](#)
- [Experimental psychologists](#), see: [Psychologists](#)
- [Exploration geologists](#), see: [Geoscientists](#)
- [Export managers](#), see: [Sales managers](#)
- [Exterminators](#), see: [Pest control workers](#)
- [Extragalactic astronomers](#), see: [Physicists and astronomers](#)
- [Extruding and drawing machine setters, operators, and tenders—metal and plastic](#), see: [Metal and plastic machine workers](#)
- **E**ye doctors, see: [Optometrists](#)
- **E**yeglass assemblers, see: [Dental and ophthalmic laboratory technicians and medical appliance technicians](#)
- **E**yeglass fitters, see: [Opticians](#)
- **E**yeglass lens cutters, see: [Dental and ophthalmic laboratory technicians and medical appliance technicians](#)
- **E**yeglass makers, see: [Dental and ophthalmic laboratory technicians and medical appliance technicians](#)

F

- [FAA certified powerplant mechanics](#), see: [Aircraft and avionics equipment mechanics and technicians](#)
- [Fabricators](#), see: [Assemblers and fabricators](#)
- [Facetors](#), see: [Jewelers and precious stone and metal workers](#)
- [Facialists](#), see: [Skincare specialists](#)
- [Facilities engineers](#), see: [Civil engineers](#)
- [Facilities painters](#), see: [Painters, construction and maintenance](#)
- [Facility managers](#), see: [Administrative services managers](#)



A-Z index

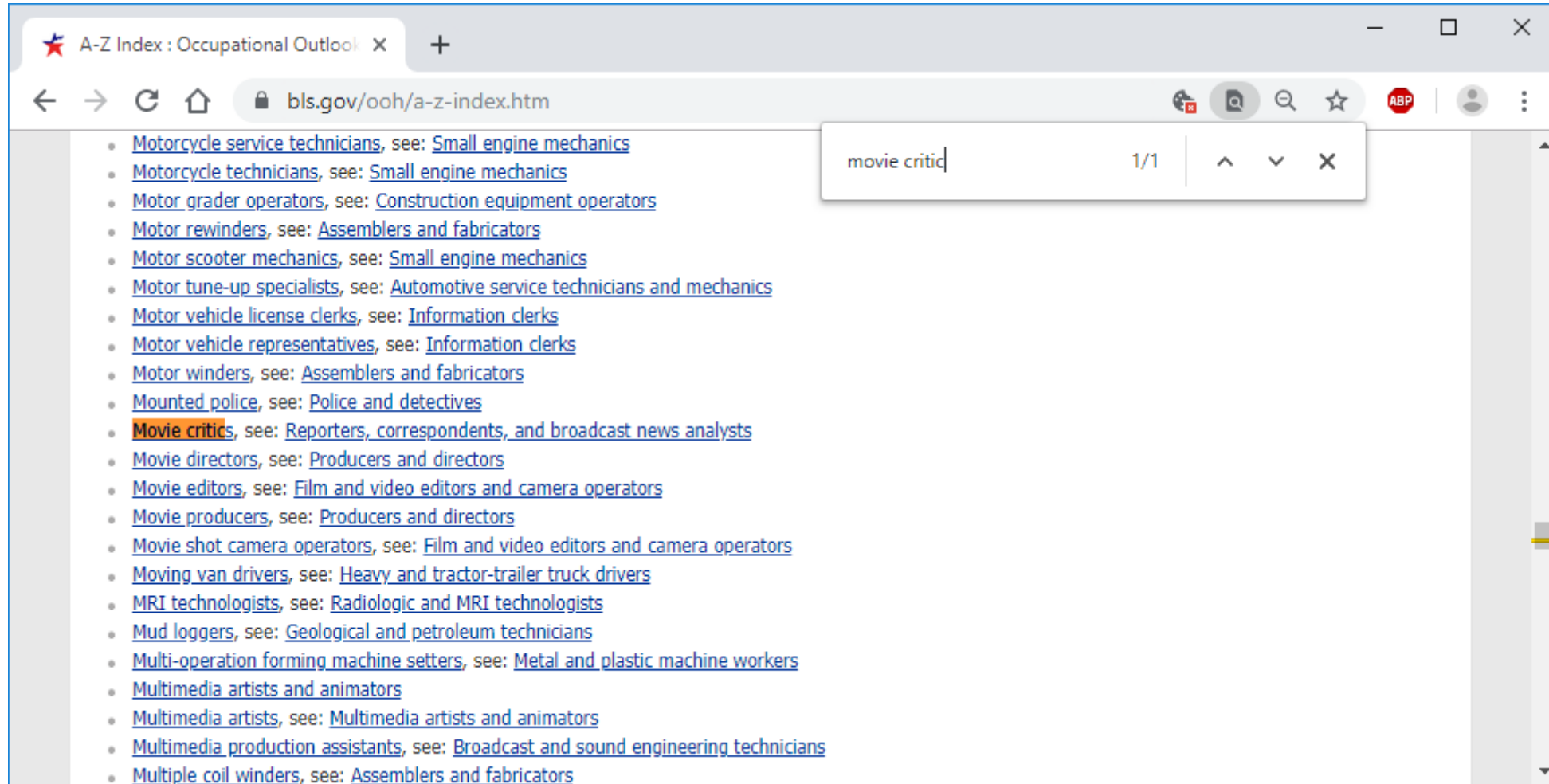


The screenshot shows a web browser window with the URL bls.gov/ooh/a-z-index.htm. The page displays a list of occupational terms with cross-references. A search box is overlaid on the page, containing the text "anesth" and showing "4/42" results. The search results list the following items:

- [Ambulance driver-paramedics](#), see: [EMTs and paramedics](#)
- [American board certified orthotists](#), see: [Orthotists and prosthetists](#)
- [American history professors](#), see: [Postsecondary teachers](#)
- [Ampoule examiners](#), see: [Quality control inspectors](#)
- [Anaesthesiologists](#), see: [Physicians and surgeons](#)
- [Analysts, budget](#), see: [Budget analysts](#)
- [Analysts, management](#), see: [Management analysts](#)
- [Analysts, market researcher](#), see: [Market research analysts](#)
- [Analytical chemists](#), see: [Chemists and materials scientists](#)
- [Analytical statisticians](#), see: [Mathematicians and statisticians](#)
- [Anatomy professors](#), see: [Postsecondary teachers](#)
- [Anesthesiologist assistants](#), see: [Physician assistants](#)
- [Anesthesiologists](#), see: [Physicians and surgeons](#)
- [Anesthetists](#), see: [Physicians and surgeons](#)
- [Angle dozer operators](#), see: [Construction equipment operators](#)
- [Animal breeders](#), see: [Agricultural workers](#)
- [Animal care and service workers](#)
- [Animal care givers](#), see: [Animal care and service workers](#)
- [Animal caregivers](#), see: [Animal care and service workers](#)
- [Animal caretakers](#), see: [Animal care and service workers](#)
- [Animal care technicians](#), see: [Animal care and service workers](#)
- [Animal daycare providers](#), see: [Animal care and service workers](#)
- [Animal doctors](#), see: [Veterinarians](#)



A-Z index



The screenshot shows a web browser window with the URL bls.gov/ooh/a-z-index.htm. The page displays a list of occupational categories with search suggestions. A search bar in the top right corner contains the text "movie critic".

- [Motorcycle service technicians](#), see: [Small engine mechanics](#)
- [Motorcycle technicians](#), see: [Small engine mechanics](#)
- [Motor grader operators](#), see: [Construction equipment operators](#)
- [Motor rewinders](#), see: [Assemblers and fabricators](#)
- [Motor scooter mechanics](#), see: [Small engine mechanics](#)
- [Motor tune-up specialists](#), see: [Automotive service technicians and mechanics](#)
- [Motor vehicle license clerks](#), see: [Information clerks](#)
- [Motor vehicle representatives](#), see: [Information clerks](#)
- [Motor winders](#), see: [Assemblers and fabricators](#)
- [Mounted police](#), see: [Police and detectives](#)
- **Movie critics**, see: [Reporters, correspondents, and broadcast news analysts](#)
- [Movie directors](#), see: [Producers and directors](#)
- [Movie editors](#), see: [Film and video editors and camera operators](#)
- [Movie producers](#), see: [Producers and directors](#)
- [Movie shot camera operators](#), see: [Film and video editors and camera operators](#)
- [Moving van drivers](#), see: [Heavy and tractor-trailer truck drivers](#)
- [MRI technologists](#), see: [Radiologic and MRI technologists](#)
- [Mud loggers](#), see: [Geological and petroleum technicians](#)
- [Multi-operation forming machine setters](#), see: [Metal and plastic machine workers](#)
- [Multimedia artists and animators](#)
- [Multimedia artists](#), see: [Multimedia artists and animators](#)
- [Multimedia production assistants](#), see: [Broadcast and sound engineering technicians](#)
- [Multiple coil winders](#), see: [Assemblers and fabricators](#)

Job outlook tab and detailed table

The screenshot shows the Occupational Outlook Handbook page for Architects. The 'Job Outlook' tab is selected, and a blue circle highlights the 'State & Area Data' link at the bottom right of the page.

Job Outlook

Employment of architects is projected to grow 8 percent from 2018 to 2028, faster than the average for all occupations.

Architects are expected to be needed to make plans and designs for the construction and renovation of homes, offices, retail stores, and other structures. Many school districts and universities are expected to build new facilities or renovate existing ones. In addition, demand is expected for more healthcare facilities as the baby-boomer population ages and as more people use healthcare services.

Demand for architects with a knowledge of "green design," also called sustainable design, is expected to continue. Architects should be needed to design buildings and structures that efficiently use resources, such as energy and water conservation; reduce waste and pollution; and apply environmentally friendly design, specifications, and materials.

Job Prospects

With a high number of students graduating with degrees in architecture, strong competition for internships and jobs is expected.

Employment of architects is strongly tied to the activity of the construction industry. Therefore, these workers may experience periods of unemployment when there is a slowdown in requests for new projects or when the overall level of construction falls.

Employment projections data for architects, 2018-28

Occupational Title	SOC Code	Employment, 2018	Projected Employment, 2028	Change, 2018-28		Employment by Industry
				Percent	Numerical	
Architects, except landscape and naval	17-1011	133,900	145,100	8	11,200	Get data

SOURCE: U.S. Bureau of Labor Statistics, Employment Projections program



Job outlook tab and detailed table

National Employment Matrix_OC x +

data.bls.gov/projections/nationalMatrix?queryParams=17-1011&ioType=o

Industry Title	Industry Code	Industry Type	2018 Employment	2018 Percent of Occupation	Projected 2028 Employment	Projected 2028 Percent of Occupation	Employment change, 2018-2028	Employment change, 2018-2028 (percent)
<input type="text" value="Search"/>	<input type="text" value="Search"/>							
Total employment	TE1000	Summary	133.9	100.0	145.1	100.0	11.2	8.4
Self-employed workers	TE1100	Line Item	26.8	20.0	28.0	19.3	1.2	4.5
Total wage and salary employment	TE1200	Summary	107.0	80.0	117.1	80.7	10.0	9.4
Construction	230000	Summary	3.6	2.7	4.1	2.8	0.5	13.0
Construction of buildings	236000	Summary	3.3	2.4	3.7	2.5	0.4	13.3
Residential building construction	236100	Line Item	1.9	1.4	2.1	1.5	0.3	13.9
Nonresidential building construction	236200	Line Item	1.4	1.0	1.6	1.1	0.2	12.4
Heavy and civil engineering construction	237000	Summary	0.1	0.1	0.2	0.1	0.0	6.4
Land subdivision	237200	Line Item	0.1	0.1	0.1	0.1	0.0	0.2
Specialty trade contractors	238000	Summary	0.2	0.2	0.2	0.2	0.0	13.5
Foundation, structure, and building exterior contractors	238100	Summary	0.1	0.1	0.1	0.1	0.0	12.5
Building equipment contractors	238200	Summary	0.1	0.1	0.1	0.1	0.0	15.8
Plumbing, heating, and air-conditioning contractors	238220	Line Item	0.1	0.0	0.1	0.1	0.0	17.3
Building finishing contractors	238300	Summary	0.1	0.0	0.1	0.0	0.0	12.1
Manufacturing	31-330	Summary	0.6	0.4	0.6	0.4	0.0	0.8
Wood product manufacturing	321000	Summary	0.2	0.1	0.2	0.1	0.0	0.6



Job outlook tab and detailed table

National Employment Matrix_OC x +

data.bls.gov/projections/nationalMatrix?queryParam=17-11&ioType=o

Industry Title	Industry Code	Industry Type	2018 Employment	2018 Percent of Occupation	Projected 2028 Employment	Projected 2028 Percent of Occupation	Employment change, 2018-2028	Employment change, 2018-2028 (percent)
<input type="text" value="Search"/>	<input type="text" value="Search"/>							
Total employment	TE1000	Summary	139.9	100.0	145.1	100.0	11.2	8.4
Total wage and salary employment	TE1200	Summary	117.0	80.0	117.1	80.7	10.0	9.4
Professional, scientific, and technical services	540000	Summary	94.1	70.3	103.2	71.2	9.2	9.8
Professional, scientific, and technical services	541000	Summary	94.1	70.3	103.2	71.2	9.2	9.8
Architectural, engineering, and related services	541300	Summary	91.9	68.7	100.8	69.5	8.9	9.7
Self-employed workers	TE1100	Line Item	26.8	20.0	28.0	19.3	1.2	4.5
Engineering services	541330	Line Item	8.6	6.4	10.1	7.0	1.5	17.4
Construction	230000	Summary	3.6	2.7	4.1	2.8	0.5	13.0
Government	900000	Summary	3.7	2.7	3.7	2.6	0.1	1.9
Construction of buildings	236000	Summary	3.3	2.4	3.7	2.5	0.4	13.3
Residential building construction	236100	Line Item	1.9	1.4	2.1	1.5	0.3	13.9
Specialized design services	541400	Line Item	1.4	1.1	1.5	1.0	0.1	6.2
Federal government	910000	Summary	1.5	1.1	1.5	1.0	0.0	-0.5
Federal government, excluding postal service	999100	Line Item	1.4	1.1	1.4	1.0	0.0	0.5
Nonresidential building construction	236200	Line Item	1.4	1.0	1.6	1.1	0.2	12.4
Educational services; state, local, and private	610000	Summary	1.2	0.9	1.2	0.9	0.1	5.7
Educational services; state, local, and private	611000	Summary	1.2	0.9	1.2	0.9	0.1	5.7



Job outlook tab and detailed table

National Employment Matrix_INE x +

data.bls.gov/projections/nationalMatrix?queryParams=54300&io_type=i

Occupation Title	Occupation Code	Occupation Type	2018 Employment	2018 Percent of Industry	Projected 2028 Employment	Projected 2028 Percent of Industry	Employment change, 2018-2028	Employment change, 2018-2028 (percent)
<input type="text" value="Search"/>	<input type="text" value="Search"/>							
Total, all occupations	00-0000	Summary	1,475.8	100.0	1,543.9	100.0	68.1	4.6
Architecture and engineering occupations	17-0000	Summary	730.3	49.5	780.6	50.6	50.3	6.9
Engineers	17-2000	Summary	369.4	25.0	401.0	26.0	31.6	8.5
Drafters, engineering technicians, and mapping technicians	17-3000	Summary	219.7	14.9	227.2	14.7	7.5	3.4
Civil engineers	17-2051	Line Item	169.3	11.5	180.3	11.7	11.0	6.5
Office and administrative support occupations	43-0000	Summary	150.9	10.2	140.0	9.1	-10.9	-7.2
Architects, surveyors, and cartographers	17-1000	Summary	141.2	9.6	152.5	9.9	11.2	7.9
Management occupations	11-0000	Summary	138.0	9.4	146.0	9.5	8.0	5.8
Architects, except naval	17-1010	Summary	104.6	7.1	113.8	7.4	9.2	8.8
Drafters	17-3010	Summary	97.2	6.6	97.1	6.3	-0.2	-0.2
Business and financial operations occupations	13-0000	Summary	93.0	6.3	98.7	6.4	5.7	6.2
Architects, except landscape and naval	17-1011	Line Item	91.9	6.2	100.8	6.5	8.9	9.7
Engineering technicians, except drafters	17-3020	Summary	87.8	5.9	93.7	6.1	5.9	6.7
Computer and mathematical occupations	15-0000	Summary	83.8	5.7	89.9	5.8	6.1	7.3
Computer occupations	15-1100	Summary	81.2	5.5	86.8	5.6	5.5	6.8
Architectural and civil drafters	17-3011	Line Item	74.0	5.0	73.7	4.8	-0.3	-0.4
Business operations specialists	13-1000	Summary	70.0	4.7	76.5	5.0	6.5	9.3



BLS *OOH* app

- *CareerInfo*
- Available by September 30
- Upcoming releases and new features

Available on the
App Store

Available on
Google Play



Contact Information

Domingo Angeles

Division of Occupational Employment Projections

www.bls.gov/emp

(202) 691-5700

OOH_Info@bls.gov

