

# Better Faster:

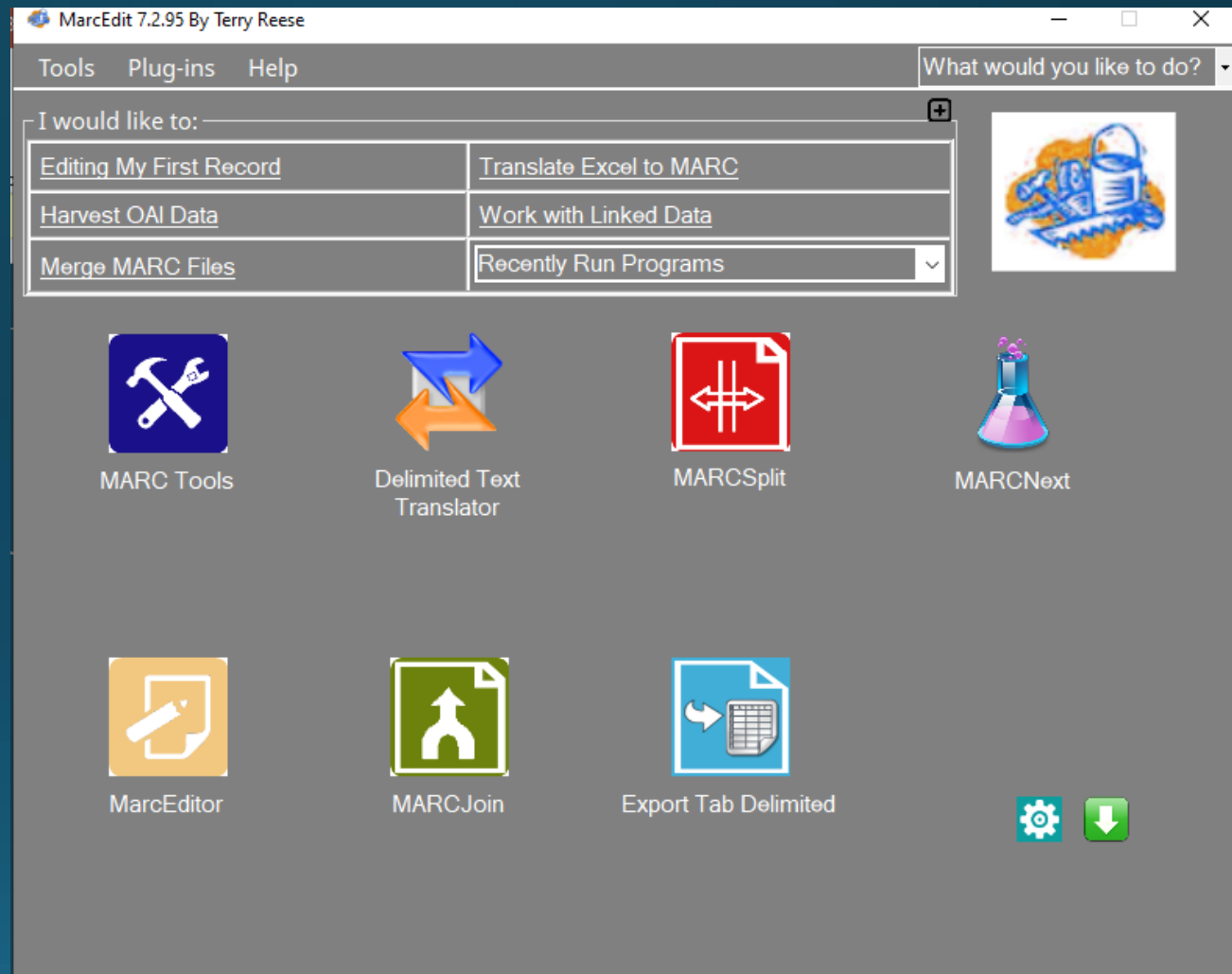
## Using MarcEdit to Process and Enhance CRDP Records

FDLP Academy

Presented by: Leslie A. Engelson

March 16, 2021

- Validate MaRC records
- Check fields for errors
- Consolidate tasks in Task Manager
- Add URIs (linked data)
- Remove records from sets



# Records

- Library Management System - Alma
- Files from Marcive
  - New Physical
  - Changed Physical
  - New Online
  - Changed Online



The adventure begins...

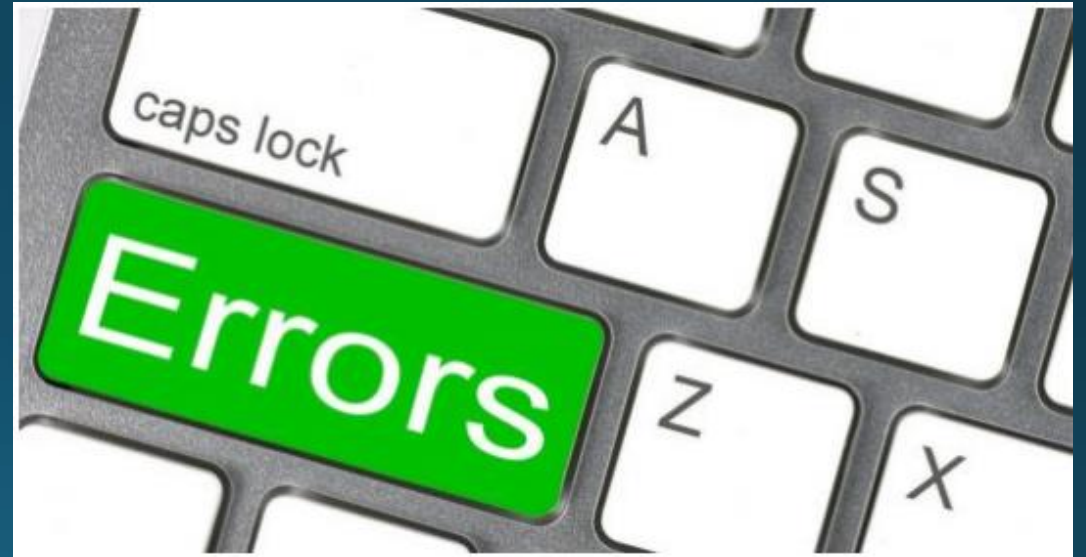
# Validate

- Menu > Reports > MARCValidator
- Ctrl+M
  
- Check MARC Using Rules File
  - Group results by error
- Validate Record Structure



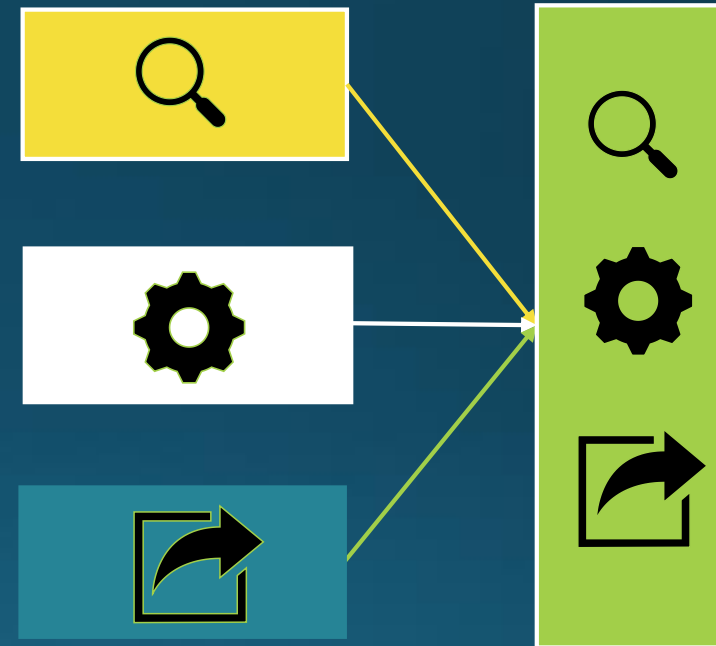
# Check fields for errors

- Menu > Reports > Field Count
  - Fields that don't belong or are missing, depending on format.
- Edit > Find
  - Search for a specific tag
  - Use = before tag number
- Edit > Edit Shortcuts > Field Edits > Find Records Missing Field
  - Search for a specific tag
  - Do not use = before tag number



# Consolidate tasks

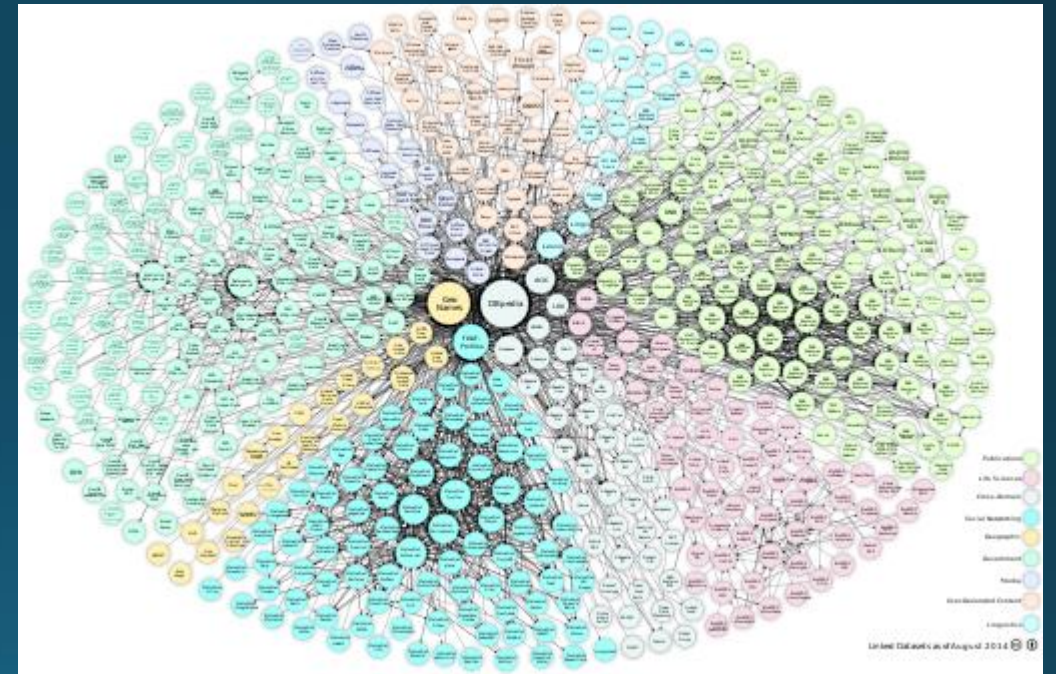
- Tools > Manage Tasks
  - For creating a string of tasks
  - Order is important
- Tools > Assigned Tasks > Currently Available Tasks
  - For running a string of tasks





# Add URIs

- Tools > Linked Data Tools > Build Linked Records



Max Schmachtenberg, Christian Bizer, Anja Jentzsch, and Richard Cyganiak, CCBY-SA 3.0,  
via Wikimedia Commons



# Remove Records from Sets

- After editing and making the file => MarcEdit Main menu
- Tools > Select Marc Records



# Demonstration

- But, first, any questions?



# Leslie A. Engelson

Metadata Librarian

Murray State University

[lengelson@murraystate.edu](mailto:lengelson@murraystate.edu)

