

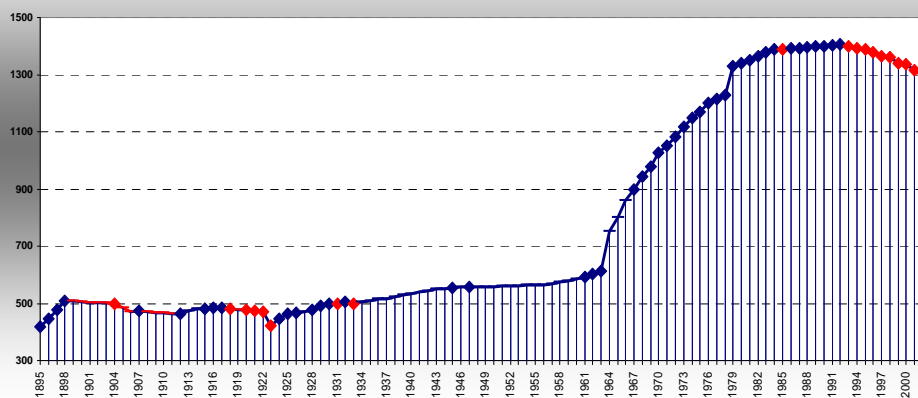
Deposits & Withdrawals A Survey of Depository Libraries That Have Recently Changed Status

Aric Ahrens
Illinois Institute of Technology

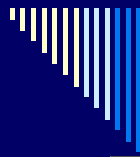
Luke Griffin
Jacksonville State University

© 2003- Luke Griffin & Aric Ahrens

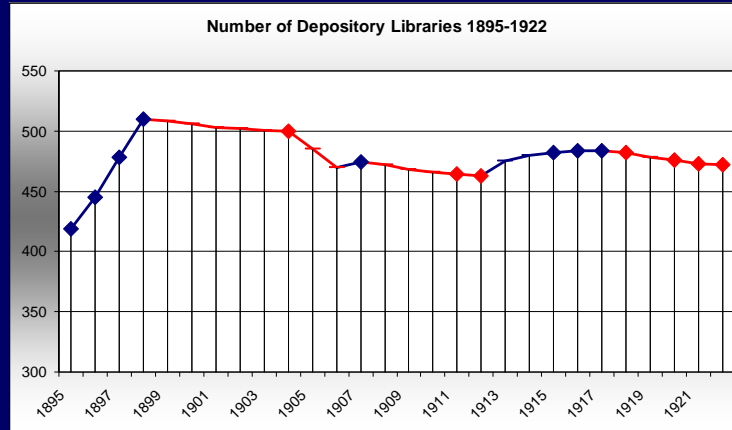
Number of Depository Libraries 1895-2002



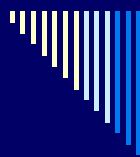
© 2003- Luke Griffin & Aric Ahrens



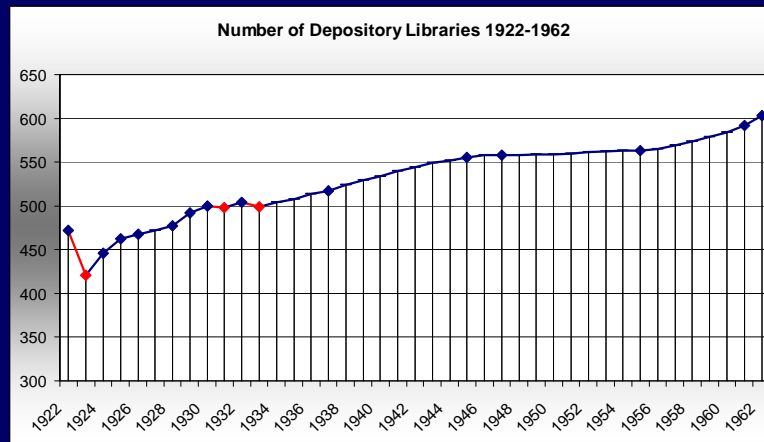
Formative Era – FDLP Takes Shape 1895-1922



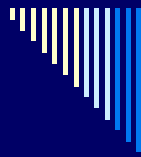
© 2003- Luke Griffin & Aric Ahrens



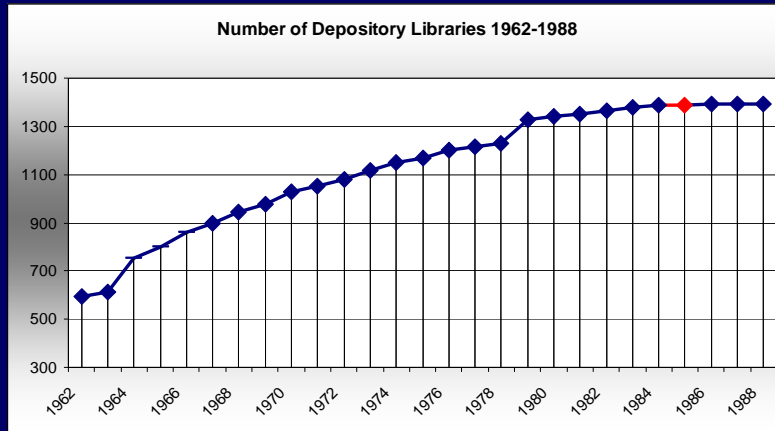
Selective Depository Era: 1922-1962




© 2003- Luke Griffin & Aric Ahrens



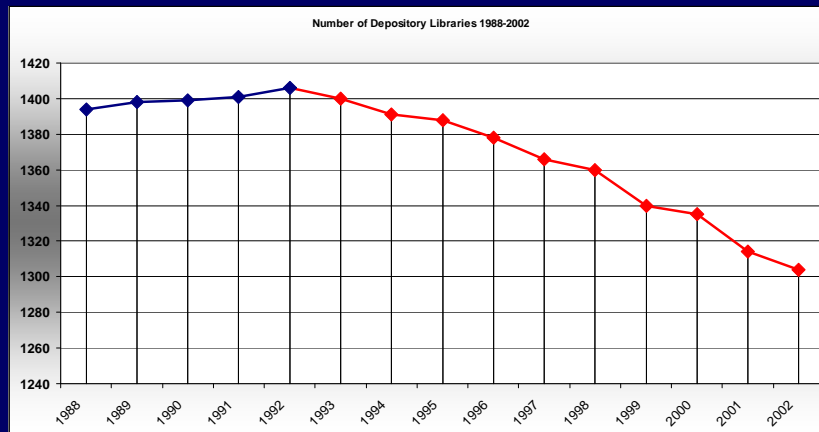
Expansion Era 1962-1988



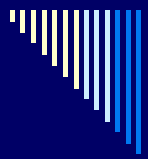
© 2003- Luke Griffin & Aric Ahrens



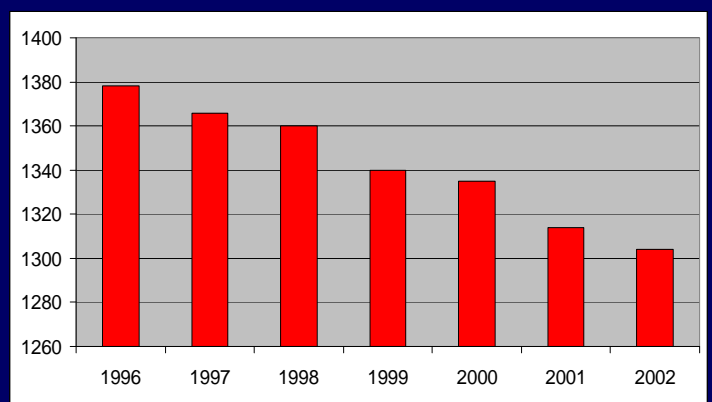
Electronic Era 1988-present




© 2003- Luke Griffin & Aric Ahrens



1996-2002




© 2003- Luke Griffin & Aric Ahrens



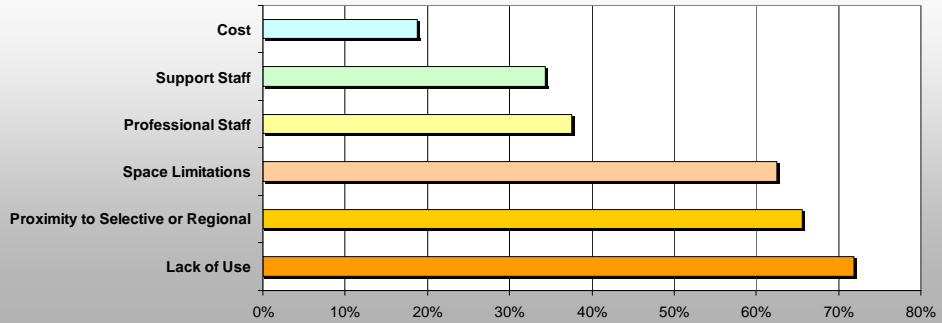
WHY?

© 2003- Luke Griffin & Aric Ahrens




1985 Survey of Libraries that Dropped Out of the FDLP

Quantitative Study 1985: Herson, McClure, & Purcell
32 Libraries

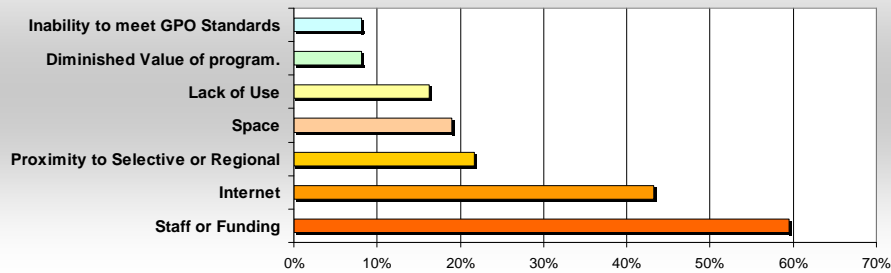


© 2003- Luke Griffin & Aric Ahrens

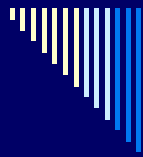


2002 Qualitative Summary of Libraries that Dropped Out of the FDLP

Reasons for Leaving the FDLP
2000-2002
37 Libraries




© 2003- Luke Griffin & Aric Ahrens



Surveys and Profile

- Survey of FDLP libraries that have dropped out since 1996.
- Survey of FDLP libraries that have joined the program since 1992.
- Profile of the libraries that have dropped out.


© 2003- Luke Griffin & Aric Ahrens



Survey Response Rates

- Drops Survey – FY 1996-2002
 - 78 of 103 surveyed libraries responded
 - 76% Response Rate
 - Addressing Problems
- Adds Survey – FY 1992-2002
 - 15 of 29 surveyed libraries responded
 - 52% Response Rate

© 2003- Luke Griffin & Aric Ahrens

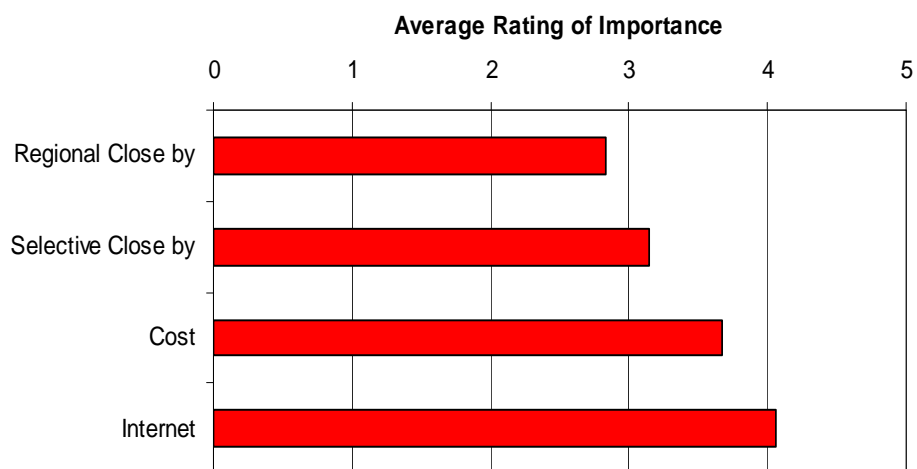


Why are Depositories Dropping or Adding?

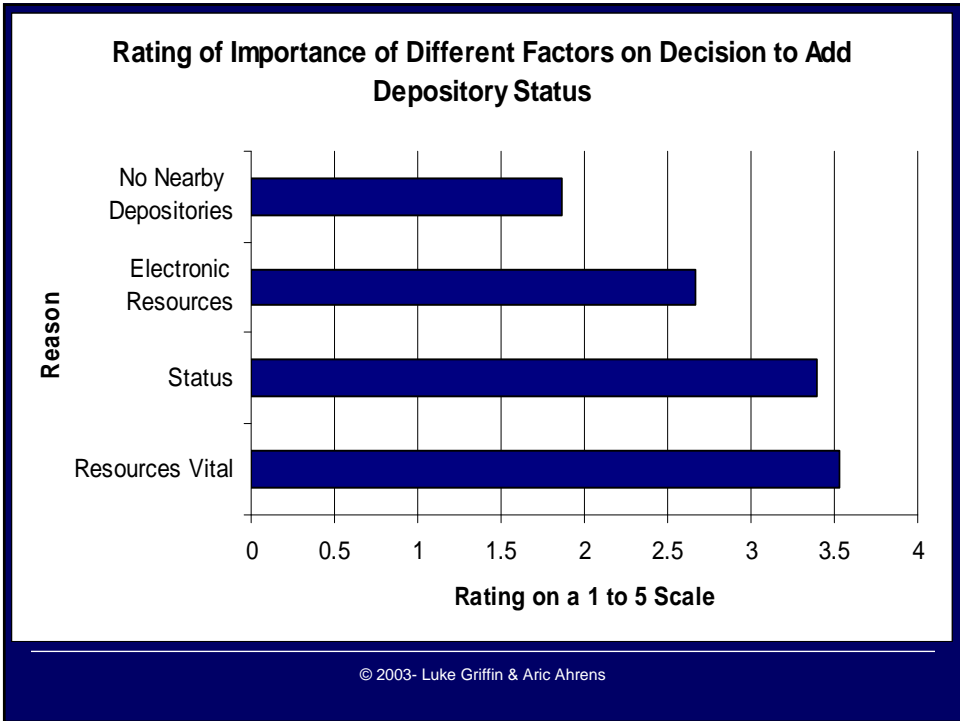
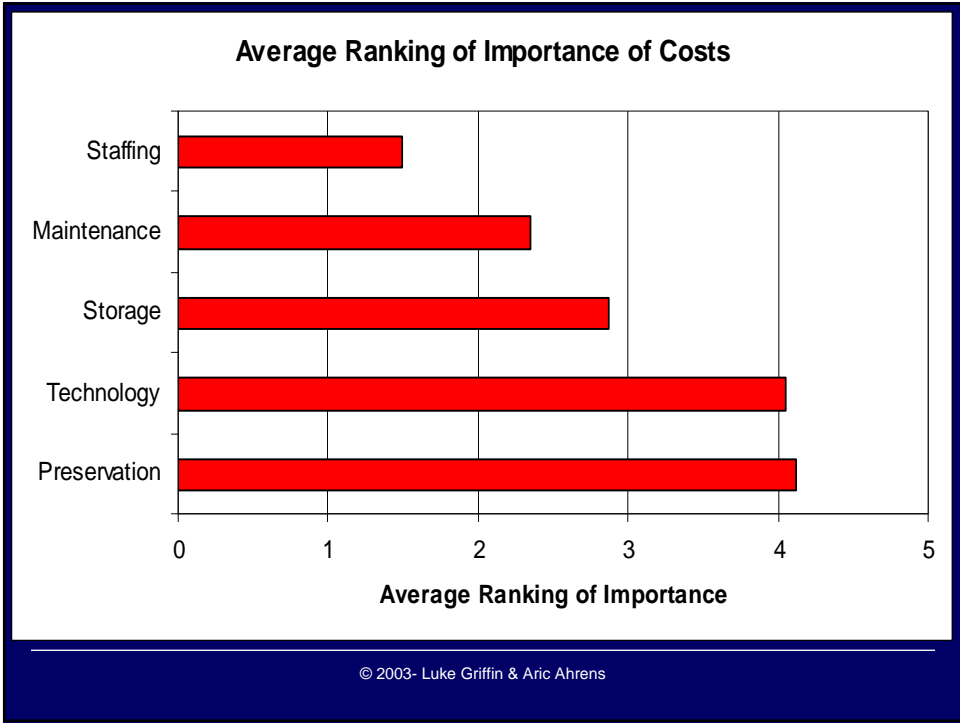
- Survey Results – 1 to 5 Scale
 - Rating of reasons for leaving FDLP
 - Ranking of importance of different costs on decision to leave FDLP
 - Rating of reasons for joining FDLP
 - Rating of satisfaction level with FDLP

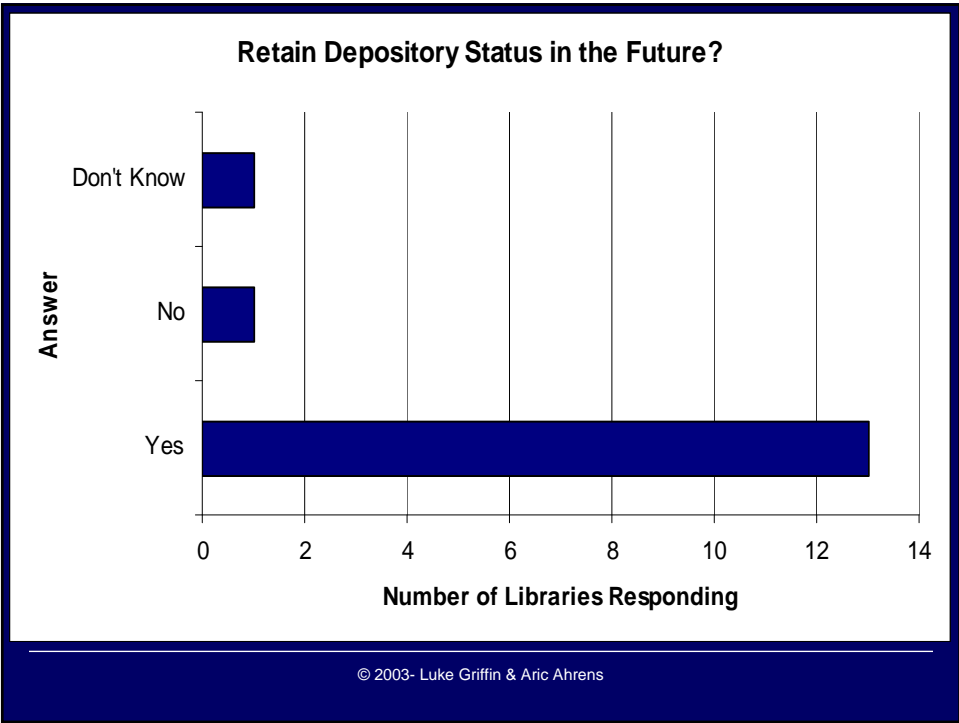
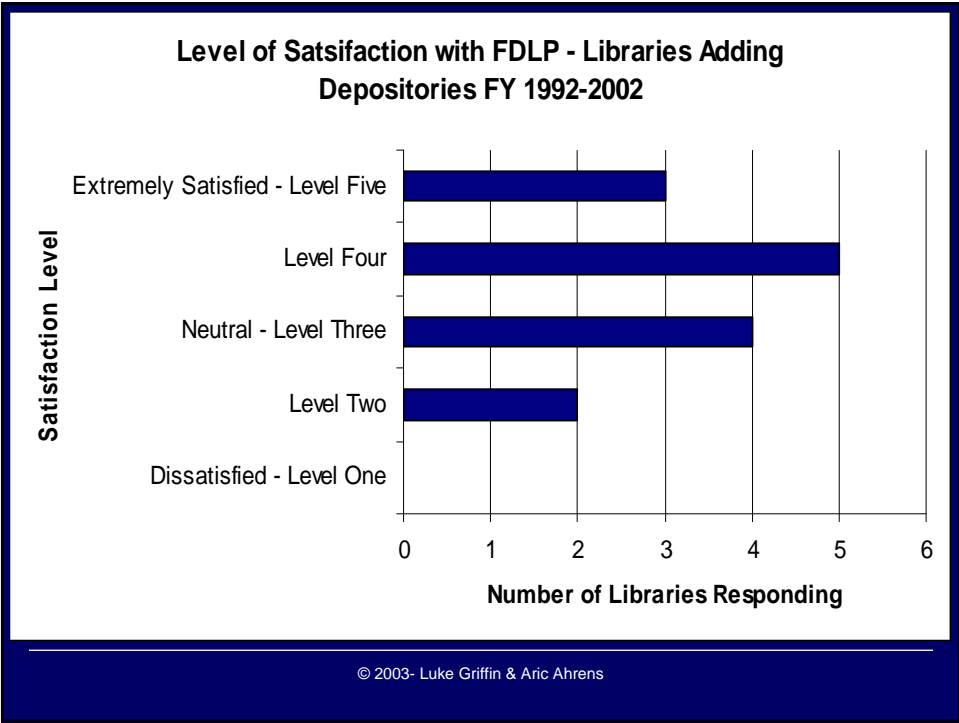
© 2003- Luke Griffin & Aric Ahrens

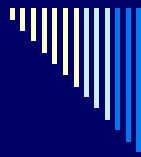
Rating of Importance of Factors on Decision to Leave the FDLP



© 2003- Luke Griffin & Aric Ahrens








What Factors do Dropping Libraries Have in Common?

- Selection Rate
 - Low Selection Rate – More Often
- Collection Size
 - Small Collection – More Often
- Designation Date
 - Post 1961 Designation – More Often
- Library Type
 - Public More Often, Law Less Often

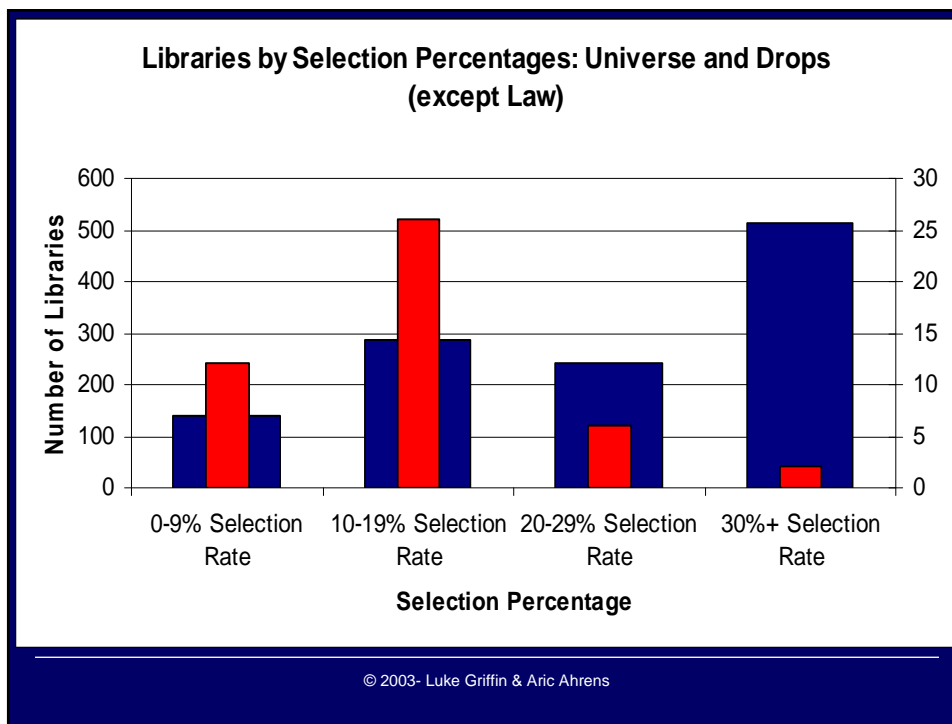
© 2003- Luke Griffin & Aric Ahrens



Factor #1: Selection Rate

- A Selection Rate of Under 20% corresponds to a Higher Drop Rate

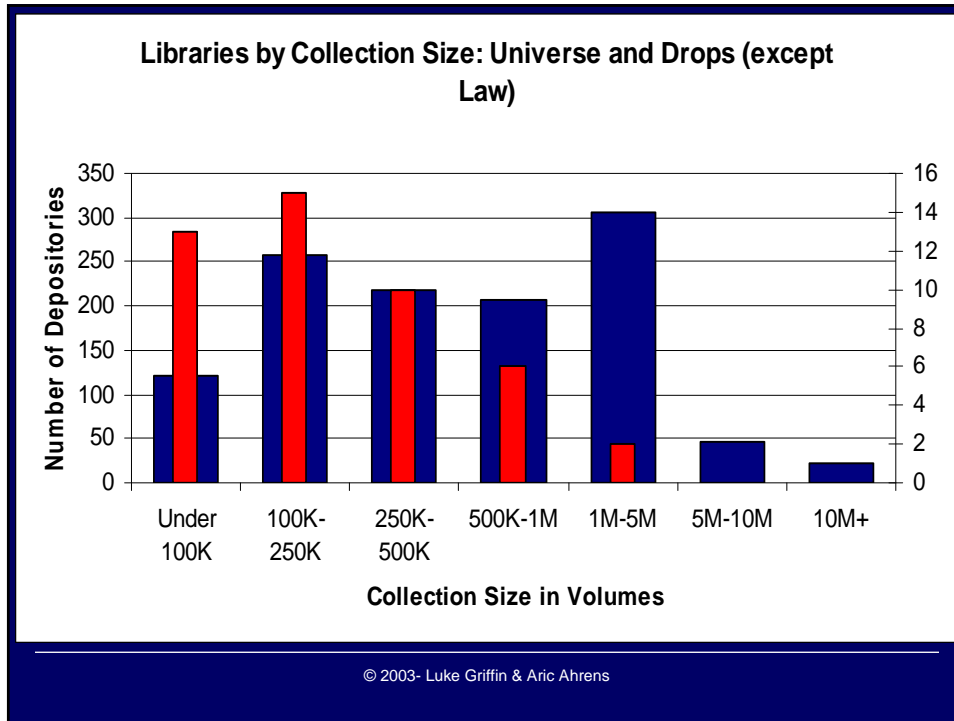
© 2003- Luke Griffin & Aric Ahrens



Factor #2: Collection Size

- A Collection Size of fewer than 1,000,000 volumes corresponds to a higher Drop Rate

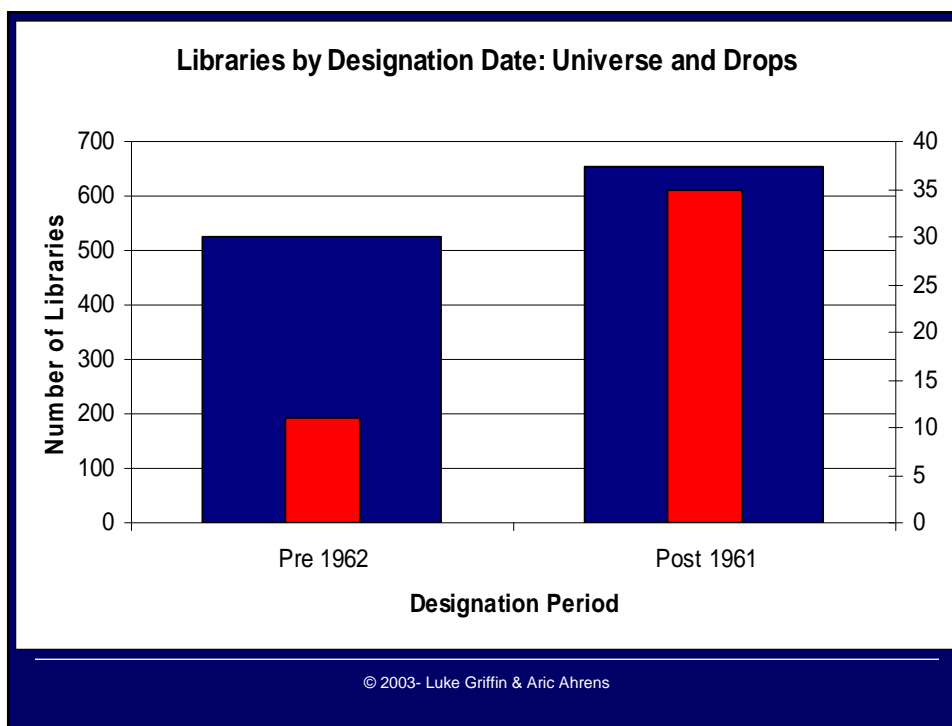
© 2003- Luke Griffin & Aric Ahrens



Factor #3: Designation Year

- A Designation Year of 1962 or later corresponds to a Higher Drop Rate
 - Law changes in 1962

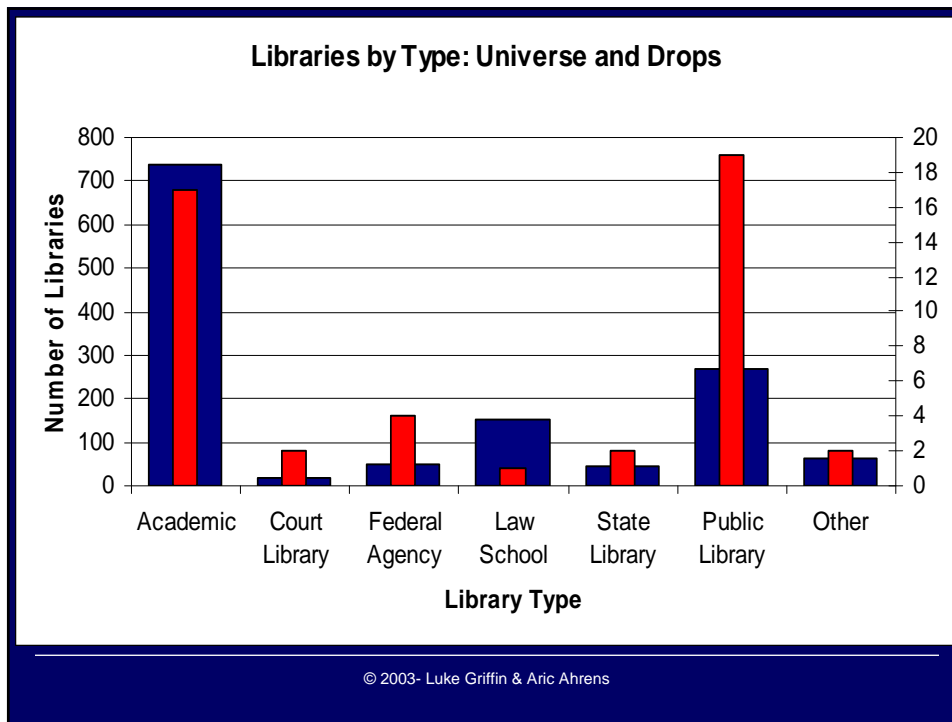
© 2003- Luke Griffin & Aric Ahrens



Factor #4: Library Type

- Public Libraries have a higher Drop Rate
- Law Libraries have a lower Drop Rate
 - Consistently meet other 3 Factors, yet do not drop much

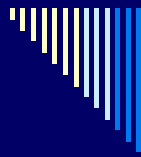
© 2003- Luke Griffin & Aric Ahrens



Law Libraries - Theory

- Have low selection percentages, small collections, and recent designation dates; yet they don't drop often
- Focused collections mean that small collections are normal, and low selection percentages can address their needs
- Exceptions to the formula


© 2003- Luke Griffin & Aric Ahrens



Public Libraries - Theory

- Up to eight areas of focus identified in texts when discussing Public Libraries' Missions.
 - Government Documents extremely relevant in only 2 of 8 areas
- Lower selection rate among Public Libraries:
 - May be a normal result of limited need
 - May be necessary result of distribution of resources due to broader mission
- Difficult to determine without focused survey

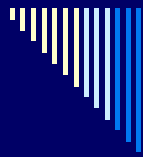
© 2003- Luke Griffin & Aric Ahrens



Public Libraries

- 355 Non-Law Libraries do not meet criteria of either less than 20% Selection Rate or less than 1 Million Volume Collection size
- The 1 and only drop from this group happened to be a Public Library
- Not statistically significant
- Not a major factor when viewed alone


© 2003- Luke Griffin & Aric Ahrens



Post 1961 Designation Dates - Theory

- Law changes in 1962
 - Major increase in open slots
- Less difficult to join FDLP
 - Pre 1962 Depositories had to fight for admission
 - Post 1961 Depositories, by comparison, had much easier time
- Post 1961 Libraries
 - Lower Selection Rates than Pre 1962 Libraries
 - Smaller Collections than Pre 1962 Libraries
 - Difficult to establish independence from these variables

© 2003- Luke Griffin & Aric Ahrens



Post 1961 Designation Dates

- 355 Non-Law Libraries do not meet criteria of either less than 20% Selection Rate or less than 1 Million Volume Collection size
- No libraries from this group who dropped were designated after 1961
- Not a major factor when viewed alone

© 2003- Luke Griffin & Aric Ahrens



Factor Summary

- Exclusionary Factor: Library Type
 - Law Libraries
- Primary Factor #1: Selection Rate
 - Less than 20%
- Primary Factor #2: Collection Size
 - Less than 1 Million volumes
- Secondary Factor #1: Library Type
 - Public Libraries
- Secondary Factory #2: Designation Date
 - Post 1961

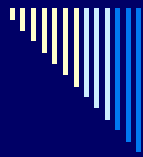
© 2003- Luke Griffin & Aric Ahrens



Primary Factors

- Selection Rate and Collection Size
 - Nearly Universal Application
 - Factors under control of Library to some degree
- Exclude Law Libraries
 - Formula doesn't work; they don't drop often


© 2003- Luke Griffin & Aric Ahrens



Secondary Factors

- Designation Date: Post 1961
 - Not significant by itself
 - May increase likelihood of dropping, but only when combined with Primary Factors
- Library Type: Public Library
 - Not significant by itself
 - May increase likelihood of dropping, but only when combined with Primary Factors


© 2003- Luke Griffin & Aric Ahrens

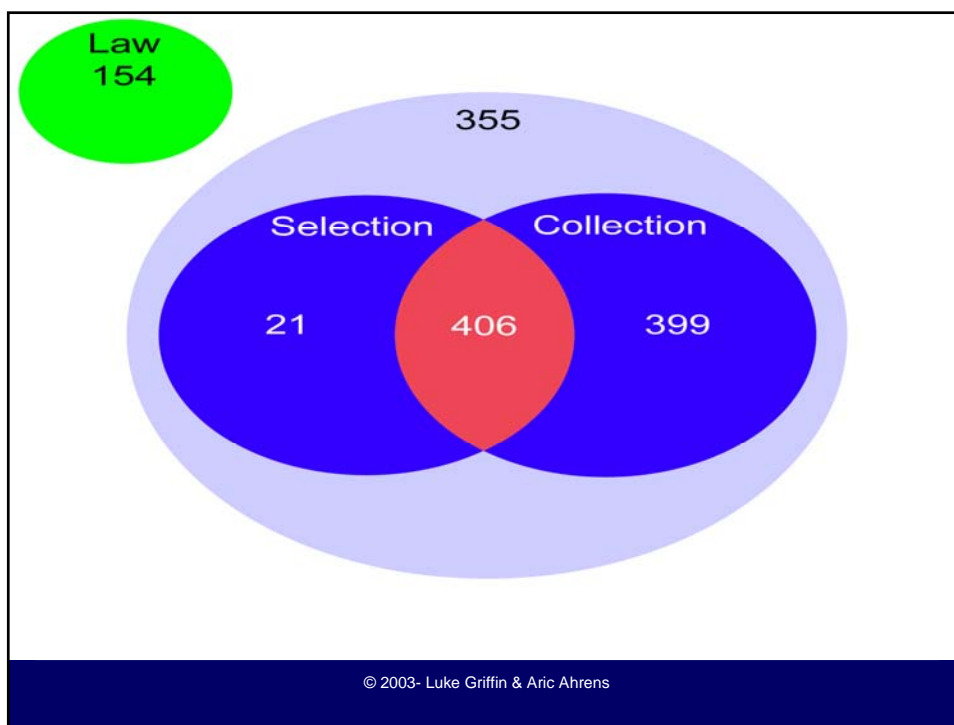
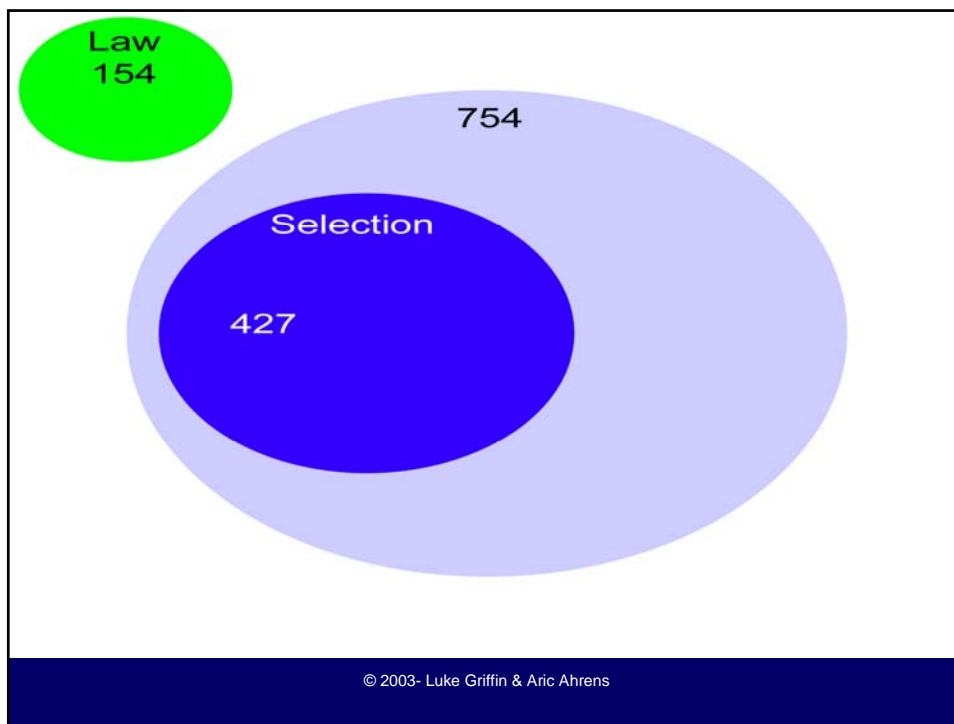


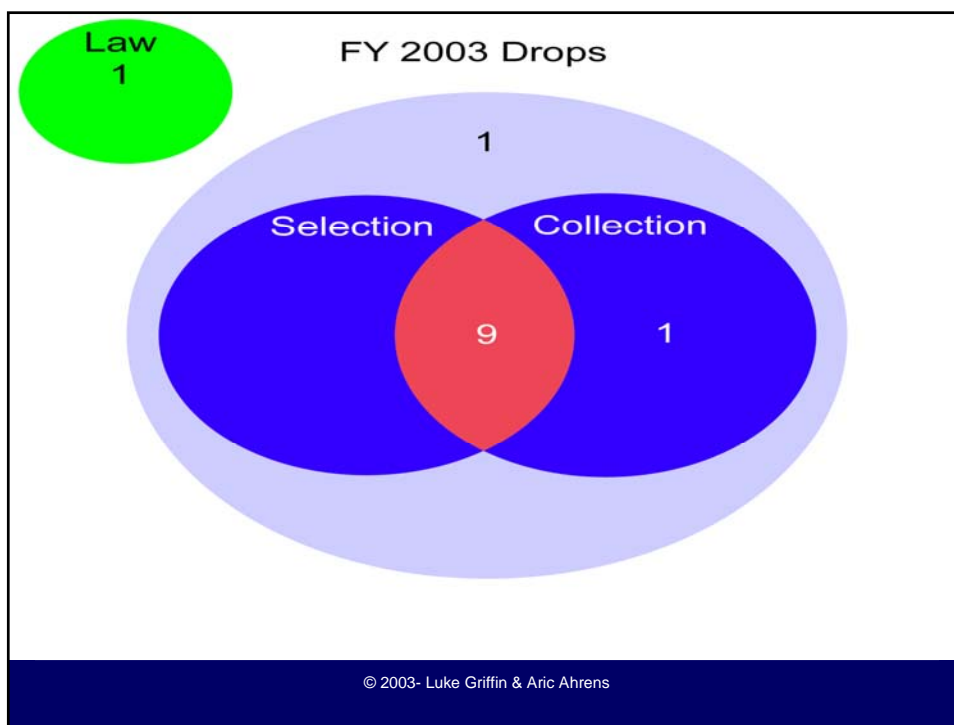
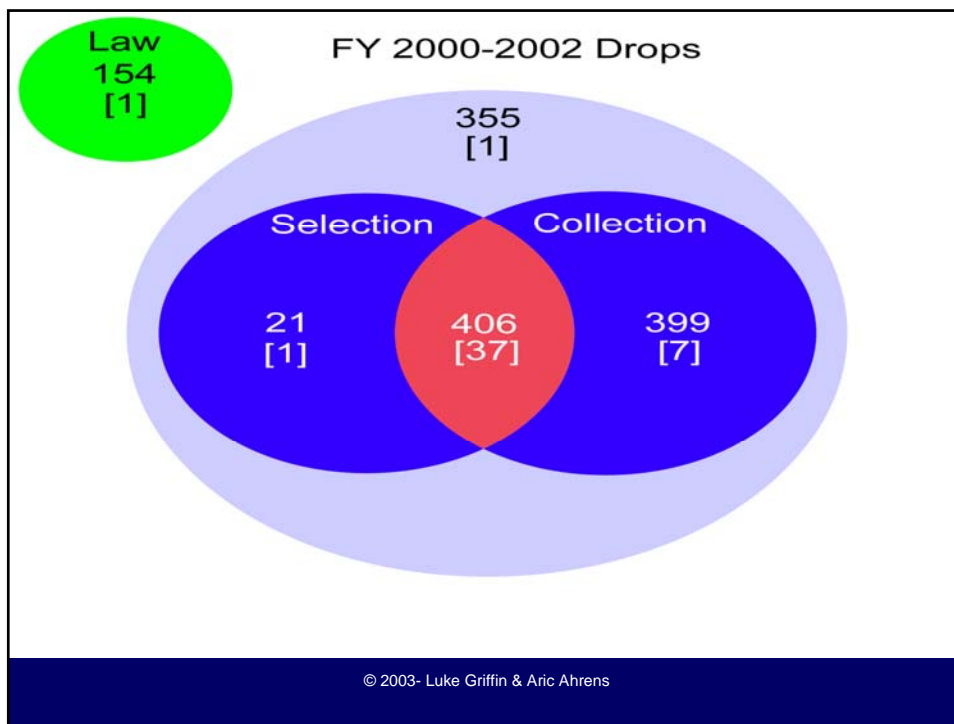
Combining the Primary Factors

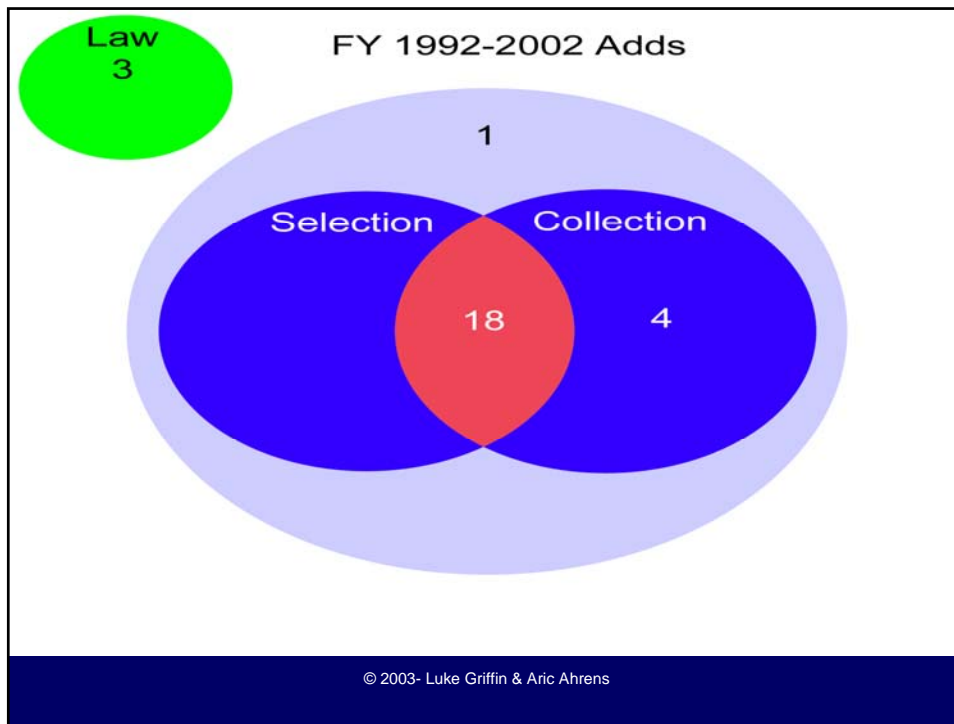
- Venn Diagrams
 - Selection Rate Under 20%
 - Collection Size under 1M Volumes
 - Meet both criteria
 - Meet neither criteria
 - Law Libraries Excluded

© 2003- Luke Griffin & Aric Ahrens










37 High Risk Libraries

- 27 Responded to our Survey
- Average importance of Internet availability was 4.19 on a 5 Scale
- Compared to an average of 4.05 on a 5 scale for all libraries surveyed
- Internet availability had a bigger impact on decision to drop of High Risk Libraries

© 2003- Luke Griffin & Aric Ahrens



Overall Picture

- Small libraries dropping faster
 - Low Selection Rates, Small Collection
- Dropping libraries cite Internet
 - Major factor in decision to drop
- Internet satisfying small libraries' needs
 - Depository status becoming less appealing
- Libraries Joining FDLP
 - Cite high level of satisfaction with FDLP
 - Statistically resemble those leaving FDLP

© 2003- Luke Griffin & Aric Ahrens