

BLS Website: A Complete Redesign

BLS Website Redesign

1

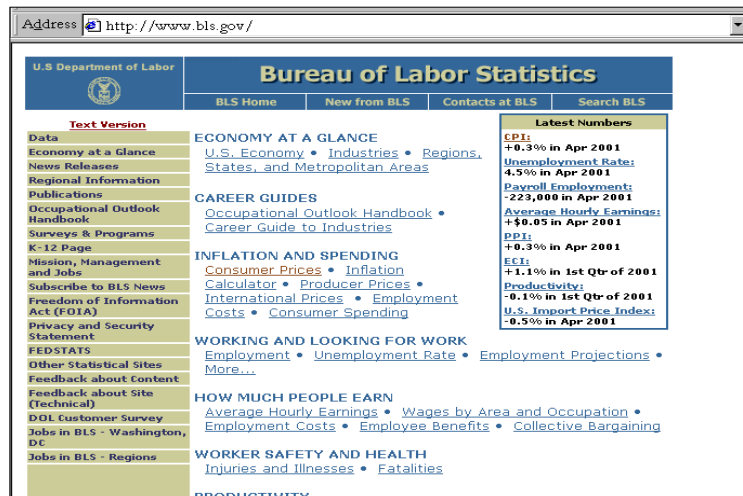
1990s BLS Website



BLS Website Redesign

2

2000 Facelift



BLS Website Redesign

3

Redesigned BLS Website



BLS Website Redesign

4

Over 100 Links

Bureau of Labor Statistics U.S. Department of La

[About BLS](#) • [Jobs in BLS](#) • [Get Detailed Statistics](#) • [Economic News Releases](#) • [Topics A-Z](#) • [Glossary](#) • [What's New](#)

<p>Inflation & Consumer Spending Consumer Price Index • Inflation Calculator • Contract Escalation • Producer Price Indexes • Import/Export Prices • Consumer Expenditures</p> <p>Wages, Earnings, & Benefits Wages by Area and Occupation • Earnings by Industry • Employee Benefits • Employment Costs • State and County Wages • National Compensation Data • Collective Bargaining</p> <p>Productivity Productivity and Costs • Multifactor Productivity • International Comparisons</p>	<p>Latest Numbers</p> <p>CPI: +0.1% in Aug 2001</p> <p>Unemployment Rate: 4.9% in Aug 2001</p> <p>Payroll Employment: -113,000(p) in Aug 2001</p> <p>Average Hourly Earnings: +\$0.04(p) in Aug 2001</p> <p>PPI: +0.4%(p) in Aug 2001</p> <p>ECI: +0.9% in 2nd Qtr of 2001</p> <p>Productivity: +2.1% in 2nd Qtr of 2001</p> <p>U.S. Import Price Index: -0.1% in Aug 2001</p> <p>-----</p> <p>» p - preliminary » Subscribe to BLS News » Publication Schedule</p>	<p>Employment & Unemployment National Employment • National Unemployment Rate • State and Local Employment • State and Local Unemployment Rates • Mass Layoffs • Employment Projections • Job Openings and Labor Turnover • Employment by Occupation • Longitudinal Studies • State and County Employment • Time Use</p> <p>At a Glance Tables U.S. Economy at a Glance • Regions, States, and Areas at a Glance • Industries at a Glance</p> <p>Publications & Research Papers Occupational Outlook</p>
---	--	--

BLS Website Redesign

5

More categories

<p>Productivity Productivity and Costs • Multifactor Productivity • International Comparisons</p> <p>Safety & Health Injuries and Illnesses • Fatalities</p> <p>International Import/Export Prices • Foreign Labor Statistics • International Technical Cooperation</p> <p>Occupations Occupational Outlook Handbook • Occupational Outlook Quarterly • Employment • Wages by Area and Occupation • Employment Projections</p> <p>Demographics Demographic Characteristics of the Labor Force • Geographic</p>	<p>-----</p> <p>» p - preliminary » Subscribe to BLS News » Publication Schedule</p> <p>People are asking...</p> <p>1. What are the potential effects of the events of September 11, 2001 on BLS data?</p> <p> Send us your question</p> <p>Regional Resources</p> <p>Select a Region from the map or pick a state from the list.</p> 	<p>U.S. Economy at a Glance • Regions, States, and Areas at a Glance • Industries at a Glance</p> <p>Publications & Research Papers Occupational Outlook Handbook • Monthly Labor Review Online • Compensation and Working Conditions • Occupational Outlook Quarterly • The Editor's Desk • Career Guide to Industries • Economic News Releases • Research Papers • More ></p> <p>Industries Industries at a Glance • Employment, Hours, and Earnings • Occupations • Safety and Health • Producer Price Indexes • Employment Costs • Productivity • NAICS</p> <p>Business Costs Producer Price Indexes •</p>
---	--	---

BLS Website Redesign

6

Contact Footer

<p>Other Statistical Sites FEDSTATS • Census Bureau • Bureau of Economic Analysis • More »</p> <p>BLS Information Offices New England (Boston, MA) • New York-New Jersey (New York, NY) • Mid-Atlantic (Philadelphia, PA) • Southeast (Atlanta, GA) • Midwest (Chicago, IL) • Southwest (Dallas, TX) • Mountain-Plains (Kansas City, MO) • Western (San Francisco, CA)</p>	<p>Geography State and Local Employment • State and Local Unemployment Rates • State and County Employment and Wages • Geographic Profile • Mass Layoffs • Consumer Price Index • Consumer Expenditures • Safety and Health • Wages by Area and Occupation • Fatalities</p> <p>Kids' Page Career Information for Kids</p>
<p>Privacy & Security Statement • Accessibility Information • Freedom of Information Act • Linking to Our Site • Contact Us • Customer Survey</p>	<p>Search: <input type="text"/> Advanced Search</p>
<p>U.S. Bureau of Labor Statistics Postal Square Building 2 Massachusetts Ave., NE Washington, DC 20212-0001</p>	<p>Phone: (202) 691-5200 Fax-on-demand: (202) 691-6322 Data questions: blsdata_staff@bls.gov Technical (web) questions: webmaster@bls.gov Other comments: feedback@bls.gov</p>

BLS Website Redesign

Overview Pages

<p>Bureau of Labor Statistics U.S. Department of Labor</p> <p>About BLS • Jobs in BLS • Get Detailed Statistics • Economic News Releases • Topics A-Z • Glossary • What's New</p>		
<p>Inflation & Consumer Spending Consumer Price Index • Inflation Calculator • Contract Escalation • Producer Price Indexes • Import/Export Prices • Consumer Expenditures</p> <p>Wages, Earnings, & Benefits Wages by Area and Occupation • Earnings by Industry • Employee Benefits • Employment Costs • State and County Wages • National Compensation Data • Collective Bargaining</p> <p>Productivity Productivity and Costs • Multifactor Productivity • International Comparisons</p>	<p>Latest Numbers</p> <p>CPI: +0.1% in Aug 2001</p> <p>Unemployment Rate: 4.9% in Aug 2001</p> <p>Payroll Employment: -113,000(p) in Aug 2001</p> <p>Average Hourly Earnings: +\$0.04(p) in Aug 2001</p> <p>PPI: +0.4%(p) in Aug 2001</p> <p>ECI: +0.9% in 2nd Qtr of 2001</p> <p>Productivity: +2.1% in 2nd Qtr of 2001</p> <p>U.S. Import Price Index: -0.1% in Aug 2001</p> <p>----- » p- preliminary » Subscribe to BLS News » Publication Schedule</p>	<p>Employment & Unemployment National Employment • National Unemployment Rate • State and Local Employment • State and Local Unemployment Rates • Mass Layoffs • Employment Projections • Job Openings and Labor Turnover • Employment by Occupation • Longitudinal Studies • State and County Employment • Time Use</p> <p>At a Glance Tables U.S. Economy at a Glance • Regions, States, and Areas at a Glance • Industries at a Glance</p> <p>Publications & Research Papers Occupational Outlook</p>

BLS Website Redesign

Employment Overview page

Employment and Unemployment Bureau of Labor Statistics
U.S. Department of Labor

[BLS Home](#) • [Programs & Surveys](#) • [Topics A-Z](#) • [Glossary](#) • [What's New](#)

Overview

Few economic data are as closely watched as measures of employment and unemployment. The Bureau of Labor Statistics programs covering jobs and joblessness reveal more than the general level of economic activity and utilization of labor. For example:

- the [situations](#) of minorities, women, and other demographic groups, [contingent](#) and displaced workers
- [hours and earnings](#) in industries
- [State and local](#) area unemployment
- mass layoffs
- [occupational employment and wages](#)
- [labor market experiences](#) measured for the same workers at multiple points in time.
- [workers covered by unemployment insurance](#)
- labor demand and [turnover](#)

[National Employment \(from the Current Employment Statistics survey\)](#)

BLS Website Redesign

9

New Topics A-Z link

Bureau of Labor Statistics U.S. Department of Labor

[About BLS](#) • [Jobs in BLS](#) • [Get Detailed Statistics](#) • [Economic News Releases](#) • [Topics A-Z](#) • [Glossary](#) • [What's New](#)

Inflation & Consumer Spending

- [Consumer Price Index](#) • [Inflation Calculator](#) • [Contract Escalation](#) • [Producer Price Indexes](#) • [Import/Export Prices](#) • [Consumer Expenditures](#)

Wages, Earnings, & Benefits

- [Wages by Area and Occupation](#) • [Earnings by Industry](#) • [Employee Benefits](#) • [Employment Costs](#) • [State and County Wages](#) • [National Compensation Data](#) • [Collective Bargaining](#)

Productivity

- [Productivity and Costs](#) • [Multifactor Productivity](#) • [International Comparisons](#)

Safety & Health

- [Occupational Safety and Health](#)

Latest Numbers

CPI:
+0.1% in Aug 2001

Unemployment Rate:
4.9% in Aug 2001

Payroll Employment:
-113,000(p) in Aug 2001

Average Hourly Earnings:
+\$0.04(p) in Aug 2001

PPI:
+0.4%(p) in Aug 2001

ECI:
+0.3% in 2nd Qtr of 2001

Productivity:
+2.1% in 2nd Qtr of 2001

U.S. Import Price Index:
-0.1% in Aug 2001

» p - preliminary
» [Subscribe to BLS News](#)
» [Publication Schedule](#)

Employment & Unemployment

- [National Employment](#) • [National Unemployment Rate](#) • [State and Local Employment](#) • [State and Local Unemployment Rates](#) • [Mass Layoffs](#) • [Employment Projections](#) • [Job Openings and Labor Turnover](#) • [Employment by Occupation](#) • [Longitudinal Studies](#) • [State and County Employment](#) • [Time Use](#)

At a Glance Tables

- [U.S. Economy at a Glance](#) • [Regions, States, and Areas at a Glance](#) • [Industries at a Glance](#)

Publications & Research Papers

- [Occupational Outlook Handbook](#) • [Monthly Labor Review Online](#)

People are asking...

BLS Website Redesign

10

Topics A-Z

BLS Topics A-Z

Bureau of Labor Statistics
U.S. Department of Labor

[BLS Home](#) • [Programs & Surveys](#) • [Get Detailed Statistics](#) • [Topics A-Z](#) • [Glossary](#) • [What's New](#)

[A | B | C | D | E | F | G | H | I | J | K | L | M | N | O | P | Q | R | S | T | U | V | W | X | Y | Z]

Topics A-Z

A [\[top\]](#)

- [Absences from work, statistics](#)
- [American time use survey](#)
- [Average annual pay](#)
- [Average hourly earnings, statistics](#)

B [\[top\]](#)

- [Benefits, statistics](#)
- [Benefits, statistics](#)

C [\[top\]](#)

BLS Website Redesign

11

Fatalities

Injuries, Illnesses, and Fatalities

Bureau of Labor Statistics
U.S. Department of Labor

[BLS Home](#) • [Programs & Surveys](#) • [Topics A-Z](#) • [Glossary](#) • [What's New](#)

The **Injuries, Illnesses, and Fatalities (IIF)** program provides data on illnesses and injuries on the job and data on worker fatalities.

- [Current Injury, Illness, and Fatality Data](#)
- [Economic News Releases and Announcements](#)
- [Get Detailed Statistics](#)
- [Overviews, Descriptions, and Documentation](#)
- [Definitions](#)
- [Record keeping and Standards](#)
- [Related Links](#)
- [Frequently Asked Questions](#)
- [Contact Us](#)

[Top](#)

Current Injury, Illness, and Fatality Data:

Select a subject area

- [Fatal injuries](#)

Latest Numbers

Nonfatal injuries and illnesses, private industry

Total recordable cases:
📈 5,707,200 in 1999

Cases involving days away from work:
📈 1,702,500 in 1999

Cases involving sprains, strains, tears:
📈 739,742 in 1999

Cases involving injuries to the back:
📈 424,251 in 1999

Cases involving falls:
📈 297,499 in 1999

Fatal work-related injuries, private industry

Total recordable cases:
📈 5,344(p) in 2000

Highway incidents:
📈 1,205(p) in 2000

Falls to lower level:

BLS Website Redesign

12

6

New Glossary Link

Bureau of Labor Statistics U.S. Department of Labor

[About BLS](#) • [Jobs in BLS](#) • [Get Detailed Statistics](#) • [Economic News Releases](#) • [Topics A-Z](#) • [Glossary](#) • [What's New](#)

Inflation & Consumer Spending

- [Consumer Price Index](#)
- [Inflation Calculator](#)
- [Contract Escalation](#)
- [Producer Price Indexes](#)
- [Import/Export Prices](#)
- [Consumer Expenditures](#)

Wages, Earnings, & Benefits

- [Wages by Area and Occupation](#)
- [Earnings by Industry](#)
- [Employee Benefits](#)
- [Employment Costs](#)
- [State and County Wages](#)
- [National Compensation Data](#)
- [Collective Bargaining](#)

Productivity

- [Productivity and Costs](#)
- [Multifactor Productivity](#)
- [International Comparisons](#)

Safety & Health

- [Injuries and Illnesses](#)

Latest Numbers

CPI:
+0.1% in Aug 2001

Unemployment Rate:
4.9% in Aug 2001

Payroll Employment:
-113,000(p) in Aug 2001

Average Hourly Earnings:
+\$0.04(p) in Aug 2001

PPI:
+0.4% (p) in Aug 2001

ECI:
+0.9% in 2nd Qtr of 2001

Productivity:
+2.1% in 2nd Qtr of 2001

U.S. Import Price Index:
-0.1% in Aug 2001

p - preliminary
» [Subscribe to BLS News](#)
» [Publication Schedule](#)

People are asking...

Employment & Unemployment

- [National Employment](#)
- [National Unemployment Rate](#)
- [State and Local Employment](#)
- [State and Local Unemployment Rates](#)
- [Mass Layoffs](#)
- [Employment Projections](#)
- [Job Openings and Labor Turnover](#)
- [Employment by Occupation](#)
- [Longitudinal Studies](#)
- [State and County Employment](#)
- [Time Use](#)

At a Glance Tables

- [U.S. Economy at a Glance](#)
- [Regions, States, and Areas at a Glance](#)
- [Industries at a Glance](#)

Publications & Research Papers

- [Occupational Outlook Handbook](#)
- [Monthly Labor Review Online](#)

BLS Website Redesign

13

Glossary page

BLS Glossary Bureau of Labor Statistics
U.S. Department of Labor

[BLS Home](#) • [Programs & Surveys](#) • [Publications](#) • [Topics A-Z](#) • [What's New](#)

[[A](#) | [B](#) | [C](#) | [D](#) | [E](#) | [F](#) | [G](#) | [H](#) | [I](#) | [J](#) | [K](#) | [L](#) | [M](#) | [N](#) | [O](#) | [P](#) | [Q](#) | [R](#) | [S](#) | [T](#) | [U](#) | [V](#) | [W](#) | [X](#) | [Y](#) | [Z](#)]

Glossary

A [\[top\]](#)

Absence rate
The ratio of workers with absences to total full-time wage and salary employment. Absences are defined as instances when persons who usually work 35 or more hours per week worked less than 35 hours during the reference week for one of the following reasons: own illness, injury, or medical problems; child-care problems; other family or personal obligations; civic or military duty; and maternity or paternity leave.

Accidental death and dismemberment
Policy that pays additional benefits to the beneficiary if the cause of death is found to be accidental. Fractional amounts of the policy will be paid out if the covered employee loses a bodily appendage or sight because of an accident.

Aggregation
Combining index relatives from one level to the next higher level. The procedure for

BLS Website Redesign

14

People are asking.....boxes

Safety & Health
[Injuries and Illnesses](#) · [Fatalities](#)

International
[Import/Export Prices](#) · [Foreign Labor Statistics](#) · [International Technical Cooperation](#)

Occupations
[Occupational Outlook Handbook](#) · [Occupational Outlook Quarterly](#) · [Employment](#) · [Wages by Area and Occupation](#) · [Employment Projections](#)

Demographics
[Demographic Characteristics of the Labor Force](#) · [Geographic Profile](#) · [Consumer Expenditures](#) · [Injuries and Illnesses](#) · [Longitudinal Studies](#)

Other Statistical Sites
[FEDSTATS](#) · [Census Bureau](#) · [Bureau of](#)

People are asking...

1. [What are the potential effects of the events of September 11, 2001 on BLS data?](#)

[Send us your question](#)

Regional Resources

Select a Region from the map or pick a state from the list.



Select a State

[Handbook](#) · [Monthly Labor Review Online](#) · [Compensation and Working Conditions](#) · [Occupational Outlook Quarterly](#) · [The Editor's Desk](#) · [Career Guide to Industries](#) · [Economic News Releases](#) · [Research Papers](#) · [More »](#)

Industries
[Industries at a Glance](#) · [Employment, Hours, and Earnings](#) · [Occupations](#) · [Safety and Health](#) · [Producer Price Indexes](#) · [Employment Costs](#) · [Productivity](#) · [NAICS](#)

Business Costs
[Producer Price Indexes](#) · [Employment Costs](#) · [Employee Benefits](#) · [Foreign Labor Costs](#) · [Import/Export Prices](#)

Geography
[State and Local Employment](#) · [State and Local Unemployment](#)

BLS Website Redesign

15

People are asking..... Employment Projections

Employment Projections

Bureau of Labor Statistics
U.S. Department of Labor

[BLS Home](#) · [Programs & Surveys](#) · [Topics A-Z](#) · [Glossary](#) · [What's New](#)

The Office of Occupational Statistics and Employment Projections develops information about the labor market for the Nation as a whole for 10 years in the future.

- [Career Outlook Information](#)
- [Publications and Other Documentation](#)
- [Get Detailed Statistics](#)
- [Tables Created by BLS](#)
- [Special Notices](#)
- [Related Links](#)
- [Frequently Asked Questions](#)
- [Contact Us](#)

[Top](#)

Career Outlook Information:

- [Occupational Outlook Handbook](#)
- [Career Guide to Industries](#)
- [Occupational Outlook Quarterly](#)
- [Tomorrow's Jobs - Overview](#)
- [How Industries Differ](#)

People are asking...

1. [When will new protections be available?](#)
2. [What are the hottest to hire?](#)
3. [What are the occupations with the most job growth?](#)
4. [What industries are expected to have the fastest growing employment?](#)
5. [What occupations are likely to be most affected by automation?](#)

[Send us your question](#)

BLS Website Redesign

16

Maps - Regional Resources

[Inter-Regional Technical Cooperation](#)

Occupations
[Occupational Outlook Handbook](#) • [Occupational Outlook Quarterly](#) • [Employment](#) • [Wages by Area and Occupation](#) • [Employment Projections](#)


Demographics
[Demographic Characteristics of the Labor Force](#) • [Geographic Profile](#) • [Consumer Expenditures](#) • [Injuries and Illnesses](#) • [Longitudinal Studies](#)

Other Statistical Sites
[FEDSTATS](#) • [Census Bureau](#) • [Bureau of Economic Analysis](#) • [More >](#)

BLS Information Offices
[New England \(Boston, MA\)](#) • [New York-New Jersey \(New York, NY\)](#) • [Mid-Atlantic](#)

Regional Resources

Select a Region from the map or pick a state from the list.



Select a State

Select a State

- Alabama
- Alaska
- Arizona
- Arkansas
- California
- Colorado
- Connecticut
- Delaware
- District Of Columbia
- Florida

[News Releases](#) • [Research Papers](#) • [More >](#)

Industries
[Industries at a Glance](#) • [Employment, Hours, and Earnings](#) • [Occupations](#) • [Safety and Health](#) • [Producer Price Indexes](#) • [Employment Costs](#) • [Productivity](#) • [NAICS](#)

Business Costs
[Producer Price Indexes](#) • [Employment Costs](#) • [Employee Benefits](#) • [Foreign Labor Costs](#) • [Import/Export Prices](#)

Geography
[State and Local Employment](#) • [State and Local Unemployment Rates](#) • [State and County Employment and Wages](#) • [Geographic Profile](#) • [Mass Layoffs](#) • [Consumer Price Index](#) • [Consumer Expenditures](#) • [Safety and Health](#)

BLS Website Redesign

17

Regional Resources

- Select a region from the map
- Pick a state from the list
 - **Links to State at a glance**

Regional Resources

Select a Region from the map or pick a state from the list.



California

California

- Colorado
- Connecticut
- Delaware
- District Of Columbia
- Florida
- Georgia
- Hawaii
- Idaho
- Illinois
- Indiana

BLS Website Redesign

18

California at a Glance

State at a Glance		Bureau of Labor Statistics U.S. Department of Labor			
BLS Home • EAG Home • Get Detailed Statistics • Western Information Office					
OTHER AVAILABLE AT A GLANCE					
California					
Text Version					
Data Series	Back Data	Mar 2001	Apr 2001	May 2001	Jun 2001
Labor Force Data					
Civilian Labor Force ⁽¹⁾		17,331.1	17,379.0	17,357.3	17,357.3
Employment ⁽¹⁾		16,512.7	16,534.6	16,503.2	16,503.2
Unemployment ⁽¹⁾		818.4	844.4	854.0	854.0
Unemployment Rate ⁽⁴⁾		4.7	4.9	4.9	4.9
Nonfarm Wage and Salary Employment					
Total ⁽³⁾		14,798.9	14,818.3	14,813.4	14,813.4
12-month % change -- Total		3.1	2.8	2.3	2.3

Available data for metro areas

California includes the following metropolitan areas for which an Economy At A Glance table is available:

- [Bakersfield, CA](#)
- [Chico-Paradise, CA](#)
- [Fresno, CA](#)
- [Los Angeles-Long Beach, CA](#)
- [Merced, CA](#)
- [Modesto, CA](#)
- [Oakland, CA](#)
- [Orange County, CA](#)
- [Redding, CA](#)
- [Riverside-San Bernardino, CA](#)
- [Sacramento, CA](#)
- [Salinas-Seaside-Monterey, CA](#)
- [San Diego, CA](#)
- [San Francisco, CA](#)
- [San Jose, CA](#)
- [San Luis Obispo-Atascadero-Paso Robles, CA](#)
- [Santa Barbara-Santa Maria-Lompoc, CA](#)
- [Santa Cruz-Watsonville, CA](#)
- [Santa Rosa-Petaluma, CA](#)
- [Stockton-Lodi, CA](#)
- [Vallejo-Fairfield-Napa, CA](#)
- [Yuba City, CA](#)

CPI Program Page Map

Consumer Price Indexes

Bureau of Labor Statistics
U.S. Department of Labor

[BLS Home](#)
[Programs & Surveys](#)
[Topics A-Z](#)
[Glossary](#)
[What's New](#)

The **Consumer Price Indexes (CPI)** program produces monthly data on changes in the prices paid by urban consumers for a representative basket of goods and services.

- [General Overview](#)
- [Economic News Releases](#)
- [Get Detailed Statistics](#)
- [Tables Created by BLS](#)
- [Special Notices](#)
- [Publications and Other Documentation](#)
- [Frequently Asked Questions](#)
- [Contact Us](#)

General Overview:

[Data Available](#) | [Coverage](#) | [Reference Period](#) | [Source of Data](#) | [Forms of Publication](#) | [Uses of the Data](#) | [Major Research in Progress](#)

Top

Top

Top

Top

BLS Website Redesign

21

Select Chicago MSA

release by e-mail.

- [Upcoming Release Dates](#) for the rest of this calendar year.

Archived

- [Archived CPI News releases](#) (1994 to the present)

Get Detailed Statistics:

- [Inflation Calculator](#)
- [Most Requested Statistics](#)--Select from lists of the most popular CPI statistics.
 - [Average Price Data](#)
 - [Consumer Price Index-All Urban Consumers \(Current Series\)](#)
 - [Consumer Price Index-Urban Wage Earners and Clerical Workers \(Current Series\)](#)
 - [Consumer Price Index-All Urban Consumers \(Old Series\)](#)

Top

Top

Top

Top

BLS Website Redesign

22

Chicago CPI Data

REFORMAT Change the output (years, net & percent changes, format)

Data extracted on: October 16, 2001 (3:15 PM)

Consumer Price Index - All Urban Consumers

Original Data Value

Series Id: CUURA207SA0, CUUSA207SA0
 Not Seasonally Adjusted
 Area: Chicago-Cary-Kenosha, IL-IN-WI
 Item: All items
 Base Period: 1982=84=100

Year	Jan	Feb	Mar	Apr	May	Jun	Jul	Aug	Sep	Oct	Nov	Dec	Ann Avg	HALF1	HALF2
1991	135.1	135.5	136.2	136.1	136.8	137.3	137.3	137.6	138.3	138.0	138.0	138.3	137.0	136.2	137.4
1992	138.9	139.2	139.7	139.8	140.5	141.2	141.4	141.9	142.7	142.1	142.4	142.9	141.1	139.9	142.0
1993	143.2	143.6	144.1	144.7	145.7	145.6	145.5	146.1	146.7	147.2	146.4	146.1	145.4	144.5	146.3
1994	146.5	146.8	147.6	147.9	147.6	148.1	148.3	149.8	150.2	149.4	150.4	150.5	148.6	147.4	149.3

Search

[Computerizing Statistics](#)

Other Statistical Sites
[FEDSTATS](#) • [Census Bureau](#) • [Bureau of Economic Analysis](#) • [More »](#)

BLS Information Offices
[New England \(Boston, MA\)](#) • [New York-New Jersey \(New York, NY\)](#) • [Mid-Atlantic \(Philadelphia, PA\)](#) • [Southeast \(Atlanta, GA\)](#) • [Midwest \(Chicago, IL\)](#) • [Southwest \(Dallas, TX\)](#) • [Mountain-Plains \(Kansas City, MO\)](#) • [Western \(San Francisco, CA\)](#)

Geography
[State and Local Employment](#) • [State and Local Unemployment Rates](#) • [State and County Employment and Wages](#) • [Geographic Profile](#) • [Mass Layoffs](#) • [Consumer Price Index](#) • [Consumer Expenditures](#) • [Safety and Health](#) • [Wages by Area and Occupation](#) • [Fatalities](#)

Kids' Page
[Career Information for Kids](#)

[Privacy & Security Statement](#) • [Accessibility Information](#) • [Freedom of Information Act](#) • [Linking to Our Site](#) • [Contact Us](#) • [Customer Survey](#)

Search:

[Advanced Search](#)

U.S. Bureau of Labor Statistics
 Postal Square Building
 2 Massachusetts Ave., NE
 Washington, DC 20212-0001

Phone: (202) 691-5200
 Fax-on-demand: (202) 691-6325
 Data questions: blsdata_staff@bls.gov
 Technical (web) questions: webmaster@bls.gov
 Other comments: feedback@bls.gov

Advanced Searches

Bureau of Labor Statistics Bureau of Labor Statistics
U.S. Department of Labor

[BLS Home](#) • [Programs & Surveys](#) • [Get Detailed Statistics](#) • [Topics A-Z](#) • [Glossary](#) • [What's New](#)

To search for a particular BLS web document, please enter keyword(s) and choose which section of the BLS web site you want to search.

Enter Keyword(s):

[Quick Tips](#) for more effective searching.

- Entire BLS Web Site**
Provides access to ALL available web documents on the BLS web site.
- Economic News Releases**
The most current news releases produced by BLS surveys and programs. Each news release contains pre-formatted data tables along with analytical text by BLS economists.
- Occupational Employment Statistics**
Annual data on employment and wages for about 750 occupations and 400 nonfarm industries for the nation, plus occupational data by geographic area..
- Standard Occupational Classification**
The SOC system will be used to classify workers into occupational categories for data purposes.
- Kids' Page**
An introduction to career guidance information for students in grades K through 12.

BLS Website Redesign

25

Search Specific Publications

Online Publications

- Occupational Outlook Handbook**
Describes what workers do on the job, working conditions, the training and education needed, earnings, and expected job prospects in a wide range of occupations.
- Monthly Labor Review**
Provides analytical articles on employment, unemployment, prices, compensation, productivity, and other topics.
- MLR: The Editor's Desk**
A daily, Internet-only publication—features a concise article that focuses on one major finding from recent BLS data.
- Occupational Outlook Quarterly**
Provides practical information on jobs and careers—articles cover a wide variety of career and work-related topics such as new and emerging occupations, training opportunities, salary trends, and results of new studies from the Bureau of Labor Statistics.
- Compensation and Working Conditions**
Features articles and summaries on wages and benefits, workplace safety and health, and labor-management relations.
- Issues in Labor Statistics**
Provides succinct up-to-the-minute background papers on current topics.
- Handbook of Methods**
Presents detailed explanations of how the BLS obtains and prepares the economic data it publishes.
- Research Papers**
Presents abstracts of research papers by BLS authors.

[Privacy & Security Statement](#) • [Accessibility Information](#)

Search: [Advanced Search](#)

U.S. Bureau of Labor Statistics
Postal Square Building
2 Massachusetts Ave., NE
Washington, DC 20212-0001

Phone: (202) 691-5200
Fax-on-demand: (202) 691-6325
Data questions: blsdata_staff@bls.gov
Technical (web) questions: webhelp@bls.gov

BLS Website Redesign

26

Latest numbers box

Bureau of Labor Statistics U.S. Department of Labor

[About BLS](#) • [Jobs in BLS](#) • [Get Detailed Statistics](#) • [Economic News Releases](#) • [Topics A-Z](#) • [Glossary](#) • [What's New](#)

Inflation & Consumer Spending

- [Consumer Price Index](#)
- [Inflation Calculator](#)
- [Contract Escalation](#)
- [Producer Price Indexes](#)
- [Import/Export Prices](#)
- [Consumer Expenditures](#)

Wages, Earnings, & Benefits

- [Wages by Area and Occupation](#)
- [Earnings by Industry](#)
- [Employee Benefits](#)
- [Employment Costs](#)
- [State and County Wages](#)
- [National Compensation Data](#)
- [Collective Bargaining](#)

Productivity

- [Productivity and Costs](#)
- [Multifactor Productivity](#)
- [International Comparisons](#)

Safety & Health

Latest Numbers

CPI:
+0.1% in Aug 2001

Unemployment Rate:
4.9% in Aug 2001

Payroll Employment:
-113,000(p) in Aug 2001

Average Hourly Earnings:
+\$0.04(p) in Aug 2001

PPI:
+0.4%(p) in Aug 2001

ECI:
+0.9% in 2nd Qtr of 2001

Productivity:
+2.1% in 2nd Qtr of 2001

U.S. Import Price Index:
-0.1% in Aug 2001

> p - preliminary
>> [Subscribe to BLS News](#)
>> [Publication Schedule](#)

Employment & Unemployment

- [National Employment](#)
- [National Unemployment Rate](#)
- [State and Local Employment](#)
- [State and Local Unemployment Rates](#)
- [Mass Layoffs](#)
- [Employment Projections](#)
- [Job Openings and Labor Turnover](#)
- [Employment by Occupation](#)
- [Longitudinal Studies](#)
- [State and County Employment](#)
- [Time Use](#)

At a Glance Tables

- [U.S. Economy at a Glance](#)
- [Regions, States, and Areas at a Glance](#)
- [Industries at a Glance](#)

Publications & Research Papers

- [Occupational Outlook Handbook](#)
- [Monthly Labor Review Online](#)

People are asking...

BLS Website Redesign

27

Latest numbers

News United States Department of Labor
Bureau of Labor Statistics Washington, D.C. 20212

[BLS Home](#) • [Economic News Releases](#) • [Get Detailed Statistics](#) • [What's New](#) • [CPS Home](#) • [CES Home](#)

OTHER AVAILABLE ECONOMIC NEWS RELEASES

Employment Situation2

Table of Contents

- [Employment Situation Summary](#)
- [Employment Situation Explanatory Note](#)
- [Table A-1. Employment status of the civilian population by sex and age](#)
- [Table A-2. Employment status of the civilian population by race, sex, age, and Hispanic origin](#)
- [Table A-3. Employment status of the civilian population 25 years and over by educational attainment](#)
- [Table A-4. Selected employment indicators](#)
- [Table A-5. Selected unemployment indicators, seasonally adjusted](#)
- [Table A-6. Duration of unemployment](#)
- [Table A-7. Reason for unemployment](#)
- [Table A-8. Range of alternative measures of labor underutilization](#)
- [Table A-9. Unemployed persons by sex and age, seasonally adjusted](#)
- [Table A-10. Persons not in the labor force and multiple jobholders by sex, not seasonally adjusted](#)

Select a topic
– Links to news release

BLS Website Redesign

28

Programs' Latest Numbers

**Labor Force Statistics from
the Current Population Survey**

Bureau of Labor Statistics
U.S. Department of Labor

[BLS Home](#) • [Programs & Surveys](#) • [Topics A-Z](#) • [Glossary](#) • [What's New](#)

The **Current Population Survey (CPS)** is a monthly survey of households conducted by the Bureau of Census for the Bureau of Labor Statistics. It provides a comprehensive body of data on the labor force, employment, unemployment, and persons not in the labor force

- [General Overview](#)
- [Economic News Releases](#)
- [Get Detailed Statistics](#)
- [Tables Created by BLS](#)
- [Special Notices](#)
- [Publications and Other](#)

Latest Numbers

Seasonally Adjusted

Unemployment Rate:
📈 4.9% in Sep 2001

Change in Unemployment Level:
📈 +52,000 in Sep 2001

Change in Employment Level:
📈 +788,000 in Sep 2001

Change in Civilian Labor Force Level:
📈 +840,000 in Sep 2001

Civilian Labor Force Participation Rate:
📈 67.0% in Sep 2001

Employment Population Ratio:

BLS Website Redesign

29

Dinosaur = Historical Data



Labor Force Statistics from the Current Population Survey													
Original Data Value													
Series Id:	LFS21000000												
Seasonally Adjusted:													
Series Title:	UNEMP. RATE - Civilian labor force												
Sex:	N/A												
Race:	N/A												
Ethnicity:	N/A												
Age:	16 Years And Older (null)												
Status:	Civilian Labor Force (Null)												
Class of Worker:	N/A												
Industry:	N/A												
Occupation:	N/A												
Year	Jan	Feb	Mar	Apr	May	Jun	Jul	Aug	Sep	Oct	Nov	Dec	Ann Avg
1991	6.4	6.6	6.8	6.7	6.9	6.9	6.8	6.9	6.9	7.0	7.0	7.3	
1992	7.3	7.4	7.4	7.4	7.6	7.8	7.7	7.6	7.6	7.3	7.4	7.4	
1993	7.3	7.1	7.0	7.1	7.1	7.0	6.9	6.8	6.7	6.8	6.6	6.5	
1994	6.6	6.6	6.5	6.4	6.1	6.1	6.1	6.0	5.9	5.8	5.6	5.5	
1995	5.6	5.4	5.4	5.8	5.6	5.6	5.7	5.7	5.6	5.5	5.6	5.6	

BLS Website Redesign

30

Program Pages' New Format

**Labor Force Statistics from
the Current Population Survey**

Bureau of Labor Statistics
U.S. Department of Labor

[BLS Home](#) • [Programs & Surveys](#) • [Topics A-Z](#) • [Glossary](#) • [What's New](#)

The **Current Population Survey (CPS)** is a monthly survey of households conducted by the Bureau of Census for the Bureau of Labor Statistics. It provides a comprehensive body of data on the labor force, employment, unemployment, and persons not in the labor force

- [General Overview](#)
- [Economic News Releases](#)
- [Get Detailed Statistics](#)
- [Tables Created by BLS](#)
- [Special Notices](#)
- [Publications and Other Documentation](#)
- [Related Links](#)
- [Frequently Asked Questions](#)
- [Contact Us](#)

Top

General Overview:

[Data Available](#) | [Coverage](#) | [Sources of Data](#) | [Reference Period](#) | [Forms of Publication](#)

Latest Numbers

Seasonally Adjusted

Unemployment Rate:
4.9% in Sep 2001

Change in Unemployment Level:
+52,000 in Sep 2001

Change in Employment Level:
+788,000 in Sep 2001

Change in Civilian Labor Force Level:
+840,000 in Sep 2001

Civilian Labor Force Participation Rate:
67.0% in Sep 2001

Employment-Population Ratio:
63.7% in Sep 2001

Annual Averages

Unemployment Rate:
4.0% for 2000

Unemployment Level:
5,655,000 for 2000

BLS Website Redesign

31

CPS Program Page

Current

- [Employment Situation Summary \(TXT\) \(PDF\)](#)
- [Commissioner's Statement on the Employment Situation \(TXT\) \(PDF\)](#)
- [Subscribe to the BLS News Service--receive The Employment Situation news releases by e-mail.](#)
- [Schedule of Upcoming Releases](#)
- [Usual Weekly Earnings of Wage and Salary Workers](#) (Quarterly)

Annual

- [Union Members](#)
- [Employment Characteristics of Families](#)
- [College Enrollment and Work Activity of High School Graduates](#)
- [Summer Employment and Unemployment Among Youth](#)
- [Work Experience of the Population](#)

Other

- [Contingent and Alternative Employment](#)

People are asking...

1. [What are the potential impacts of the terrorist attacks of September 11, 2001 on employment and unemployment statistics?](#)
2. [Where can I find the unemployment rate for previous years?](#)
3. [Who is counted as employed?](#)
4. [Who is counted as unemployed?](#)
5. [How is the unemployment rate related to unemployment insurance claims?](#)
6. [What is seasonal adjustment?](#)

Regional Resources

Select a Region from the map or pick a state from the list.



BLS Website Redesign

32

16

CPS Tables - Annual Avg.

Tables Created by BLS: [Top](#)

Tables from Employment and Earnings

- [Annual average data](#). [Complete set of all 49 tables ([PDF](#): 256 KB, 63 printed pages)]
- [Monthly data](#)
- [Quarterly data](#)

Annual averages - Household Data

EMPLOYMENT STATUS

1. Employment status of the civilian noninstitutional population, 1938 to date ([TXT](#)) ([PDF](#))
2. Employment status of the civilian noninstitutional population 16 years and over by sex, 1969 to date ([TXT](#)) ([PDF](#))
3. Employment status of the civilian noninstitutional population by age, sex, and race ([TXT](#)) ([PDF](#))
4. Employment status of the Hispanic-origin population by age and sex ([TXT](#)) ([PDF](#))
5. Employment status of the civilian noninstitutional population by sex, age,

CPS Monthly Tables

Monthly Household Data

HISTORICAL

- A-1. Employment status of the civilian noninstitutional population **16 years and over, prior years to date**
- A-2. Employment status of the civilian noninstitutional population **16 years and over by sex, recent years to date**

SEASONALLY ADJUSTED DATA

Employment Status

- A-3. Employment status of the civilian noninstitutional population **by sex and age**, seasonally adjusted
- A-4. Employment status of the civilian noninstitutional population **by race, sex, age, and Hispanic origin**, seasonally adjusted
- A-5. Employment status of the civilian

New URLs

- There will be redirect pages of most popular pages
- We ask that you update bookmarks

Summary of New Features

- More categories
- Topics A-Z and Glossary
- People are asking...boxes
- Maps and Regional Information
- Overview pages
- Enhanced searches

Accessing BLS Data from the Database

- Get Detailed Statistics Data Retrieval from Databases
 - Most requested
 - Create customized tables
 - FTP files
- Economic News Releases

BLS Website Redesign

37

Get Detailed Statistics

The screenshot displays the 'Bureau of Labor Statistics Data' page. At the top, there is a navigation bar with links for 'BLS Home', 'Programs & Surveys', 'Get Detailed Statistics', 'Topics A-Z', 'Glossary', and 'What's New'. Below this, a list of categories is provided: 'Employment & Unemployment', 'Prices & Living Conditions', 'Compensation & Working Conditions', 'Productivity & Technology', and 'Regional Resources'. A 'Top' link is located to the right of the 'Employment & Unemployment' section header. Underneath, a grid of options is shown for 'Labor Force Statistics' and 'National Employment, Hours, and Earnings'. Each option includes an icon and a 'BLS FTP' link. The icons represent: 'SPECIAL NOTICES' (warning sign), 'MOST REQUESTED STATISTICS' (tablet), 'CREATE CUSTOMIZED TABLES (ONE SCREEN)' (document), 'CREATE CUSTOMIZED TABLES (MULTIPLE SCREENS)' (multiple documents), and 'FLAT FILES' (BLS FTP logo).

BLS Website Redesign

38

Data Retrieval

Top

Prices & Living Conditions	SPECIAL NOTICES	MOST REQUESTED STATISTICS	CREATE CUSTOMIZED TABLES (ONE SCREEN)	CREATE CUSTOMIZED TABLES (MULTIPLE SCREENS)	FLAT FILES
CPI-All Urban Consumers (Current Series)					
CPI-Urban Wage Earners and Clerical Workers (Current Series)					
CPI-Average Price Data					
CPI-Department Store Inventory Price Index					
CPI-All Urban Consumers (Old Series)					
CPI-Urban Wage Earners and Clerical Workers (Old Series)					

About the tools

About the Tools	
	- Important Notices.
	- allows users to quickly retrieve BLS time series data from lists of those most commonly requested.
	- this application (previously called "Public Data Query") requires a Java-enabled browser. Choose the data you want from BLS databases on a simple, one-screen form.
	- a form-based query application which allows you to obtain BLS timeseries data based on choices you make (previously called "Selective Access")
	- a link to the BLS FTP server. Given the limitations on the amount of data which can be extracted using any of the applications provided on the Web site, the FTP server can be ideal for those users requiring large volumes of timeseries data.

Most Requested

Most Requested Statistics Bureau of Labor Statistics
U.S. Department of Labor

BLS Home • Get Detailed Statistics • Most Requested Statistics • CPS Home

OTHER SURVEYS

Labor Force Statistics from the Current Population Survey

Labor Force Statistics from the Current Population Survey
(Select from list below)

- Empl. Level - Civilian Labor Force - LFS11000000
- Civilian Labor Force Level - LFS40000000
- Unemp. Level - Civilian Labor Force - LFS22000000
- Unemp. Rate - Civilian Labor Force - LFS21000000
- Civilian Employment-Population Ratio - LFS16000000
- Civilian Employment-Population Ratio Male - LFS16000001
- Civilian Employment-Population Ratio Female - LFS16000002
- Civilian Employment-Population Ratio White - LFS16000010

Select most requested icon

Select from a list of most requested data.

BLS Website Redesign

41

CPI Customized Tables - One Screen

Consumer Price Index-All Urban Consumers (Current Series)

Select how you want to view the data

View items within an area View areas within an item

1 Select an Area

2 Select one or more Items

U.S. city average
Size Class A (more than 1,500,000)
Size Class B/C (between 50,000 and 1,500,000)
Size Class D (under 50,000)
Northeast urban
New York-Northern New Jersey-Long Island, NY-NJ-CT-PA
Philadelphia-Wilmington-Atlantic City, PA-NJ-DE-MD
Boston-Brockton-Nashua, MA-NH-ME-CT
Pittsburgh, PA
Metropolitan, Size Class A

All items
All items - old base
Food and beverages
Food
Food at home
Cereals and bakery products
Cereals and cereal products
Flour and prepared flour mixes

3 Select Seasonal Adjustment

Seasonally Adjusted
 Not Seasonally Adjusted

4 **Your Selection: (2 series selected)** NOTE: Select a maximum of 10 series.

OR for Multiple Queries

U.S. city average All items Seasonally Adjusted : CUSR0000SA0
U.S. city average All items Not Seasonally Adjusted : CUUR0000SA0,C

BLS Website Redesign

42

PDQs are now Customized Tables - one screen

Select the Create Customized Tables (one screen) icon.

1. Select an area.
2. Select one or more items.
3. Select seasonal adjustment.
4. Get Data.

CPI Results

Consumer Price Index - All Urban Consumers											
Original Data Value											
Series Id: CUSR0000SA0											
Seasonally Adjusted											
Area: U.S. city average											
Item: All items											
Base Period: 1982-84=100											
Year	Jan	Feb	Mar	Apr	May	Jun	Jul	Aug	Sep	Oct	Nov
1991	134.80	134.90	134.90	135.20	135.70	136.10	136.30	136.70	137.10	137.30	137.90
1992	138.40	138.70	139.20	139.50	139.80	140.20	140.60	140.90	141.20	141.80	142.20
1993	142.80	143.20	143.40	143.90	144.30	144.40	144.60	144.90	145.10	145.70	146.00
1994	146.40	146.80	147.20	147.30	147.60	148.00	148.50	149.10	149.40	149.50	149.90
1995	150.60	151.00	151.30	151.90	152.20	152.50	152.70	153.00	153.20	153.70	153.80
1996	154.80	155.10	155.60	156.20	156.50	156.80	157.10	157.30	157.80	158.30	158.80
1997	159.50	159.90	159.90	160.00	160.10	160.30	160.50	160.80	161.30	161.60	161.80
1998	162.10	162.20	162.20	162.10	162.70	162.80	162.80	162.50	162.50	162.80	164.00

Customized Tables - Multiple screens

Select the Create Customized Tables (multiple screens) icon.

Query through a series of screens to get the desired data.

Email Subscriptions

Economic News Releases

Economic News Releases

Bureau of Labor Statistics
U.S. Department of Labor

[BLS Home](#) • [Programs & Surveys](#) • [Topics A-Z](#) • [Glossary](#) • [What's New](#)

MAJOR ECONOMIC INDICATORS

- [Consumer Price Index \(TXT\) \(PDF\)](#)
- [Employment Cost Index \(TXT\) \(PDF\)](#)
- [Employment Situation \(TXT\) \(PDF\)](#)
- [Producer Price Index \(TXT\) \(PDF\)](#)
- [Productivity and Costs \(TXT\) \(PDF\)](#)
- [Real Earnings \(TXT\) \(PDF\)](#)
- [U.S. Import and Export Price Indexes \(TXT\) \(PDF\)](#)

Subscribe to the [BLS News Service](#) to receive the above news releases by E-mail.

MOST RECENT NEWS RELEASES BY TOPIC

- [Employment & Unemployment](#)
- [Prices & Living Conditions](#)
- [Compensation & Working Conditions](#)
- [Productivity & Technology](#)
- [Employment Projections](#)
- [International Programs](#)
- [Regional News Releases](#)

BLS Website Redesign

47

Other types of Data Access

OTHER TYPES OF DATA ACCESS INCLUDE:

Economic News Releases -- these news releases present the latest data produced by various BLS programs and surveys. News releases are grouped according to major BLS statistical categories (for example, Employment and Unemployment, Prices and Living Conditions, etc.) for quick reference and contain pre-formatted data tables along with text explanations provided by BLS economic staff.

Series Report --this application uses BLS timeseries identifiers as input in extracting data from each survey-specific database, according to a specified set of date ranges and output options. Primarily for use by experienced users of BLS timeseries data, this application provides the most efficient path for those users who are familiar with the format of each survey-specific timeseries identifier and do not require any further assistance in formulating a query.

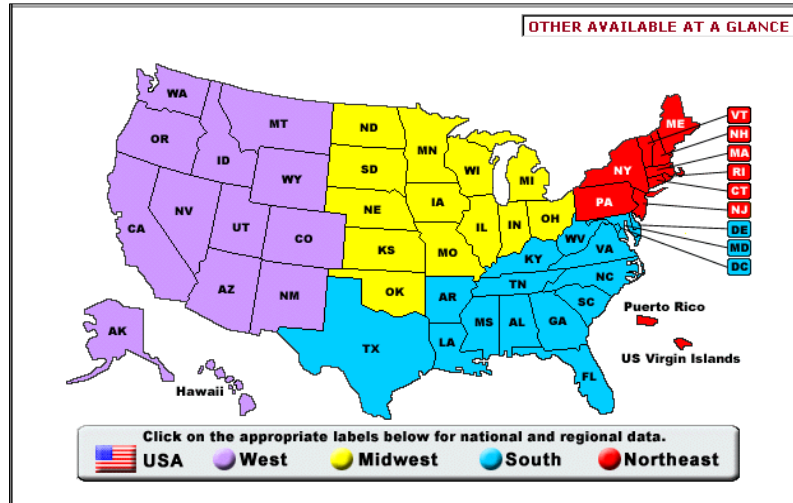
Economy At a Glance -- tables which contain current data, organized by geography and by industry, on the various economic indicators produced by BLS.

[More Sources of Data](#)

BLS Website Redesign

48

Economy at a Glance



BLS Website Redesign

49

Economy at a Glance

Click on the appropriate labels below for national and regional data.

USA West Midwest South Northeast

Alabama

Alabama includes the following metropolitan areas for which an Economy At A Glance table is available:

- [Anniston, AL](#)
- [Auburn-Opelika, AL](#)
- [Birmingham, AL](#)
- [Decatur, AL](#)
- [Dothan, AL](#)
- [Florence, AL](#)
- [Gadsden, AL](#)
- [Huntsville, AL](#)
- [Mobile, AL](#)

BLS Website Redesign

50

Economy at a Glance

Metropolitan Area at a Glance Bureau of Labor Statistics
U.S. Department of Labor

[BLS Home](#) • [EAG Home](#) • [Get Detailed Statistics](#) • [Southeast Information Office](#)

OTHER AVAILABLE AT A GLANCE

Birmingham, AL

[Text Version](#) [About the data](#)

Data Series	Back Data	Mar 2001	Apr 2001	May 2001	June 2001	July 2001	Aug 2001
Labor Force Data							
Civilian Labor Force (1)		480.0	480.6	476.7	483.0	479.9	
Employment (1)		465.3	465.3	463.5	467.9	466.0	
Unemployment (1)		14.7	15.3	13.2	15.1	13.9	
Unemployment Rate (2)		3.1	3.2	2.8	3.1	2.9	
Nonfarm Wage and Salary Employment							
Total (3)		488.1	487.7	487.5	487.7	484.1	482.4

- National
- Regional
- State
- Metro area
- Industry groups

BLS Website Redesign

51

Publications and Research Papers

Publications and Research Papers Bureau of Labor Statistics
U.S. Department of Labor

[BLS Home](#) • [Programs & Events](#) • [Topics A-Z](#) • [Glossary](#) • [What's New](#)

The Editor's Desk:

[Consumer prices inch up in August](#) Top

Economic News Releases from BLS:

[Consumer Price Index -- August 2001](#) 09/18/2001 Top

Information Services:

- [Phone numbers and email addresses to contact for more information.](#)
- [Fax-on-Demand](#)
- [How to order publications](#)

Monthly Labor Review Online: Top

From the July 2001 issue: [Are single mothers finding jobs without displacing other workers?](#) Top

Compensation and Working Conditions:

From the Winter 2000 issue: [The National Compensation Survey: Compensation Statistics for the 21st Century](#) Top

Occupational Outlook Quarterly:

- Online magazines
- Information resources
- Bulletins
- Catalog
- Online research papers

BLS Website Redesign

52

WWW.BLS.GOV

Bureau of Labor Statistics U.S. Department of Labor

[About BLS](#) • [Jobs in BLS](#) • [Get Detailed Statistics](#) • [Economic News Releases](#) • [Topics A-Z](#) • [Glossary](#) • [What's New](#)

Inflation & Consumer Spending
[Consumer Price Index](#) •
[Inflation Calculator](#) •
[Contract Escalation](#) •
[Producer Price Indexes](#) •
[Import/Export Prices](#) •
[Consumer Expenditures](#)

Wages, Earnings, & Benefits
[Wages by Area and Occupation](#) • [Earnings by Industry](#) • [Employee Benefits](#) • [Employment Costs](#) • [State and County Wages](#) • [National Compensation Data](#) • [Collective Bargaining](#)

Productivity
[Productivity and Costs](#) • [Multifactor Productivity](#) • [International Comparisons](#)

Safety & Health
[Occupational Safety and Health](#)

Latest Numbers

CPI:
+0.1% in Aug 2001

Unemployment Rate:
4.9% in Aug 2001

Payroll Employment:
-113,000(p) in Aug 2001

Average Hourly Earnings:
+\$0.04(p) in Aug 2001

PPI:
+0.4%(p) in Aug 2001

ECIs:
+0.9% in 2nd Qtr of 2001

Productivity:
+2.1% in 2nd Qtr of 2001

U.S. Import Price Index:
-0.1% in Aug 2001

» p - preliminary
» [Subscribe to BLS News](#)
» [Publication Schedule](#)

Employment & Unemployment
[National Employment](#) •
[National Unemployment Rate](#) • [State and Local Employment](#) • [State and Local Unemployment Rates](#) • [Mass Layoffs](#) • [Employment Projections](#) • [Job Openings and Labor Turnover](#) • [Employment by Occupation](#) • [Longitudinal Studies](#) • [State and County Employment](#) • [Time Use](#)

At a Glance Tables
[U.S. Economy at a Glance](#) • [Regions, States, and Areas at a Glance](#) • [Industries at a Glance](#)

Publications & Research Papers
[Occupational Outlook Handbook](#) • [Monthly Labor Review Online](#) •

People are asking...

BLS Website Redesign

53

www.bls.gov

Division of Information Services:

blsdata_staff@bls.gov

202.691.5200

BLS Website Redesign

54